

University of
Kentucky
Basketball Facts

1974-75



Flynn

Grevey

Conner

Coach
Joe Hall

Guyette

Smith

Hale

Lochmueller

JAN WATTS

265

KENTUCKY VARSITY BASKETBALL SCHEDULE—1974-75

Date	Opponent	Site
1071 (18) Grevey 1974		
Nov. 25	ATHLETES IN ACTION	Home
32 (1103) Nov. 30	NORTHWESTERN	Home 97-70
16 (1119) Dec. 2	Miami (O.)	Away 80-73
22 (1141) Dec. 7	Indiana	Away 74-98
16 (1157) Dec. 9	North Carolina	Louisville 90-78
Dec. 20	UKIT: OKLAHOMA STATE vs. VILLANOVA	Home
24 (1181)	WASHINGTON STATE vs. KENTUCKY	97-75
27 (1208) Dec. 21	UKIT: Consolation Game; Finals <i>Oklahoma State</i>	Home 90-65
29 (1237) Dec. 23	Kansas	Louisville 100-63
28 (1265) Dec. 28	Notre Dame	Louisville 113-96
20 (1285) Jan. 4	LOUISIANA STATE	Home 115-80
32 (1317) Jan. 6	Georgia	Away 96-77
29 (1346) Jan. 11	Auburn	Away 85-90
24 (1370) Jan. 13	TENNESSEE	Home 88-82
27 (1397) Jan. 18	Mississippi (TV)	Away 85-82
20 (1417) Jan. 20	ALABAMA	Home 74-69
26 (1443) Jan. 25	FLORIDA	Home 87-65
27 (1470) Jan. 27	Vanderbilt	Away 91-90
16 (1486) Feb. 1	MISSISSIPPI STATE	Home 112-79
17 (1503) Feb. 3	Louisiana State	Away 78-76 1651
20 (1523) Feb. 8	GEORGIA	Home 75-61 1726
37 (1560) Feb. 10	AUBURN	Home 119-76 184
24 (1584) Feb. 15	Tennessee	Away 98-103 194
22 (1606) Feb. 17	MISSISSIPPI	Home 108-89 205
16 (1622) Feb. 22	Alabama (TV)	Away 84-79 213
20 (1642) Feb. 24	Florida	Away 58-66 219
28 (1670) Mar. 1	VANDERBILT (TV)	Home 109-84 2302
Mar. 8	Mississippi State	Away 118-80

NCAA Mideast Regional (Tuscaloosa, Ala.)

MAR. 15 Marquette 76-54

NCAA Mideast Regional (Dayton, Ohio)

MAR. 20 Central Michigan 90-73

22 Indiana 92-90

NCAA Finals (San Diego)

MAR 29 Syracuse 95-79

31 UCLA (Finals) 85-92

COVER PICTURE—Coach Joe B. Hall is encircled by his first full cycle of players at Kentucky. Recruited and coached by Hall as freshmen, they became known as the "Super-Kittens." They were undefeated in 22 games and won the title as National Freshmen Champions in 1972. In clockwise order from the top, they are: Kevin Grevey, Jimmy Dan Conner, G. J. Smith, Steve Lochmueller, Jerry Hale, Bob Guyette and Mike Flynn. Art work by Ted Watts, Oswego, Kansas. Photography by Laughead Photographers, Dallas, Texas.

University of Kentucky Basketball Facts — 1974-75

INDEX

<p>70 73 98 78 75 65 63 96 80 77 90 82 82 69 65 90 79 76 61 76 103 89 79 66 84 80</p> <p>All-Americans, All-NCAA 33-34 All-Conference 34 Athletic Director Lancaster 7-8 Athletic Asst. Dir. Hagan 8-9 Athletic Association Board of Directors 9 Staff Members 4 Attendance Records Inside Back Award Winners (Annual) 30-32 Basketball Staff Coach Hall 12-13 Assts. Parsons, Hamilton, Nance 14-15 Wilson, Edelman, Keightley, Rollins 16 Student Trn.'s, Mgr.'s 46 Coaches Through Years 21 Coliseum 38-39 Fabulous Five 85 1651-1708 1726-1769 1848-1890 1943-1988 2051-1789 2135-1878 2193-1882 2302-1966 Helms' Selections 82 Home Floor Losses 20 Lettermen Through Years 83-85 Modern Record (1946 to Date) . 35-37 NCAA Titlists 21 Nickname, Origin of 49 Opponents Information Highs and Lows 81-82 Record vs. 1974-75 Opponents 72-75</p>	<p>Record vs. All Opponents 86-88 Scouting Reports 61-71 Press-Radio-TV Kentucky Outlets 3 Working Information 2 Southeastern Conference Champions By Years 18 Composite Standing, Kentucky In SEC, Final SEC Standings—1973-74 .. 19 Television Series 18 Sports Information—Rice, Perry ... 17 Tournament Trail 27-29 UKIT 23-27 University of Kentucky General Information 4 President Singletary 6 Varsity Basketball Player Profiles 40-46 Game By Game Rebounding 54 Game By Game Scoring 53 Outlook—1974-75 10 Quick Facts 5 Records—Team, Individual, Misc., Memorial Coliseum . 76-82 Retired Jerseys 47 Roster 50 Schedule Inside Front Scorers—Top All Time, Regular Season 22 Scores—Game By Game 89-103 Season Record—1973-74 49 Statistics—1973-74 52 Team Picture 48 Time Played—High Game 55 TV-Delayed Inside Back Wildcats At A Glance 11</p>
---	--

Compiled By Jack Perry, Asst. Sports Information Director
 RUSSELL RICE, Director of Sports Information

TO THE PRESS AND RADIO-TV

Here is your copy of the 1974-75 facts booklet on Kentucky basketball which we sincerely hope will aid you in covering and answering questions on the Wildcats this season. If you desire additional information, special stories, pictures or have questions not answered herein, please feel free to contact the Sports Information Office in Memorial Coliseum (Telephone A.C. 606-257-3838, 257-3839).

RUSSELL RICE
Director of Sports Information

JACK PERRY
Asst. Director of Sports Information

Athletic Office Phones:

Harry C. Lancaster - (606) 258-2881

Cliff Hagan - (606) 258-5611

Coach Joe B. Hall - (606) 257-1916 or 257-1917

Asst. Coaches: Dick Parsons - (606) 257-3640;

Leonard Hamilton - (606) 257-4781; Lynn Nance - (606) 258-8845

Information

WORKING TICKETS—Address requests to Sports Information Office as far in advance as possible. Tickets will not be mailed unless requested and will be held at the Information Window at the main entrance of Memorial Coliseum for pickup on game night.

PRESS DOOR—Entrance to the area set aside for press and radio should be via the Press Door located to the extreme left of the Coliseum entrance foyer.

PRESS ROOM—Located under west stands. Entrance near press door.

COMPS—No individual game allotment.

TELECOPIERS—Due to the increasing use of Xerox Telecopiers and other copying devices, the Sports Information Office does not feel it should try to provide side-court telephone service for such devices. Persons planning to use such devices at the press table should make their own arrangements with General Telephone. Telephones in the Sports Information Office and in the Coliseum hallway will be available for Telecopier use.

RADIO BROADCASTS—Broadcasting rights to UK games are assigned exclusively to the Jim Host and Associates, 512 E. Main, Lexington, Ky., 40508 (Telephone 606-252-5696). One free reciprocal outlet is guaranteed opponent schools visiting Lexington. Any additional stations must clear through Jim Host and Associates and the UK Director of Broadcasting, Mr. Pete Manchikes (257-2655). Working passes will be supplied approved stations by Sports Information Office.

SERVICES—Working press and radio will be furnished game programs, brochures, running play-by-play, halftime quickie box and final statistics in the form of a complete, seven-column dittoed box score.

KENTUCKY PRESS-RADIO-TELEVISION OUTLETS

- Lexington:**
 Lexington Herald-Leader
 Tom Easterling
 John McGill
 D. G. Fitzmaurice
 227 West Short Street
 Lexington, Ky. 40507
- WVLK Radio**
 Ralph Hacker
 P.O. Box 1559
 Lexington, Ky. 40501
- WLAP Sports**
 Jeff Marks
 P. O. Box 11670
 Lexington, Ky. 40511
- WBLG Radio Sports**
 130 Barr Street
 Lexington, Ky. 40507
- WLEX-TV**
 Tom Hammond, Director
 P.O. Box 1457
 Lexington, Ky. 40501
- WKYT-TV**
 Denny Trease, Director
 P.O. Box 655
 Lexington, Ky. 40501
- WTVQ-TV**
 Randy Waters, Director
 P.O. Box 1748
 Lexington, Ky. 40501
- Bob Cooper**
 Associated Press
 227 West Short Street
 Lexington, Ky. 40507
- Kentucky Kernel Sports**
 University of Kentucky
 Lexington, Ky. 40506
- Louisville:**
 Louisville Courier-Journal
 Dave Kindred
 Mike Sullivan
 525 West Broadway
 Louisville, Ky. 40202
- Louisville Times Sports**
 Dick Fenlon
 Jim Terhune
 Tev Laudeman
 525 West Broadway
 Louisville, Ky. 40202
- WHAS & WHAS-TV**
 Cawood Ledford
 Mike James
 P.O. Box 1084
 Louisville, Ky. 40201
- Associated Press**
 525 West Broadway
 Louisville, Ky. 40201
- Bob Weston**
 UPI Sports
 P.O. Box 537
 Louisville, Ky. 40201
- WAVE & WAVE-TV Sports**
 Ed Kallay, Director
 Joe Knight
 725 South Floyd Street
 Louisville, Ky. 40203
- WLKY-TV Sports**
 Dave Conrad
 P.O. Box 6218
 Louisville, Ky. 40216
- WINN Radio Sports**
 Third and Broadway
 Louisville, Ky. 40202
- WAKY Radio Sports**
 558 South Fifth Street
 Louisville, Ky. 40204
- State:**
 Ashland Independent
 Mike Reliford
 Sports Department
 226 17th Street
 Ashland, Ky. 41101
- Park City News**
 Sports Department
 813 College Street
 Bowling Green, Ky. 42101
- Tribune-Times Sports**
 Ky. and Monroe Streets
 Corbin, Ky. 40701
- Post & Times-Star Sports**
 Andy Cox
 421 Madison Avenue
 Covington, Ky. 41011
- Advocate-Messenger**
 Sports Department
 Danville, Ky. 40422
- News-Enterprise Sports**
 Bob Watkins
 Elizabethtown, Ky. 42701
- State-Journal Sports**
 Paul Weddle
 321 West Main Street
 Frankfort, Ky. 40601
- Dick Kimmons**
 UPI Sports
 321 W. Main
 Frankfort, Ky. 40601
- The Times Sports**
 301 South Green Street
 Glasgow, Ky. 42141
- Gleaner-Journal Sports**
 Steve Austin
 216 North Elm
 Henderson, Ky. 42420
- The Enterprise Sports**
 Central Street
 Harlan, Ky. 40831
- Kentucky New Era Sports**
 Chip Hutcheson
 123 West 7th Street
 Hopkinsville, Ky. 42240
- The Messenger**
 Mike Adkins, Sports
 221 South Main Street
 Madisonville, Ky. 42431
- Messenger Sports**
 206 West Broadway
 Mayfield, Ky. 42066
- Ledger-Independent**
 Sports Department
 43 West Second
 Maysville, Ky. 41056
- Doug Hartley**
 News Sports Editor
 Chester Avenue
 Middlesboro, Ky. 40965
- Messenger and Inquirer Sports**
 Paul Williams
 1401 Frederica Street
 Owensboro, Ky. 42301
- Sun-Democrat Sports**
 Pat Moynahan
 408 Kentucky Avenue
 Paducah, Ky. 42001
- Paris Daily Enterprise**
 Dicky Baldwin
 23 East 4th Street
 Paris, Ky. 40361
- Ken Green**
 Register Sports
 South Second Street
 Richmond, Ky. 40475
- Jim Kurk**
 Commonwealth-Journal
 102 North Maple Street
 Somerset, Ky. 42501
- The Winchester Sun**
 Neal Bryant
 Sports Department
 Wall and Cleveland Streets
 Winchester, Ky. 40391

UNIVERSITY OF KENTUCKY

General Information

LOCATION—Lexington, Ky., a community of 180,000 in the heart of Kentucky's famed Blue Grass region. Renowned as the world capital of the thoroughbred horse industry and known also as the world's largest loose-leaf tobacco market.

FOUNDED—1865

ENROLLMENT—(On campus—19,447)

PRESIDENT—Dr. Otis A. Singletary (At 13 Community Colleges—13,000)

VICE-PRESIDENT FOR ADMINISTRATION—Dr. Alvin A. Morris

VICE-PRESIDENT FOR ACADEMIC AFFAIRS—Dr. Lewis Cochran

VICE-PRESIDENT, BUSINESS AFFAIRS—Lawrence E. Forgy, Jr.

VICE-PRESIDENT, MEDICAL CENTER—Dr. Peter Bosomworth

VICE-PRESIDENT, STUDENT AFFAIRS—Dr. Robert G. Zumwinkle

VICE-PRESIDENT, COMMUNITY COLLEGES—Dr. Maurice Stanley Wall

FACULTY CHAIRMAN OF ATHLETICS—Dr. William Matthews

(UK's faculty representative to Southeastern Conference)

VICE-PRESIDENT, UNIVERSITY RELATIONS—Dr. Ray Hornback

DIRECTOR OF INFORMATION SERVICES—Bernie Vonderheide

CONFERENCE—Southeastern (member since founding in 1933)

BAND—Varsity (Director—Wm. Harry Clarke) FIGHT SONG—"On, On, U. of K."

STADIUM—Commonwealth Stadium (56,696)

GYMNASIUM—Memorial Coliseum (capacity 11,500)

Athletics Staff

DIRECTOR OF ATHLETICS—Harry C. Lancaster (Georgetown '32)

Assistant to Director—Mrs. Louise Gilchrist

Assistant to Director for Academic Affairs—Frank Downing

Administrative Assistant—Frank Ham

ASSISTANT DIRECTOR OF ATHLETICS—Cliff Hagan

HEAD BASKETBALL COACH—Joe B. Hall (Kentucky '55)

ADMINISTRATIVE SECRETARY—Mrs. Jane Rollins

ASSISTANT COACHES—Dick Parsons, Leonard Hamilton, Lynn Nance

HEAD COACHES OTHER SPORTS—Football: Fran Curci, Baseball: Tuffy

Horne, Track and Cross Country: Ken Olson, Tennis: Graddy Johnson,

Golf: Dan McQueen, Swimming and Water Polo: Wynn Paul, Rifle: Major

Ray Bagby, Wrestling: Fletcher Carr.

TICKET SALES MANAGER—Al Morgan

ACCOUNTANT—Jan Smits

TRAINER—Ray Don Wilson

BASKETBALL EQUIPMENT MANAGER—Bill Keightley

SPORTS INFORMATION DIRECTOR—Russell Rice (Kentucky '51)

ASSISTANT SPORTS INFORMATION DIRECTOR—Jack Perry

QUICK FACTS ON KENTUCKY BASKETBALL

- NCAA CHAMPIONS—Four Times (1948, '49, '51, '58) in 21 Appearances.
32 Victories.
- NIT CHAMPIONS—1946. SUGAR BOWL CHAMPIONS—Five Times.
- UK INVITATIONAL CHAMPIONS—Fifteen Times in 21 Tournaments.
- SEC CHAMPIONS—Record 28 Times Since 1933. (Last in 1973.)
- WORLD CHAMPIONS—1948 Olympic Games.
- INTERNATIONAL UNIVERSITIES TOURNAMENT CHAMPIONS—1966.
- NATIONAL CHAMPIONS BY POLLS—Six Times Since 1949.
- ALL-TIME RECORD—Won 1,117, Lost 357, Tied 1 in 71 Seasons.
- KENTUCKY ALL-AMERICANS—26 Players Honored 38 Times.
- ALL-SOUTHEASTERN—53 Players Honored 94 Times.
- PROFESSIONALS—32 Players Entered Ranks.
- MEMORIAL COLISEUM (11,500) — Home Floor Since 1950 (Won 284, Lost 37).
- RECORD HIGH POINTS—143 vs. Georgia (Neutral Site) '56—At Home 121 vs. Mississippi '71.
- INDIVIDUAL HIGH—53 By Dan Issel in 1970 vs. Mississippi at Oxford.
- BIGGEST VICTORY MARGIN—77 vs. Georgia in 1956—At Home, 53 vs. Georgia Tech '56, Georgia '59.

* * * * *

WILDCATS CARVE INCREDIBLE POST-SEASON TOURNAMENT RECORD

Since Kentucky made its first appearance in a major post season basketball tournament in 1942, no graduating class has ever missed the opportunity to play in either the NCAA or National Invitational Tournaments.

In fact, the Wildcats have an incredible record which has seen them miss only seven times (1943, '53, '54, '60, '63, '65, '67 and '74) in the past 32 years. Two of those misses were in 1953, when they sat out a season, and '54, when the undefeated National Champions won an automatic NCAA berth but declined the bid.

* * * * *

The University has had only two undefeated seasons in its illustrious basketball history. The first was 9-0 in 1911-12, the other 25-0 in 1953-54.



DR. OTIS A. SINGLETARY
President, University of Kentucky

Established in 1865 under provisions of the Morrill Act of 1862 as the Agricultural and Mechanical College of Kentucky University, the University of Kentucky today has approximately 33,000 students in the 15 academic colleges and Graduate School on the central campus in Lexington and in its 13 community colleges.

In 1878, the school separated from Kentucky University and became an independent institution supported by the state, and since 1916 has been known as the University of Kentucky, embodying the functions of teaching, public service and research.

Situated in the famed Blue Grass region of Central Kentucky, the University maintains several research institutes whose work increasingly affects state and nation: the Tobacco and Health Research Institute, the Office of Business Development and Government Services, the Institute for Mining and Minerals Research, and the Water Resources Institute.

It is fully accredited in its respective colleges and departments by all of the major professional societies and educational organizations.

President since 1969 has been Dr. Otis A. Singletary, who came from the University of Texas, Austin, where he was executive vice chancellor for academic affairs. He earlier had been director of the Job Corps program for the Office of Economic Opportunity, and chancellor of the University of North Carolina at Greensboro.

He is the eighth president of the University. Unique recognition of his service to the institution came recently from the UK Alumni Association, which presented him its Alumni Service Award—an honor rarely bestowed upon a non-alumnus of the University.



HARRY C. LANCASTER
Director of Athletics

The University of Kentucky athletic program has realized a steady growth since Harry C. Lancaster was named athletic director six years ago, with Commonwealth Stadium representing only one of many accomplishments during that period.

While the finishing touches were being put on the stadium last year, workmen on the other side of the campus completed a new ceiling in Memorial Coliseum and then reworked and painted the floor where many national basketball champions and All-Americans have been produced.

The ceiling went with a new roof previously installed. In addition, a Nautilus weight system has been added to the improved weight rooms and half of a regulation football practice field has been covered with artificial turf at Shively Sports Center.

There have been many other improvements, including an all-weather surface on the running track, where a press box and additional seats also were added, and a scoreboard for the baseball field, to name a few.

From 1946 until 1970, Lancaster was known primarily as the No. 1 assistant to basketball Coach Adolph Rupp. His freshman teams compiled 204 victories against only 57 losses. He served 16 seasons as head baseball coach and gave the school its winningest seasons in history by compiling identical 18-8 marks in 1959-60.

A native of Paris (Ky.), he lettered in football, basketball and baseball under Coach Blanton Collier at Paris High. At Georgetown College, he lettered in

football, basketball and baseball for three years and twice captained the football and basketball teams. He was Student Body president and president of Kappa Alpha Social Fraternity his senior year.

He served as assistant football and basketball coach at Georgetown College (1932-33) and Paris High School (1933-34), head basketball coach at Bagdad High School (1934-36) and principal and coach at Gleneyrie High School (1936-42).

Lancaster earned his master's degree in 1943 while serving as a part-time assistant in basketball and full-time instructor in Physical Education from Sept. 1942 until March 1944, when he entered the U.S. Navy as a Seaman 2/c. He advanced to lieutenant (SG) and returned to the University in March, 1946, in time to assist Rupp in winning UK's four NCAA basketball championships of 1948-49-51 and '58.

Traveled in Greece in 1951

In his own right, Lancaster has traveled extensively and received a signal honor when he was invited to prepare the Greek National Basketball Team for the 1968 Olympics. A return six-week tour in Athens was cancelled when Lancaster was asked to stay home and serve as acting athletics chief of staff.

Lancaster had traveled to Greece in the summer of 1951 on a special athletic assignment for the U.S. State Department. The mission called for him to act as an advisor to Greek Basketball Federation officials in Olympic procedures and other matters. He also conducted numerous clinics and coaching schools and gave public lectures on the cage sport. During the summer of 1962, he helped Coach Rupp conduct clinics for Army personnel in the Far East Theater and worked with Rupp on the team's Middle East Tour in 1966 and a clinic in Germany in the summer of 1967.

CLIFFORD O. HAGAN, Assistant Director of Athletics



Cliff Hagan became Assistant Director of Athletics at his Alma Mater June 1, 1972. After a glittering basketball career, during which he was twice a consensus All-American at UK and a five time All-Pro with the St. Louis Hawks of the NBA, he returned to Lexington in 1970 and went into private business. He later became President of a successful restaurant chain, Cliff Hagan Ribeye, Inc.

During Hagan's college career, the Wildcats won 86 of 91 games and the 1951 NCAA championship. He was co-captain of the 1954 team, which with a 25-0 record, became the University's second unbeaten team.

A native of Owensboro, Ky., Hagan gained immortality in Kentucky High School annals when he scored a then-record 41 points in the final game of the 1949 State Tournament to give the Red Devils the championship over Lexington Lafayette.

During a 10-year career at St. Louis, the Hawks won the NBA Western Division six times and defeated the Boston Celtics in 1958 for the World Championship. He joined the Dallas Chaparrals as player-coach in 1968 and was selected as Texas Professional Coach-of-the-Year. He wound up his playing career only 92 points shy of a career total 15,000 points.

An active participant in civic affairs in the community, Hagan is a member of Kiwanis, and is deeply involved with the American Cancer Society, of which he is President of the Fayette County Board, State Board Chairman of the Kentucky Division, and a lay delegate to the National Board of Directors.

Honors continue to fall his way from his playing days. Only this year, he was named to the Hall of Fame Magazine's All-America second-team for the 1951-1973 period, to the Orlando (Fla.) Sentinel Star's All-Time Southeastern Conference first team, and the All-Time Top Collegiate player in the State of Kentucky by Inside Kentucky Sports Magazine.

He is married to the former Martha Milton of Owensboro. They have four children: Lisa 18, Laurie 16, Amy 12, and Kip 10.

ATHLETICS AT KENTUCKY

Kentucky's athletic program, a well-balanced and ambitious activity featuring intercollegiate competition in ten different sports, is organized under the Department of Athletics and a corporation known as the University of Kentucky Athletics Association.

The program is conducted without overemphasis or sacrifice of educational objectives and in strict compliance with the rules of the University, the Southeastern Conference and the National Collegiate Athletics Association.

A board of directors, headed by the President of the University in the capacity of chairman, maintains overall policy supervision of the athletic program.

In addition to the UK President, board officers include the Vice-President for Student Affairs as vice-chairman and Dr. W. L. Matthews in the capacity of secretary. Fourteen other men, drawn from the University faculty and the general public, also serve on the board as appointees of the president as do two student representatives.

Supervising the steady growth and balanced development of the athletic program is Athletic Director Harry C. Lancaster.

The Association's Board of Directors is composed of the following:

Faculty Members

Marion E. McKenna, '76
Daniel R. Reedy, '76
Dr. N. J. Pisacano, '77
Stephen Diachun, '77
Dr. Charles Ellinger, '77
Charles Roland, '75
Warren Walton, '75

Trustee Members

George Griffin, '75
Frank Ramsey, Jr., '77

Members-at-Large

Albert B. Chandler, '76
S. T. Roach, '77

Alumni Members

Dr. Ralph Angelucci, '75
Thomas P. Bell, '76

Ex Officio Members

Otis A. Singletary, Chairman
Alvin L. Morris
Dr. Ray Hornback

L. E. Forgy, Jr.

R. G. Zumwinkle

Dr. W. L. Matthews

Gene Meeks

Student Members

David Mucci

Linda Powell

KENTUCKY BASKETBALL OUTLOOK, 1974-75

Kentucky's Wildcats face another rough schedule following last year's, which was rated sixth toughest in the nation, but third year coach Joe B. Hall is looking forward to the challenge with an optimism brought on by four returning senior starters, four other lettermen, and five freshmen hailed by many pollsters as the best crop in the country.

All-America and two-time All-SEC 6-foot-5 forward Kevin Grevey, who topped Southeastern Conference scoring in all games with a 21.9 mark, leads the group of veteran starters which includes 6-9 center Bob Guyette (12.7 ppg), 6-4 forward-guard Jimmy Dan Conner (12.0), and 6-3 guard Mike Flynn (11.5).

Giving Hall a seasoned bench are three seniors—6-7 forward G. J. Smith (4.1), 6-6 forward-center Steve Lochmueller (3.6), and 6-0 guard Jerry Hale (1.1), and 6-2 sophomore guard Larry Johnson (2.9), who played in 21 games as a freshman.

Adding a new dimension to Kentucky's game—frontline height and muscle—a vital factor missing for several seasons, was brought about after a sensational recruiting year by the Wildcat staff.

Hall landed the top players from three states—Rick Robey, 6-11, 235, of New Orleans, La., Mike Phillips, 6-11, 245, of Manchester, Ohio, and Jack Givens, 6-5, 200, of Lexington, Ky. Rounding out the star list are James Lee, 6-6, 210, of Lexington, who beat the heralded Moses Malone in the one-on-one championship duel at the Derby Classic in Louisville last May, and who possibly is the strongest player in years at Kentucky, and Dan Hall, 6-10, 225, of Betsy Layne, Ky.

The Wildcats benefited greatly from a summer tour of Australia, where they regrouped their talent and ran up a 17-2 mark against the best competition the Aussies could muster.

"I feel we learned the name of defense on the trip," said Hall. "We also regained an excellent sense of team play that this group had as freshmen and sophomores."

Hall feels confident enough of his frontline material that an anticipated move of Conner to guard became a reality on the Australian trip, and the former "Mr. Kentucky" responded with "the best all-round performance during the tour."

"The big men we have signed this year will enable us to use a double post offense in the future and rotate three people through two positions," Hall said. "Our returning seniors have rededicated themselves to having the type season they had as sophomores, and with the wealth of new talent, we should have a bench that will help in more ways than one."

The Wildcats lost three seniors: playmaking Capt. Ronnie Lyons (7.8), a 5-10 ball-handling wizard, guard Ray Edelman (1.3) and forward Rick Drewitz (2.0).

Returning non-lettermen are: 6-1 junior guard Reggie Warford, two sophomores 6-4 forward Merion Haskins and 6-2 guard Joey Holland. Sophomore Ernie Whitus, a 6-7 forward, was lost for the season when he crushed a thumb in a summertime work accident.

1974-75 WILDCATS AT A GLANCE LETTERMEN LOST FROM 1973-74 TEAM (3)

- Ronnie Lyons (5-10)—Team Captain and three-year starter . . . Averaged 7.8 ppg in 26 games . . . Scored 786 career points . . . Superb ball-handling will be missed, particularly against pressing defense.
- Rick Drewitz (6-7)—Averaged 2 ppg in six games . . . Scored 101 career points.
- Ray Edelman (6-2)—Averaged 1.3 ppg in 19 games . . . Hit 57.9 per cent of his shots . . . Scored 99 career points.

RETURNING LETTERMEN (8)

- Jimmy Dan Conner (6-4 F-G)—Third leading scorer second straight year with 12 ppg . . . Averaged 4.4 rebounds . . . Led team in time played with 863 minutes in 26 games . . . Move to guard likely.
- Mike Flynn (6-3 G)—Fourth leading scorer with 11.5 ppg . . . Led in assists with 83 . . . Third in rebounding with 5.9.
- Kevin Grevey (6-5 F)—Led SEC in all-game scoring with 21.9 ppg . . . Averaged 7.2 rebounds and hit 50.8 per cent of his shots, mostly outside . . . Led team at charity line with 83 per cent.
- Bob Guyette (6-9 C)—Leading rebounder with 7.9 pg and second in scoring with 12.7 ppg . . . Led in shooting with 55.7 per cent.
- Jerry Hale (6-0 G)—Started one game, saw reserve duty in 21 others . . . Averaged 1.1 ppg.
- Larry Johnson (6-2 G)—Moved to varsity after only two jayvee games and saw action in 21 games, averaging 2.9 ppg . . . Outstanding defensive player.
- Steve Lochmueller (6-6 F-C)—Averaged 3.6 ppg in 26 games . . . Hit 51.5 per cent and pulled down 2.7 rebounds per game.
- G. J. Smith (6-7 F)—Scored 4.1 ppg and grabbed 2.6 rebounds in 25 games . . . Started four games.

Freshmen (5)

- Jack Givens (6-5 F)—Averaged 25 ppg and 17 rebounds for Lexington Bryan Station
- Dan Hall (6-10 C)—Averaged 25 ppg and 14 rebounds for Betsy Layne
- James Lee (6-6 F)—Averaged 25 ppg and 18 rebounds for Lexington Henry Clay
- Mike Phillips (6-11)—Averaged 32.3 ppg and 23.5 rebounds for Manchester, Ohio.
- Rick Robey (6-11 C)—Averaged 21 ppg and 18 rebounds for Brother Martin, New Orleans, La.

NON-LETTERMEN (4)

- Merion Haskins (6-4 F)—Led jayvees with 18.6 ppg and 11.3 rebounds . . . Played in two varsity games.
- Joey Holland (6-2 G)—Averaged 11.6 ppg and 2.7 rebounds for jayvees.
- Reggie Warford (6-0 G)—Scored eight points in seven varsity games.
- Ernie Whitus (6-7 F)—Scored 14.6 ppg and pulled down 9.5 rebounds for jayvees.



JOE B. HALL, Head Coach

Entering his third and pivotal year as head coach of the Wildcats, Joe B. Hall's mission is to blend a fine crop of new talent and some outstanding veterans into a basketball machine that will face one of the nation's toughest schedules.

The 1973-74 season pointed up missing ingredients for a championship team and Hall responded by supervising the recruiting of a freshman squad that has been rated best in the nation by some experts.

While realizing the tremendous task involved in turning green youngsters into skilled players who will meet the likes of Northwestern, Miami (O), Indiana, North Carolina, Kansas and Notre Dame in December, Hall also has challenged his seven seniors to perform in the fine style that was predicted for them when they entered the University.

Although the 1973-74 Wildcats failed for the first time in six years to win or share in the Southeastern Conference championship, they did have some fine moments, including the annexation of their 15th UKIT championship in 21 years and a 17-2 record on a tour of Tahiti and Australia.

A master of defensive as well as offensive basketball, Hall places much stress on the former as the Wildcats seek the team unity and unselfishness needed for the task ahead.

In his two years as Wildcat head coach, Hall has won two UKIT titles, a Southeastern Conference championship, a berth in the Midwest Regional Finals and Southeastern "Coach of the Year" designation (1972-73) by his fellow coaches and by Coach and Athlete Magazine, honors no other rookie coach had attained since the league was formed in 1933.

Hall has made a habit of gathering such honors during a coaching career that began at Shepherdsville, (Ky.) High School in 1956 and continued through Regis College and Central Missouri State College before he returned to Lexington July 1, 1965, as an assistant to his former coach Adolph Rupp.

During Hall's two years at Shepherdsville, the Cougars won a Mid-Kentucky Conference title and he was named "Coach of the Year" in 1958. He then served one year as freshman coach and five years as head basketball coach at Regis College in Denver, Colo., where he was also athletic director and earned special recognition as coach of the champion independent team in the area.

While in Denver, he also coached the Capital Federal host team in the 1964 AAU tournament and was selected as head coach of the AAU Stripes in the Olympic trials at Jamaica, N. Y.

His next move was to Central Missouri, where he coached the Mules (19-6) to their first MIAA Conference championship since 1951 and their first Christmas Tournament title in history. He was named MIAA "Coach of the Year" (1964-65).

A three-letter winner and team captain in both sports in high school at Cynthiana, Ky., he played freshman basketball and one year of varsity basketball in the "Fabulous Five" era at the University before transferring to the University of the South at Sewanee, Tenn., where he set a school single game scoring record and was team captain. Coach Lon Varnell, upon retirement, rated Hall as No. 1 of the three best players he ever coached.

After touring Europe with the Globetrotters in 1951, Hall returned to U.K. in 1955 to complete requirements for his B.A. and later (1964) received his M.A. at Colorado State University.

Returning to U.K. again in 1965 as assistant coach and head recruiter, he was instrumental in adopting a running-conditioning program which obviously paid huge dividends as the Wildcats capitalized on speed and endurance to offset a lack of size and advance to the championship game of the NCAA Finals. Hall then successfully recruited six prep All-Americans, including all-time U.K. scoring leader Dan Issel, to form the nucleus of a varsity team that won three straight conference championships and was followed by a team that won three more consecutive SEC titles.

Hall became No. 1 varsity assistant and head freshman Coach to Rupp after Harry C. Lancaster was named permanent athletic director Feb. 1, 1969. His record with the freshmen was 60-15, including an undefeated (22-0) season (1971-72) which resulted in the Kittens being crowned National Freshman Champions by the Basketball News.

During his first season as head coach, the Wildcats won their last nine conference games to sew up the SEC title.

His eight-year coaching record is 109-77. Broken down, it shows a 55-50 five-year mark at Regis, a 19-6 record at Central Missouri, and a 33-21 two year record at Kentucky.

A popular personality on the clinic and convention circuits, Hall also has had much international exposure. In addition to the Globetrotters tour in 1951, and the "Down Under" tour last summer, he has helped conduct basketball clinics for the U.S. Army in Anchorage and Fairbanks, Alaska (1968), was Olympic Trials coach under Hank Iba at the Air Force Academy in July 1972 and is a member of the 1976 Olympic Basketball Committee.

He is married to the former Katharine Dennis of Harrison County, Ky. They have three children—Judy, 18; Kathy, 17, and Steve, 14.



WILDCAT COACHING STAFF—Head coach Joe B. Hall, second from left, is shown with his 1974-75 staff during annual picture day. From left, assistants Dick Parsons, Lynn Nance and Leonard Hamilton.

DICK PARSONS, Assistant Coach

In his third year as head assistant and junior varsity coach is Dick Parsons, a former Wildcat baseball and basketball star who returned to the University as baseball coach in 1969.

Before giving up his position as baseball coach, Parsons molded a team (1971) which established or tied 15 school records.

He first came to the University from Harlan, where he was a four-sports star with a three-year basketball scoring total of 1,276 points.

Starting three years as guard for the Wildcats, he was a fine outside shooter also known for quickness and alert defensive play. He had a career high production of 21 points against Mississippi his sophomore year.

A two-time (1960, '61) recipient of the coveted A. B. Chandler award, given annually for the player best exemplifying the qualities of leadership, scholarship, character and ability, he holds the distinction of serving as captain in two U. K. varsity sports—basketball and baseball.

Holding more Wildcat baseball records than any other player, he was an All-Conference shortstop in 1959 and 1961, All-NCAA District 1960, '61, and All-American '61. He hit .400 his senior year.

He was an assistant football coach at Glasgow High two years and baseball and basketball coach at Boyle County High from 1963 to 1968.

While working on his Master's Degree at the University in 1968-69, he scouted, recruited and helped with the Wildcat freshman team, later accepting a part-time assistantship in basketball in addition to his baseball job.

He is married to the former Miss Celia Cawood of Harlan. They have a daughter, Kathy, 8, and a son, Ed, 10.

LEONARD HAMILTON, Assistant Coach

A native of Gastonia, N. C., Hamilton joined the Wildcat staff last July after serving three years as an assistant coach at Austin Peay State University.

In high school at Gastonia, he was a three-year football letterman at quarterback and a two-year letterman and team captain in basketball. He was also basketball team captain two years at Gaston Community College in Dallas, N. C., where he scored 54 points in one game, set a record for most field goals in a season and was All-Region and All-Tournament.

He was team captain at the University of Tennessee at Martin, where he led in assists and steals, was most valuable defensive player, All-Conference and All-Tournament, elected as "Mr. Volunteer" by the student body and selected to the Tennessee-Kentucky All-Star Team.

His duties during his first year at Austin Peay included coaching the freshman team, scouting and recruiting. During his three years there, the Governors went from last place to first in the Ohio Valley Conference, appeared in two NCAA tournaments and were nationally ranked in scoring.

Hamilton is married to the former Miss Claudette Hale. They have a 4-year-old son, Lenny.

LYNN NANCE, Assistant Coach

A former All-Coast and All-Pac 8 Conference forward at the University of Washington, Nance had coaching experience at his alma mater and was with the FBI and the NCAA briefly before he was hired by Joe Hall last August to head up Wildcat recruiting along with regular coaching and scouting duties.

A four-sports high school star in his native Granby, Mo., he was an All-State and All-District performer who began his collegiate basketball career at Southwest Baptist Junior College in Bolivar, Mo.

He starred for Washington in 1963-64 and 1964-65 and spent most of one exhibition season with the St. Louis Hawks before an injury ended his pro aspirations.


He was coach and athletic director one year at Versailles, Mo., High School, where he compiled a 28-2 record, won the conference championship and advanced to the regional playoffs.

Nance was freshman coach under Mac Duckworth at Washington one year and freshman coach and recruiter two years under Tex Winter, with varsity coaching assignments on defense and with the big men.

He spent three years with the FBI before joining the NCAA headquarters staff of Walter Byers. He is married to the former Miss Sally Ann Scholes of Granby. They have a son, Kevin, 11.



ROY DON
WILSON



RAY
EDELMAN



W. B.
KEIGHTLEY



JANE
ROLLINS

ROY DON WILSON, Trainer—Lending his talents to basketball for the first time in his five year tenure as head football trainer at the University is Roy Don Wilson, who came to UK after serving two years as head trainer at The Citadel. One of the most personable members of the athletics staff, "R.D." is recognized as one of the top men of his profession and runs the training room in a manner which gives UK's athletes a feeling of a "home away from home." A native of Texas, he is a graduate of Amon Carter Riverside High in Fort Worth. He received his B. S. degree from Texas A & M with a major in physical education and a minor in business. He also received a corrective therapist certificate from the VA Hospital in Houston. After serving as a student trainer at Amon Carter and A & M, he was head trainer two years at Ector High in Odessa before serving two years as assistant trainer at Florida State University. He is married to the former Patricia Jane Cotter of Houston. They have a son Blaine, 8, and a daughter, Christi, 5.

RAY EDELMAN, Graduate Assistant—A three-year letterman for the Wildcats, Edelman graduated from UK last year with a degree in Business Administration and gained admission to the UK College of Law. During his playing career, he was credited by Coach Hall as like "having a coach on the floor." Edelman will be in charge of the junior varsity squad this year. A native of Ardmore, Pa., he set 49 records at Haverford High School and earned All-State honors. He scored a UK team high 46 points against the Gippsland All-Stars during the Australian tour last summer. He is married to the former Barbara Barnstable of Louisville.

W. B. KEIGHTLEY, Equipment Manager—Bill Keightley took on a large order when he succeeded George Hukle, the "dean of basketball statisticians" who retired last June, but Keightley is no stranger to the basketball scene, having assisted Hukle and worked in other sections of the Athletic Department for a number of years. A native of Lawrenceburg, Ky., he graduated from Kavanaugh High School where he played basketball under the tutelage of Ralph Carlisle and Fox DeMoisey. A mail carrier for U. S. Postal Services, he served in the U. S. Marines in World War II. He is married to the former Hazel Robinson of Lawrenceburg. They have a daughter, Karen 12.

JANE ROLLINS, Administrative Secretary—Basketball secretary for over 19 years, Jane Rollins exemplifies the friendly manner in which business representatives and Kentucky fans are received in the basketball offices at Memorial Coliseum. When Joe B. Hall took over as head coach over two years ago, he had only one choice for his secretary, saying "Jane would be a great asset in any office, and I would be remiss in not utilizing her experience and spirit of dedication." A native of Lexington, Mrs. Rollins attended Sacred Heart Academy, Atherton High School and Bryan-Stratton Business College in Louisville, and the University of Kentucky.

SPORTS INFORMATION STAFF



SPORTS INFORMATION DIRECTOR—Russell Rice was named sports information director at UK in May, 1969, after serving two years as assistant to Ken Kuhn, who retired after more than two decades of service with the University. Rice came to the Wildcats from The Lexington Leader, where he was a general reporter eight years and sports editor five years. A native of Paintsville, Ky., he won letters in football, basketball and baseball at Van Lear High. After serving with the U.S. Marines in World War II, he attended Kentucky Wesleyan College and received his bachelor's at the University of Kentucky in 1951. He has served as manager of the NCAA Mid-East Basketball Tournament (1968), president of the Southeastern Conference Sports Information Directors Association and chairman of the Basketball Hall of Fame Committee of the College Sports Information Directors Association and was recipient of the 1971 Churchmen's "Sportswriter of the Year" award. As a newspaperman, his duties ranged from agricultural hearings in Washington to spending three months as the traveling companion to a Kentucky gubernatorial candidate. He attended a national sports editors seminar at Columbia University and reported the activities of such Wildcat teams as football coach Charlie Bradshaw's "Thin Thirty" and "The Runts" of basketball coach Adolph Rupp. He is a former Kentucky area correspondent for Time-Life-Fortune magazines and was Kentucky editor of Tobacco Magazine and Religious News Service. For the past seven years, he has pursued a hobby of researching Kentucky basketball and football. He edits the K-Mens Newsletter and has been honored by that organization for outstanding service. He also was honored recently by WAVE-TV for "Outstanding Contribution to Televised Sports." He is married to the former Miss Doris Thacker of Knott County. They have four children—Mrs. Rodney Morris of Louisville, Russell James, 22, Judy, 20, and Kim, 8, all of Lexington.



Jack Perry joined the Sports Information staff in March, 1970, after 15 years with the Lexington Herald-Leader, where he was Librarian for 10 years. A native Lexingtonian, Jack attended the University in 1949-50 before entering the United States Air Force. He is married to the former Miss Barbara Sanders of Lexington. They have four children—Mrs. William Case of Lexington, Patti, 21, Jack David, 16, and Todd, 14.

WILDCATS SCHEDULED FOR THREE TV APPEARANCES IN SOUTHEASTERN CONFERENCE SERIES

The Kentucky Wildcats will play at least three games on the Southeastern Conference television "Game of the Week" series this year. In fact, they are the only team which is so scheduled—a "wildcard game" March 8 could change that facet of this year's schedule. The Cats have appeared at least three times every year since the series was inaugurated in 1965-66.

Six teams—Alabama, Auburn, Florida, LSU, Tennessee and Vanderbilt are scheduled twice, while Georgia, Mississippi, and Mississippi State will be seen only once.

The 10-week series over a regional network again will be produced by TVS Television of New York. All games will be played Saturday afternoon.

Mississippi State opens the series at Florida, Jan. 4.

The Wildcats play at Ole Miss, Jan. 18, at Alabama, Feb. 22, and host Vandy Mar. 1.

Kentucky has won 22 and lost only 12, for a 64.7 per cent win average during the eight-year series. The year-by-year breakdown: Won three of four games in '65-66, two of four in both '66-67 and '67-68, three of five in '68-69, all four in '69-70, three of four in '70-71, two of three in both '71-72 and '72-73, and one of three in '73-74.

The Schedule:

Date	Teams	Tip-Off
Jan. 4	Mississippi State at Florida	3:00 EST
Jan. 11	LSU at Vanderbilt	3:00 CST
Jan. 18	Kentucky at Mississippi	2:00 CST
Jan. 25	Auburn at LSU	2:00 CST
Feb. 1	Tennessee at Georgia	3:00 EST
Feb. 8	Alabama at Tennessee	3:00 EST
Feb. 15	Florida at Auburn	2:00 CST
Feb. 22	Kentucky at Alabama	2:00 CST
Mar. 1	Vanderbilt at Kentucky	2:00 EST
Mar. 8	Wildcard Game	

SEC CAGE CHAMPIONS BY YEARS

1933	Kentucky	1947	Kentucky	1961	Miss. State
1934	Alabama	1948	Kentucky	1962	Ky., Miss. St. (Tie)
1935	Ky., LSU (Tie)	1949	Kentucky	1963	Miss. State
1936	Tennessee	1950	Kentucky	1964	Kentucky
1937	Kentucky	1951	Kentucky	1965	Vanderbilt
1938	Ga. Tech	1952	Kentucky	1966	Kentucky
1939	Kentucky	1953	LSU	1967	Tennessee
1940	Kentucky	1954	Ky., LSU (Tie)	1968	Kentucky
1941	Tennessee	1955	Kentucky	1969	Kentucky
1942	Kentucky	1956	Alabama	1970	Kentucky
1943	Tennessee	1957	Kentucky	1971	Kentucky
1944	Kentucky	1958	Kentucky	1972	Ky., Tenn. (Tie)
1945	Kentucky	1959	Miss. State	1973	Kentucky
1946	Kentucky	1960	Auburn	1974	Vandy., Ala. (Tie)

(Tournament decided champion until 1951. Title determined by regular season play starting in 1951. Kentucky did not play a schedule in 1953 due to NCAA suspension.)

Southern Conf. Champions (1921-81)

1921- Ky.	1926- N.CAR.	1931- MARYLAND
1922- N.CAR.	1927- VANDY	
1923- MICHIGAN	1928- MISS.	
1924- N.CAR.	1929- NCST.	
1925- N.CAR.	1930- ALABAMA	

SEC COMPOSITE STANDING – 1933-1974

(Conference Games, Regular Season Only)

Team	No. Titles	Won	Lost	Pct.
Kentucky	28*	420	88	.827
Tennessee	5*	332	216	.606
Vanderbilt	2*	334	241	.581
Alabama	3*	356	283	.557
Auburn	1	294	290	.503
Louisiana State	2*	295	297	.498
Florida	0	228	297	.434
Mississippi State	4*	260	340	.433
Georgia	0	210	360	.368
Mississippi	0	206	379	.352
Georgia Tech (withdrew after '64)	1	201	207	.492
Tulane (withdrew after '66)	0	195	252	.436
Sewanee (withdrew after '40)	0	3	76	.036

*Title shared with LSU in 1935, LSU in 1954, Mississippi State in 1962, Tennessee in 1972.

+Vanderbilt and Alabama tied in 1974.

KENTUCKY IN THE SEC

Perhaps the greatest supremacy enjoyed by any team in any sport is reflected by Kentucky's basketball success in the Southeastern Conference since 1933. Against SEC teams in regular season, tournaments and playoffs, UK has annexed a record of 480 victories and lost only 94—a winning average of 83.6 per cent. The 'Cats have won 28 league championships and won over 60 team and individual records from regular season and tournament play. Only Tennessee, Vanderbilt, Alabama and Florida can boast of beating the Wildcats two in a row in the same season and only Mississippi State, Vanderbilt and Alabama are added to the exclusive club when the basis is widened to consecutive wins over two or more seasons. Kentucky's record against SEC teams, including non-conference games, is shown below.

	UK Won	Lost		UK Won	Lost
Alabama	54	12	Mississippi State	34	5
Auburn	32	6	Tennessee	70	20
Florida	31	9	Vanderbilt	62	18
Georgia	46	2	*Tulane	33	4
Louisiana State	38	3	*Georgia Tech	43	10
Mississippi	39	2	*Sewanee	2	0

*Former members.

FINAL SEC STANDING – 1973-74

	CONFERENCE			ALL GAMES				
	W	L	Pct.	W	L	Pct.	Pts.	Opp.
1. Vanderbilt	15	3	.833	23	3	.885	2024	1780
1. Alabama	15	3	.833	22	4	.846	2123	1816
3. Tennessee	12	6	.667	17	8	.680	1810	1663
4. Florida	9	9	.500	15	11	.577	1993	1969
4. Kentucky	9	9	.500	13	13	.500	2038	1987
4. Mississippi	9	9	.500	15	10	.600	1890	1793
7. Mississippi State	8	10	.444	16	10	.615	2024	1932
8. Louisiana State	6	12	.333	12	14	.462	2129	2047
9. Auburn	5	13	.278	10	16	.385	2043	2184
10. Georgia	2	16	.111	6	20	.231	1919	2071

HOME FLOOR LOSSES SINCE 1943

(Total of 37)

Date	Opponent	Score	Margin
Jan. 8, 1955	Georgia Tech	59-58	1
Dec. 10, 1955	Temple	73-61	12
Dec. 21, 1955	Dayton (UKIT)	89-74	15
Dec. 10, 1956	St. Louis	71-70	1
Mar. 16, 1957	Michigan State (NCAA)	80-68	12
Dec. 20, 1957	West Virginia (UKIT)	77-70	7
Dec. 19, 1959	West Virginia (UKIT)	79-70	9
Jan. 2, 1960	Georgia Tech	62-54	8
Feb. 27, 1960	Tennessee	65-63	2
Dec. 3, 1960	Florida State	63-58	5
Dec. 22, 1960	St. Louis (UKIT)	74-72*	2
Dec. 4, 1961	Southern California	79-77	2
Feb. 12, 1962	Mississippi State	49-44	5
Dec. 1, 1962	Virginia Tech	80-77	3
Dec. 17, 1962	North Carolina	68-66	2
Jan. 5, 1963	Georgia Tech	86-85**	1
Jan. 19, 1963	Tennessee	78-69*	9
Feb. 18, 1963	Vanderbilt	69-67	2
Mar. 2, 1964	St. Louis	67-60	7
Dec. 19, 1964	Illinois (UKIT)	91-86	5
Jan. 5, 1965	Vanderbilt	97-79	18
Dec. 5, 1966	Illinois	98-97*	1
Dec. 13, 1966	North Carolina	64-55	9
Dec. 17, 1966	Florida	78-75	3
Dec. 28, 1966	Cornell	92-77	15
Jan. 5, 1967	Vanderbilt	91-89*	2
Jan. 23, 1967	Tennessee	52-50**	2
Feb. 11, 1967	Mississippi State	77-72*	5
Mar. 16, 1968	Ohio State (NCAA)	82-81	1
Dec. 7, 1968	North Carolina	87-77	10
Dec. 19, 1970	Purdue (UKIT)	89-83	6
Dec. 13, 1971	Michigan State	91-85	6
Dec. 4, 1972	Iowa	79-66	13
Feb. 3, 1973	Vanderbilt	83-76	7
Jan. 28, 1974	Vanderbilt	82-65	17
Feb. 23, 1974	Alabama	94-71	23
Feb. 25, 1974	Florida	75-65	10

*One overtime period.

**Double overtime.

Average loss margin—6.1

(Kentucky's home floor winning streak started against Ft. Knox on Jan. 4, 1943, following a loss to Ohio State two nights earlier. Before Ga. Tech snapped the string, the Wildcats had posted a national record 129 consecutive victories. All told, since the Ohio State loss, the Wildcats have won 369 and lost only 37 at home. Since Memorial Coliseum became the home floor at the start of the 1950-51 season, the record is 284-37.)

KENTUCKY COACHES THROUGH THE YEARS

Years at UK	Name	Tenure	Won	Lost	Pct.	Best Season
1903-09	W. W. H. Mustaine and Others+	7	21	35	.363	
1910	E. R. Sweetland & R. E. Spahr	1	4	8	.333	
1911	H. J. Iddings	1	5	6	.454	5-6 in 1911
1912	E. R. Sweetland	1	9	0	1.000	9-0 in 1912
1913	J. J. Tigert	1	6	3	.666	6-3 in 1913
1914-15	Alpha Brumage	2	18	7	.720	11-2 in 1914
1916	James Park	1	8	6	.571	8-6 in 1916
1917	W. P. Tuttle	1	4	6	.400	4-6 in 1917
1918	S. A. Boles	1	9	2-1*	.791	9-2-1 in 1918
1919	Andrew Gill	1	6	8	.428	6-8 in 1919
1920-24	George Buchheit	5	44	27	.619	13-1 in 1921
1925	C. O. Applegran	1	13	8	.619	13-8 in 1925
1926	Ray Eklund	1	15	3	.833	15-3 in 1926
1927	Basil Hayden	1	3	13	.187	3-13 in 1927
1928-30	John Mauer	3	40	14	.740	16-3 in 1930
1931-72	Adolph Rupp	42#	879	190	.822	25-0 in 1954
1973	Joe B. Hall	2	33	21	.586	20-8 in 1973

18 Coaches in 71 Seasons—Record 1474 Games:
Won 1117, Lost 357, Tied 1—75.8%

*Unique tie game resulted from scorer's error discovered after game.

#No schedule played in 1953—Rupp's record for 41 seasons.

+Basketball at UK reportedly started when W. W. H. Mustaine called together some students, took up a collection totaling \$3 for a ball and told them to start playing. There was no official coach from 1903 until 1910. Managers ran the team.

ON THE TRAIL OF TITLES — NCAA CHAMPIONS

1939 Oregon	1951 Kentucky	1963 Loyola (Chicago)
1940 Indiana	1952 Kansas	1964 UCLA
1941 Wisconsin	1953 Indiana	1965 UCLA
1942 Stanford	1954 LaSalle	1966 Texas Western
1943 Wyoming	1955 San Francisco	1967 UCLA
1944 Utah	1956 San Francisco	1968 UCLA
1945 Oklahoma A&M	1957 North Carolina	1969 UCLA
1946 Oklahoma A&M	1958 Kentucky	1970 UCLA
1947 Holy Cross	1959 California	1971 UCLA
1948 Kentucky	1960 Ohio State	1972 UCLA
1949 Kentucky	1961 Cincinnati	1973 UCLA
1950 CCNY	1962 Cincinnati	1974 N.C. St.

TOP ALL-TIME KENTUCKY SCORERS—VARSITY CAREER

(The 1,000 Point Club)

Player—Pos.	Years	Points	Games	Average
Dan Issel (C)	3 (1968-70)	2,138	83	25.7
Cotton Nash (C-F)	3 (1962-64)	1,770	78†	22.69
Alex Groza (C)	4 (1945, 47-49)	1,744	120	14.4
Louie Dampier (G)	3 (1965-67)	1,575	80	19.7
Mike Casey (G)	3 (1968-69-71)	1,535	82	18.7
Ralph Beard (G)	4 (1946-49)	1,517	139	10.8
Cliff Hagan (C)	2½ (1951-52, 54)	1,475	77	19.2
Pat Riley (F)	3 (1965-67)	1,464	80	18.3
Johnny Cox (F)	3 (1957-59)	1,461	84	17.3
Mike Pratt (F)	3 (1968-70)	1,359	81	16.8
Frank Ramsey (G)	3 (1951-52, 54)	1,344	91	14.7
Jim Andrews (C)	3 (1971-73)	1,320	80	16.5
Tom Parker (F)	3 (1970-72)	1,238	80	15.5
Bill Spivey (C)	2 (1950-51)	1,213	63	19.2
Vernon Hatton (G)	3 (1956-58)	1,154	76	15.1
Wallace Jones (F)	4 (1946-49)	1,151	98*
Bill Lickert (F-G)	3 (1959-61)	1,076	73	14.7
Kevin Grevey (F)	2 (1973-74)	1,071	53	20.2
Jim Line (F)	4 (1947-50)	1,041	100*
Bob Burrow (C)	2 (1955-56)	1,023#	51	20.0
Bobby Watson (G)	3 (1950-52)	1,001	96	10.4

* No record for number of games played in 1947.

† Achieved membership in club earliest of any Wildcat, hitting 1,000th point in the 19th game of junior year.

Kentucky career totals only. Junior College total of 2,191 points not included.

TOP REGULAR SEASON SCORERS

Player—Pos.	Year	Games	FG	FT	TP	Ave.
Dan Issel (C)	1970 (Sr.)	26	339	198	876	33.7
Dan Issel (C)	1969 (Jr.)	26	269	159	697	26.8
Cotton Nash (C-F)	1964 (Sr.)	25	233	149	615	24.6
Cliff Hagan (C)	1954 (Sr.)	25	234	132	600	24.0
Cotton Nash (C-F)	1962 (Soph.)	24	205	161	571	23.8
Jim Andrews (C)	1972 (Jr.)	26	224	120	568	21.9
Kevin Grevey (F)	1974 (Jr.)	25	232	83	547	21.9
Pat Riley (F)	1966 (Jr.)	25	225	91	541	21.6
Louie Dampier (G)	1966 (Jr.)	25	211	99	521	20.8
Cliff Hagan (C)	1952 (Jr.)	26	206	128	540	20.8
Louie Dampier (G)	1967 (Sr.)	26	219	99	537	20.6
Cotton Nash (C-F)	1963 (Jr.)	25	176	162	514	20.6
Mike Casey (G)	1968 (Soph.)	25	215	76	506	20.2
Mike Pratt (F)	1970 (Sr.)	26	208	96	512	19.7
Alex Groza (C)	1949 (Sr.)	26	188	134	510	19.6
Jim Andrews (C)	1973 (Sr.)	26	217	75	509	19.6
Mike Casey (G-F)	1969 (Jr.)	26	220	65	505	19.3

Twenty-Second Annual
U.K. INVITATIONAL TOURNAMENT


Memorial Coliseum – December 20-21, 1974

First Night: Oklahoma State vs. Villanova—7:30 p.m., EST

Washington State vs. Kentucky—Appx. 9:30 p.m., EST

Second Night: Third Place Game—7:30 p.m., EST

Championship Game—Appx. 9:30 p.m., EST



1973 UKIT All-Tournament Team—Kentucky's Kevin Grevey, right, congratulates teammate Ronnie Lyons, selected for the third straight year to the honor team, as Dartmouth's Bill Raynor, left, and Stanford's Rich Kelley look on. Grevey was named the tournament's Most Valuable Player after scoring a tourney high 50 points. Ohio State's Bill Andreas was absent when the picture was taken.

Oklahoma State returns to the UKIT after its initial appearance in 1958, when the Cowboys lost to Jerry West and West Virginia 67-49 and then upset Ohio State 63-59 in the consolation game.

Kentucky leads the Cowboys 2-1, beating them 45-29 in the 1944 NIT consolation game, and 46-36 in the 1949 NCAA finals in Seattle. OSU's win came over the Cats 37-31 in the 1946 Sugar Bowl.

Washington State and Villanova are newcomers to the UKIT, and State to competition with Kentucky.

Kentucky holds a 2-0 series lead over Villanova, also named the Wildcats. Kentucky beat Villanova 85-72 in the first round of the 1949 NCAA Eastern Regional and added a 57-56 overtime victory in the 1949 Sugar Bowl.

Oklahoma State coach Guy Strong played on Kentucky's 1951 National Championship team and two years for the Cats' baseball team before entering the Armed Service. He transferred to Eastern Kentucky upon discharge from the Army and played on Eastern's '55 OVC championship team.

UKIT PARTICIPANTS THROUGH THE YEARS

(Listed Alphabetically)

Team	Record	Titles	Years Played
Air Force	Won 0, Lost 2		1965
Army	Won 1, Lost 1		1968
Bradley	Won 0, Lost 2		1968
California	Won 2, Lost 4		1960, '65, '71
Cincinnati	Won 1, Lost 1		1967
Colorado State	Won 1, Lost 1		1972
Dartmouth	Won 0, Lost 2		1973
Dayton	Won 4, Lost 6	'55	1955-6, '64, -7, -9
De Paul	Won 0, Lost 2		1970
Duke	Won 1, Lost 3		1953, '69
Illinois	Won 3, Lost 3	'64	1956, '60, '64
Indiana	Won 1, Lost 1		1965
Iowa	Won 0, Lost 2		1962
Kansas State	Won 3, Lost 3		1961, '66, '70
KENTUCKY	Won 36, Lost 6	(15)	(Every)
LaSalle	Won 2, Lost 2		1953, '54
Michigan	Won 1, Lost 1		1968
Minnesota	Won 1, Lost 3		1955, '57
Missouri	Won 1, Lost 1		1971
Navy	Won 0, Lost 2		1970
Nebraska	Won 0, Lost 2		1972
North Carolina	Won 1, Lost 3		1957, '59
Ohio State	Won 1, Lost 3		1958, '73
Oklahoma State	Won 1, Lost 1		1958
Oregon	Won 1, Lost 1		1972
Oregon State	Won 2, Lost 2		1962, '66
Penn State	Won 0, Lost 2		1966
Princeton	Won 2, Lost 2		1963, '71
Purdue	Won 2, Lost 0	'70	1970
St. Louis	Won 3, Lost 1	'60	1959, '60
South Carolina	Won 1, Lost 1		1967
Southern California	Won 1, Lost 1		1954
Southern Methodist	Won 1, Lost 1		1956
Stanford	Won 1, Lost 1		1973
Tennessee	Won 1, Lost 1		1961
UCLA	Won 1, Lost 1		1953
Utah	Won 0, Lost 4		1954, '55
Wake Forest	Won 1, Lost 1		1963
West Virginia	Won 6, Lost 4	'57, 59	1957-8-9, '62, '64
Wisconsin	Won 0, Lost 2		1963
Xavier	Won 0, Lost 2		1961

U.K.I.T. TEAM SINGLE GAME RECORDS

Most Points Scored (Kentucky 112 vs. Michigan—1st Round, 1963)	112
Most Points Both Teams (Kentucky 112 vs. Michigan 104—1st Round, 1968)	216
Fewest Points Scored (Southern California vs. LaSalle—1st Round, 1954)	38
Fewest Points Scored, Both Teams (LaSalle vs. Southern California—1st Round, 1954)	87
Most Field Goals Attempted (Kentucky vs. De Paul—1st Round, 1956)	100
Most Field Goals (Kentucky vs. De Paul—1st Round, 1970)	46
Most Free Throws Attempted (St. Louis vs. West Virginia—1st Round, 1959)	47
Most Free Throws Attempted, Both Teams (Kentucky 43 and Illinois 37—1st Round, 1960)	80
Most Free Throws Made (St. Louis vs. West Virginia—1st Round, 1959)	38
Most Rebounds (Dayton vs. West Virginia—Third Place Game, 1964; Purdue vs. Kentucky—Championship Game, 1970)	74
Fewest Personal Fouls (Kentucky vs. SMU—1956)	7
Most Personal Fouls (West Virginia vs. St. Louis—1st Round, 1959)	32
Most Personal Fouls, Both Teams (South Carolina 30 vs. Kentucky 23—Championship Game, 1967)	53
Biggest Margin of Victory (Kentucky 91, Indiana 56—Championship Game, 1965)	35
Smallest Margin of Victory (West Virginia 87 vs. St. Louis 86—1st Round, 1959 (Tied by St. Louis 54 vs. California 53 (1 OT)—1st Round, 1960; Cincinnati 71 vs. Dayton 70, 3rd Place, 1967)	1
Overtime Victories—St. Louis twice in 1960 (St. Louis 54 vs. California 43 (1 OT), St. Louis 74 vs. Kentucky 72 (1 OT)	
Best Shooting Percentage (Game) (Kentucky vs. Army—Championship, 1968)615

U.K.I.T. INDIVIDUAL SINGLE GAME RECORDS

Most Points Scored (Bill Bradley, Princeton vs. Wisconsin—3rd Place Game, 1963)	47
Most Field Goal Attempts (Bill Bradley, Princeton vs. Wisconsin—3rd Place Game, 1963)	37
Most Field Goals (Bill Bradley, Princeton vs. Wisconsin—3rd Place Game, 1963)	18
Most Free Throws Attempted (Rick Roberson, Cincinnati vs. South Carolina—1st Round, 1967)	21
Most Free Throws Made (Rick Roberson, Cincinnati vs. South Carolina—1st Round, 1967—on 21 FTA)	16
Most Rebounds (Ron Johnson, Minnesota vs. North Carolina—1st Round, 1957; Rich Kelley, Stanford vs. Kentucky—Championship Game, 1973)	27

HIGH POINT PERFORMERS BY YEARS (Two Games)

1973 Kevin Grevey (Kentucky)	50	1962 Cotton Nash (Kentucky)	57
1972 Jim Andrews (Kentucky)	48	1961 Larry Pursiful (Kentucky)	60
1971 Brian Taylor (Princeton)	66	1960 Bill Lickert (Kentucky)	43
1970 Mike Casey (Kentucky)	53	1959 Jerry West (West Virginia)	70
1969 Dan Issel (Kentucky)	60	1958 Jerry West (West Virginia)	48
1968 Dan Issel (Kentucky)	56	1957 Ron Johnson (Minnesota)	56
1967 Mike Casey (Kentucky)	46	1956 Jim Krebs (S.M.U.)	47
1966 Louie Dampier (Kentucky)	51	1955 Jim Paxson (Dayton)	51
1965 Louie Dampier (Kentucky)	46	1954 Phil Grawmeyer (Kentucky)	41
1964 Henry Finkel (Dayton)	64	1953 Cliff Hagan (Kentucky)	55
1963 Bill Bradley (Princeton)	77		

U.K.I.T. HISTORY

- 1953 CHAMPIONSHIP GAME: Kentucky 73, LaSalle 60.
Consolation: UCLA 72, Duke 67.
First Round: LaSalle 62, UCLA 53; Kentucky 85, Duke 69.
Attendance: 16,714.
- 1954 CHAMPIONSHIP GAME: Kentucky 63, LaSalle 54.
Consolation: Southern California 54, Utah 52.
First Round: LaSalle 49, Southern California 38; Kentucky 70, Utah 65.
Attendance: 17,973.
- 1955 CHAMPIONSHIP GAME: Dayton 89, Kentucky 74.
Consolation: Minnesota 90, Utah 77.
First Round: Dayton 77, Utah 73; Kentucky 72, Minnesota 65.
Attendance: 19,185.
- 1956 CHAMPIONSHIP GAME: Kentucky 91, Illinois 70.
Consolation: Southern Methodist 67, Dayton 59.
First Round: Illinois 82, Dayton 65; Kentucky 72, Southern Methodist 67.
Attendance: 15,753.
- 1957 CHAMPIONSHIP GAME: West Virginia 75, North Carolina 64.
Consolation: Kentucky 78, Minnesota 58.
First Round: North Carolina 73, Minnesota 67; West Virginia 77, Kentucky 70.
Attendance: 20,956.
- 1958 CHAMPIONSHIP GAME: Kentucky 97, West Virginia 91.
Consolation: Oklahoma State 63, Ohio State 59.
First Round: West Virginia 67, Oklahoma St. 49; Kentucky 95, Ohio St. 76.
Attendance: 20,386
- 1959 CHAMPIONSHIP GAME: West Virginia 79, Kentucky 70.
Consolation: St. Louis 68, North Carolina 52.
First Round: West Virginia 87, St. Louis 86; Kentucky 76, North Carolina 70.
Attendance: 22,713.
- 1960 CHAMPIONSHIP GAME: St. Louis 74, Kentucky 72 (1 overtime).
Third Place: California 72, Illinois 54.
First Round: St. Louis 54, California 53 (1 overtime); Kentucky 83, Illinois 78.
Attendance: 15,095.
- 1961 CHAMPIONSHIP GAME: Kentucky 80, Kansas State 67.
Third Place: Tennessee 75, Xavier 70.
First Round: Kansas State 75, Xavier 67; Kentucky 96, Tennessee 69.
Attendance: 16,013.
- 1962 CHAMPIONSHIP GAME: Kentucky 79, West Virginia 75.
Third Place: Oregon State 61, Iowa 55.
First Round: West Virginia 70, Oregon State 65; Kentucky 94, Iowa 69.
Attendance: 22,138.
- 1963 CHAMPIONSHIP GAME: Kentucky 98, Wake Forest 75.
Third Place: Princeton 90, Wisconsin 87.
First Round: Wake Forest 96, Princeton 67; Kentucky 108, Wisconsin 85.
Attendance: 22,111.
- 1964 CHAMPIONSHIP GAME: Illinois 91, Kentucky 86.
Third Place: Dayton 71, West Virginia 67.
First Round: Illinois 104, Dayton 86; Kentucky 102, West Virginia 78.
Attendance: 22,804
- 1965 CHAMPIONSHIP GAME: Kentucky 91, Indiana 56.
Third Place: California 75, Air Force 70.
First Round: Indiana 71, California 64; Kentucky 78, Air Force 58.
Attendance: 21,069.

- 1966 CHAMPIONSHIP GAME: Kentucky 83, Kansas State 79.
Third Place: Oregon State 64, Penn State 61.
First Round: Kansas State 83, Penn State 59; Kentucky 96, Oregon State 66.
Attendance: 21,318.
- 1967 CHAMPIONSHIP GAME: Kentucky 76, South Carolina 66.
Third Place: Cincinnati 71, Dayton 70.
First Round: South Carolina 64, Cincinnati 61; Kentucky 88, Dayton 85.
Attendance: 22,371
- 1968 CHAMPIONSHIP GAME: Kentucky 80, Army 65.
Third Place: Michigan 95, Bradley 93.
First Round: Army 54, Bradley 52; Kentucky 112, Michigan 104.
Attendance: 23,000
- 1969 CHAMPIONSHIP GAME: Kentucky 98, Duke 76.
Third Place: Dayton 83, Navy 69.
First Round: Duke 72, Dayton 67; Kentucky 73, Navy 59.
Attendance: 23,365.
- 1970 CHAMPIONSHIP GAME: Purdue 89, Kentucky 83.
Third Place: Kansas State 78, De Paul 68.
First Round: Purdue 87, Kansas State 68; Kentucky 106, De Paul 85.
Attendance: 23,462.
- 1971 CHAMPIONSHIP GAME: Kentucky 96, Princeton 82.
Third Place: Missouri 82, California 70.
First Round: Princeton 85, California 59; Kentucky 83, Missouri 79.
Attendance: 22,337.
- 1972 CHAMPIONSHIP GAME: Kentucky 95, Oregon 68.
Third Place: Colorado State 57, Nebraska 51.
First Round: Oregon 73, Colorado State 69; Kentucky 85, Nebraska 60.
Attendance: 23,100.
- 1973 CHAMPIONSHIP GAME: Kentucky 78, Stanford 77.
Third Place: Ohio State 85, Dartmouth 80.
First Round: Stanford 68, Ohio State 53; Kentucky 102, Dartmouth 77.
Attendance: 23,116.

TOURNAMENT TRAIL

U.K. INVITATIONAL TOURNAMENT (20 Appearances—14 Championships)

1973	Won 2, Lost 0.	Defeated Dartmouth and Stanford for Championship.
1972	Won 2, Lost 0.	Defeated Nebraska and Oregon for Championship.
1971	Won 2, Lost 0.	Defeated Missouri and Princeton for Championship.
1970	Won 1, Lost 1.	Lost Championship to Purdue.
1969	Won 2, Lost 0.	Defeated Navy and Duke for Championship.
1968	Won 2, Lost 0.	Defeated Michigan and Army for Championship.
1967	Won 2, Lost 0.	Defeated Dayton and South Carolina for championship.
1965	Won 2, Lost 0.	Defeated Air Force and Indiana for championship.
1964	Won 1, Lost 1.	Lost championship to Illinois.
1963	Won 2, Lost 0.	Defeated Wisconsin and Wake Forest for title.
1962	Won 2, Lost 0.	Defeated Iowa and West Virginia for championship.
1961	Won 2, Lost 0.	Defeated Tennessee and Kansas State for championship.
1960	Won 1, Lost 0.	Lost championship to St. Louis.
1959	Won 1, Lost 1.	Lost championship to West Virginia.
1958	Won 2, Lost 0.	Defeated Ohio State and West Virginia for championship.
1957	Won 1, Lost 1.	Eliminated by West Virginia in first game. Defeated Minnesota for third place.
1956	Won 2, Lost 0.	Defeated Southern Methodist and Illinois for championship.
1955	Won 1, Lost 1.	Lost championship to Dayton.
1954	Won 2, Lost 0.	Defeated Utah and LaSalle for championship.
1953	Won 2, Lost 0.	Defeated Duke and LaSalle for championship.

(For Dates, Sites and Scores See All-Time Record Section)

N.C.A.A. TOURNAMENT

(Record 21 Appearances—4 championships)

1973	Won 1, Lost 1.	Eliminated by Indiana in Mideast Regional Finals.
1972	Won 1, Lost 1.	Eliminated by Florida State in Mideast Regional Finals.
1971	Won 0, Lost 2.	Lost to Western Kentucky in Mideast Regional first game.
1970	Won 1, Lost 1.	Eliminated by Jacksonville in Mideast Regional finals.
1969	Won 1, Lost 1.	Lost to Marquette in Mideast Regional first game.
1968	Won 1, Lost 1.	Eliminated by Ohio State in Regional finals.
1966	Won 3, Lost 1.	Lost to Texas Western in championship game.
1964	Won 0, Lost 2.	Lost to Ohio University in Mideast Regional first game.
1962	Won 1, Lost 1.	Eliminated by Ohio State in Mideast Regional finals.
1961	Won 1, Lost 1.	Eliminated by Ohio State in Mideast Regional finals.
1959	Won 1, Lost 1.	Eliminated by Louisville in Mideast Regional first round.
1958	NATIONAL CHAMPIONS.	
	Won 4, Lost 0.	Defeated Seattle for title.
1957	Won 1, Lost 1.	Eliminated by Michigan State in Midwest Regional finals.
1956	Won 1, Lost 1.	Eliminated by Iowa in Eastern Regional finals.
1955	Won 1, Lost 1.	Eliminated by Marquette in Eastern Regional first round.
1954	Withdrew after winning automatic berth as SEC champion.	
1952	Won 1, Lost 1.	Eliminated by St. Johns in Eastern Regional finals.
1951	NATIONAL CHAMPIONS.	
	Won 4, Lost 0.	Defeated Kansas State for title.
1949	NATIONAL CHAMPIONS.	
	Won 3, Lost 0.	Defeated Oklahoma A&M for title.
1948	NATIONAL CHAMPIONS.	
	WON 3, Lost 0.	Defeated Baylor for title.
1945	Won 1, Lost 1.	Eliminated by Ohio State in first round.
1942	Won 1, Lost 1.	Eliminated by Dartmouth in second game.

(For Dates, Sites and Scores See All-Time Record Section)

SUGAR BOWL TOURNAMENT

(Ten Appearances—Five Championships)

1963	Won 2, Lost 0.	Defeated Duke for championship.
1956	Won 2, Lost 0.	Defeated Houston for championship.
1951	Won 1, Lost 1.	Eliminated in finals by St. Louis.
		Defeated Syracuse in consolation game.
1950	Won 1, Lost 1.	Eliminated in first game by St. Louis.
1949	Won 2, Lost 0.	Defeated Bradley for championship.
1948	Won 1, Lost 1.	Eliminated in finals by St. Louis.
1946	Won 0, Lost 1.	Lost to Oklahoma A&M.
1940	Won 0, Lost 1.	Lost to Indiana.
1939	Won 1, Lost 0.	Defeated Ohio State for championship.
1937	Won 1, Lost 0.	Defeated Pittsburgh for championship.

(For Dates, Sites and Scores See All-Time Record Section)

NATIONAL INVITATION TOURNAMENT (NIT)

(Five Appearances—One Championship)

1950	Won 0, Lost 1.	Eliminated in first game by CCNY.
1949	Won 0, Lost 1.	Eliminated in first game by Loyola (Chicago).
1947	Won 2, Lost 1.	Eliminated by Utah in third game.
1946	Won 3, Lost 0.	Defeated Rhode Island for championship.
1944	Won 2, Lost 1.	Eliminated by St. John's in second game. Defeated Oklahoma A&M in consolation game.

(For Dates, Sites and Scores See All-Time Record Section)

SOUTHERN INTERCOLLEGIATE ATHLETIC ASSOCIATION (SIAA) TOURNAMENT

(Three Appearances—One Championship)

1924	Won 0, Lost 1.	Eliminated in first game by North Carolina.
1922	Won 1, Lost 1.	Eliminated in second game by Mercer.
1921	Won 4, Lost 0.	Defeated Georgia for championship.

SOUTHERN CONFERENCE TOURNAMENT

(Seven Appearances—No Championships)*

1932	Won 1, Lost 1.	Eliminated in second game by North Carolina.
1931	Won 3, Lost 1.	Eliminated in finals by Maryland.
1930	Won 2, Lost 1.	Eliminated in semi-finals by Duke.
1929	Won 1, Lost 1.	Eliminated in second game by Georgia.
1928	Won 2, Lost 1.	Eliminated in semi-finals by Mississippi.
1926	Won 2, Lost 1.	Eliminated in semi-finals by Miss A&M.
1925	Won 1, Lost 1.	Eliminated in second game by Georgia.

*Kentucky joined Southeastern Conference in 1933.

OLYMPIC TRIALS TOURNAMENT

(One Appearance—Champions College Bracket)

1948	Won 2, Lost 1.	Qualified as NCAA Champion. Defeated Louisville and Baylor for championship College Bracket. Lost to AAU Champion Phillips Oilers in National Finals.
------	----------------	---

OLYMPIC GAMES

(One Appearance—One World Championship)

1948	Won 8, Lost 0.	Kentucky participated along with the Phillips Oilers as the United States' basketball entry. Defeated France for the championship.
------	----------------	--

SOUTHEASTERN CONFERENCE (SEC) TOURNAMENT

(Nineteen Appearances—Record 13 Championships)*

1952	Won 4, Lost 0.	Defeated Louisiana State for championship.
1951	Won 3, Lost 1.	Eliminated in finals by Vanderbilt.
1950	Won 3, Lost 0.	Defeated Tennessee for championship.
1949	Won 4, Lost 0.	Defeated Tulane for championship.
1948	Won 4, Lost 0.	Defeated Georgia Tech for championship.
1947	Won 4, Lost 0.	Defeated Tulane for championship.
1946	Won 4, Lost 0.	Defeated Louisiana State for championship.
1945	Won 4, Lost 0.	Defeated Tennessee for championship.
1944	Won 3, Lost 0.	Defeated Tulane for championship.
1943	Won 3, Lost 1.	Eliminated in finals by Tennessee.
1942	Won 4, Lost 0.	Defeated Alabama for championship.
1941	Won 3, Lost 1.	Eliminated in finals by Tennessee.
1940	Won 3, Lost 0.	Defeated Georgia for championship.
1939	Won 3, Lost 0.	Defeated Tennessee for championship.
1938	Won 0, Lost 1.	Eliminated in first game by Tulane.
1937	Won 3, Lost 0.	Defeated Tennessee for championship.
1936	Won 1, Lost 1.	Eliminated in second game by Tennessee.
1935		No Tournament Held.
1934	Won 0, Lost 1.	Eliminated in first game by Florida.
1933	Won 4, Lost 0.	Defeated Mississippi State for championship.

* No tournament held since 1952.

FAME COMES TO THE WILDCATS

OLYMPIC GOLD MEDAL WINNERS

(With seven players winning the coveted medal for Olympic participation, the University of Kentucky leads the nation in honorees.)

Wallace Jones	1948	Kenny Rollins	1948
Cliff Barker	1948	Billy Evans	1956
Ralph Beard	1948	Adrian Smith	1960
Alex Groza	1948		

CHANDLER TROPHY

(Donated annually by Radio Station WVLK of Lexington in honor of A. B. (Happy) Chandler, two-time Governor of Kentucky and former Commissioner of Baseball. This trophy is awarded to the basketball player chosen by a secret committee as best exemplifying the qualities of leadership, scholarship, character and ability.)

1974	Bob Guyette	1962	Larry Pursiful
1973	Kevin Grevey	1961	Dick Parsons
1972	Stan Key	1960	Dick Parsons
1971	Larry Steele	1959	Johnny Cox
1970	Dan Issel	1958	Vernon Hatton
1969	Dan Issel	1957	Ed Beck
1968	Thad Jaracz, Cliff Berger (tie)	1956	Bob Burrow
1967	Louie Dampier, Pat Riley (tie)	1955	Bill Evans
1966 . .	Larry Conley, Tommy Kron (tie)	1954	Frank Ramsey
1965	Terry Mobley	1953	Not awarded
1964	Larry Conley	1952	Frank Ramsey
1963	Roy Roberts	1951	Frank Ramsey

JOE B. HALL TROPHY

(Donated by Joe B. Hall to UK's Best Varsity Free Throw Shooter)

1974	Kevin Grevey	83 of 100-83.0%
1973	Steve Lochmueller	33 of 38-86.8%

ADOLPH F. RUPP TROPHY

(Donated by Adolph Rupp to UK's Best Varsity Free Throw Shooter-Retired in 1972)

1972	Ronnie Lyons (G)	70 of 80-87.5%
1971	Kent Hollenbeck (G)	82 of 93-88.2%
1970	Larry Steele (F)	45 of 49-91.8%
1969	Phil Argento (G)	47 of 61-77.0%
1968	Mike Casey (G)	79 of 96-82.3%
1967	Louie Dampier (G)	99 of 119-87.2%
1966	Tommy Kron (G)	57 of 67-85.1%
1965	Louie Dampier (G)	84 of 100-84.0%
1964	Tommy Kron (G)	28 of 34-82.3%
1963	Scotty Baesler (G)	59 of 69-85.5%
1962	Larry Pursiful (G)	89 of 109-81.6%

KENTUCKY CENTRAL INSURANCE COMPANIES TROPHY

(Given annually by Kentucky Central, Lexington, to the player chosen by a secret committee as most valuable to his team.)

1974	Kevin Grevey	1967 (tie) . . .	Louie Dampier, Pat Riley
1973	Jim Andrews	1966 (tie) . . .	Pat Riley, Louie Dampier
1972	Tom Parker	1965	Pat Riley
1971	Larry Steele	1964 (tie) . .	Cotton Nash, Larry Conley
1970	Dan Issel, Mike Pratt	1963	Ted Deeken
1969	Dan Issel	1962	Cotton Nash
1968	Mike Casey		

HARRY C. LANCASTER AWARD

(Presented by Dawahare's of Kentucky to Varsity Starter Committing Fewest Turnovers)

1974	Ronnie Lyons (37)
1973	Ronnie Lyons (46)

FRANK SEALE AWARD

(Presented by Athletics Alumnus Frank Seale to Outstanding Senior)

1974	Ronnie Lyons
1973	Jim Andrews
1972	Tom Parker
1971	Mike Casey
1970	Dan Issel
1969	Phil Argento
1968	Thad Jaracz
1967 (tie)	Louie Dampier, Pat Riley
1966 (tie)	Larry Conley and Tommy Kron
1965	John Adams

FIRST SECURITY BANK AWARD

(Given by First Security National Bank To Leading Varsity Rebounder)

1974	Bob Guyette (205)
1973	Jim Andrews (348)
1972	Jim Andrews (315)
1971	Tom Payne (283)
1970	Dan Issel (369)
1969	Dan Issel (321)
1968	Dan Issel (428)
1967	Thad Jaracz (215)
1966	Pat Riley (259)
1965	John Adams (214)

K-MEN'S SCHOLASTIC AWARD

(Given by K-Men's Association in Memory of Sam Huey to the Team's Top Scholar Athlete Over Four-Year Period)

1974	Ray Edelman
1973	Dan Perry
1972	Tom Parker
1971	Jim Dinwiddie
1970	Dan Issel
1969	Phil Argento
1968	Cliff Berger
1967	Louie Dampier
1966	Tommy Kron

CLAUDE SULLIVAN MEMORIAL AWARD

(Presented by the Committee of 101 to the Varsity Leader in Assists)

1974	Mike Flynn (83)
1973	Jimmy Dan Conner (83)
1972	Stan Key (89)
1971	Larry Steele (93)
1970	Mike Pratt (99)
1969	Mike Casey (129)
1968	Mike Pratt (82)
1967	Pat Riley (68)
1966	Larry Conley (100)

CENTRAL KENTUCKY NEWS CO. AWARD

(Presented by Stephen F. Rardin to Outstanding Varsity Defensive Player)

1974	Larry Johnson
1973	Mike Flynn

KIWANIS 110 PERCENTER AWARD

(Given annually by the Kiwanis Clubs of Lexington to the player demonstrating effort beyond the call of duty.)

1974	Jerry Hale	1968	Mike Casey
1973	Ronnie Lyons	1967	Brad Bounds
1972	Larry Stamper	1966	Larry Conley
1971	Larry Steele	1965	Pat Riley
1970	Coach Adolph Rupp	1964	Larry Conley
1969	Mike Pratt		

JAYCEES FRESHMAN LEADERSHIP AWARD

(Presented By Lexington Junior Chamber of Commerce To Freshman Chosen For Leadership On and Off The Court.)

1974	Merion Haskins	1969	Randy Noll
1973	Reggie Warford	1968	Greg Starrick
1972	Jimmy Dan Conner	1967	Dan Issel
1971	Ronnie Lyons	1966	Phil Argento
1970	Doug Flynn	1965	Jim LeMaster

TENNESSEE CLUB SEC AWARDS

1970	Dan Issel, Rebounder	1967	Louie Dampier, Shooter
1968	Cliff Berger, Academic	1967	Pat Riley, Sportsmanship

SHIVELY MEMORIAL PLAQUE

(Presented by Notre Dame University in Memory of the late UK Athletic Director, Bernie Shively, to Most Valuable Player in Kentucky-Notre Dame Game)

1973	John Shumate (Notre Dame)
1972	Jim Andrews (Kentucky)
1971	Tom Parker (Kentucky)
1970	Austin Carr (Notre Dame)
1969	Mike Pratt (Kentucky)
1968	Phil Argento (Kentucky)
1967	Mike Casey (Kentucky)

NAISMITH BASKETBALL HALL OF FAME

1969	Adolph Rupp (Coach)
------	---------------------

* * * * *

Basil Hayden, who became the University of Kentucky's first basketball All-American in 1921, coached the Wildcats during the 1926-27 season, becoming the first UK alumnus to return as coach. Forty-six years later, Joe B. Hall, who was on the 1948-49 UK squad, became the second alumnus coach at UK.

* * * * *

James Park, who coached the 1916 UK basketball team for athletic director J. J. Tigert, was a three-sport star at UK, earning letters in football, basketball and baseball. He scored five touchdowns rushing against Earlham in 1914 for a UK record that still stands. Park played major baseball after graduating from UK and later was a noted judge and attorney.

KENTUCKY ALL-AMERICANS

(26 Players Chosen 38 Times)



BASIL
HAYDEN
Forward—1921



BURGESS
CAREY
Guard—1925



CAREY
SPICER
F—1929-31



PAUL
McBRAYER
Guard—1930



FOREST
SALE
C-F—1932-33



ELLIS
JOHNSON
Guard—1933



JOHN
DeMOISEY
Center—1934



LeROY
EDWARDS
Center—1935



BERNARD
OPPER
Guard—1939



LEE
HUBER
Guard—1940-41



BOB
BRANNUM
Center—1944



JACK
PARKINSON
Guard—1946



RALPH
BEARD
G—1947-48-49



ALEX
GROZA
C—1947-48-49



WALLACE
JONES
Forward—1949



BILL
SPIVEY
Center—1951



CLIFF
HAGAN
C—1952, 54



FRANK
RAMSEY
G—1952, 54



BOB
BURROW
Center—1956



VERNON
HATTON
Guard—1958



JOHNNY
COX
Forward—1959



COTTON
NASH
C-F—1962-63-64



PAT
RILEY
Forward—1966



LOUIE
DAMPIER
Guard—1966



DAN
ISSEL
C—1969-70



KEVIN
GREVEY
Forward—1974

ALL-SOUTHEASTERN CONFERENCE

(53 Players Chosen 94 Times)

Ellis Johnson (G)	1933	Shelby Linville (F)	1951
Forest Sale (C)	1933	Bobby Watson (G)	1951, '52
John DeMoisey (F)	1933, '34	Frank Ramsey (G)	1951, '52, '54
Bill Davis (G)	1934	Cliff Hagan (C)	1952, '54
Leroy Edwards (C)	1935	Bill Evans (G-F)	1955
Dave Lawrence (F)	1935	Bob Burrow (C)	1955, '56
Ralph Carlisle (F)	1936, '37	Johnny Cox (F)	1957, '58, '59
Warfield Donohue (G)	1937	Vernon Hatton (G)	1958
Bernie Oppen (G)	1938, '39	Don Mills (C)	1960
Layton Rouse (G)	1940	Bill Lickert (F-G)	1959, '60, '61
Lee Huber (G)	1941	Larry Pursiful (G)	1962
James King (C)	1941	Cotton Nash (C-F)	1962, '63, '64
Marvin Akers (F)	1941, '43	Ted Deeken (F)	1964
Ermal Allen (F)	1942	Tommy Kron (G)	1965, '66
Melvin Brewer (C)	1943	Pat Riley (F)	1965, '66
Bob Brannum (C)	1944	Thad Jaracz (C-F)	1966
Jack Parkinson (G)	1944, '45, '46	Larry Conley (F)	1966
Jack Tingle (F)	1944, '45, '46, '47	Louie Dampier (G)	1965, '66, '67
Kenton Campbell (C)	1945	Mike Casey (G)	1968, '69, '71
Ralph Beard (G)	1946, '47, '48, '49	Dan Issel (C)	1968, '69, '70
Wallace Jones (F)	1946, '47, '48, '49	Mike Pratt (F)	1969, '70
Joe Holland (F)	1947	Larry Steele (F)	1971
Alex Groza (C)	1948, '49	Tom Parker (F)	1971, '72
Kenny Rollins (G)	1947, '48	Tom Payne (C)	1971
Jim Line (F)	1950	Jim Andrews (C)	1972, '73
Bill Spivey (C)	1950, '51	Kevin Grevey (F)	1973, '74
Walt Hirsch (F)	1951		

KENTUCKY ACADEMIC ALL-AMERICANS

Louie Dampier	Guard	1966-67
Dan Issel	Center	1970
Mike Pratt	Forward	1970
Mike Casey	Guard	1971

ALL-NCAA TOURNAMENT

*Alex Groza (C)	1948, '49	Johnny Cox (F)	1958
Bill Spivey (C)	1951	Pat Riley (F)	1966
Shelby Linville (F)	1951	Louie Dampier (G)	1966
Vernon Hatton (G)	1958		

*Chosen Most Valuable Player 1948, '49.

(REGIONAL)

Larry Pursiful (G)	1962	Cotton Nash (C-F)	1962
*Alex Groza (C)	1948, '49	*Pat Riley (F)	1966
Bill Spivey (C)	1951	Louie Dampier (G)	1966
Bob Burrow (C)	1955, '56	Mike Casey (G)	1968
Vernon Hatton (G)	1958	Dan Issel (C)	1968, '69, '70
Johnny Cox (F)	1957, '58, '59	Jim Andrews (C)	1972, '73
Bill Lickert (F)	1961		

*Chosen Most Valuable Player.

ALL-SOUTHERN CONFERENCE

Paul Jenkins (G)	1926	George Yates (G)	1931
Carey Spicer (G)	1929-'31	Ellis Johnson (C-F)	1932
Louis McGinnis (F)	1931		

KENTUCKY BASKETBALL MODERN RECORD

1945-46 SEASON

Won 28, Lost 2 NIT Champions
SEC Champions (Tournament)

- Leading Scorers -

Jack Parkinson (6-0 Jr. G)11.3
Wallace Jones (6-4 Fr. F) 9.7
Ralph Beard (5-10½ Fr. G) 9.3
Jack Tingle (6-3 Jr. F) 9.2
Wilbur Schu (6-4 Sr. F) 7.7

1946-47 SEASON

Won 34, Lost 3 NIT Runner-up
SEC Champions (Tournament)

- Leading Scorers -

Alex Groza (6-7 Fr. C-F) 393 Pts.*
Ralph Beard (5-10½ Soph G) 392 Pts.
Kenneth Rollins (6-0 Jr. G) 310 Pts.
Joe Holland (6-4 Sr. F) 224 Pts.
Wallace Jones (6-4 Soph. C) 217 Pts.

*No record of number of games played by each man. Averages cannot be determined.

1947-48 SEASON—Won 36, Lost 3

World Champions (Olympic Games)
SEC Champions (Tournament)
National Champions (NCAA Tournament)

- Leading Scorers -

Alex Groza (6-7 Jr. C)12.5
(488 TP in 39 Games)
Ralph Beard (5-10½ Jr. G)12.5
(476 TP in 38 Games)
Wallace Jones (6-4 Jr. F-C) 9.3
James Line (6-2 Soph. F) 6.9
Kenneth Rollins (6-0 Sr. G) 6.6

1948-49 SEASON—Won 32, Lost 2

National Champions (NCAA Tournament)
SEC Champions (Tournament)
Ranked 1st Nationally AP

Runner-up Sugar Bowl

Loser NIT in Attempted "Grand Slam"

- Leading Scorers -

Alex Groza (6-7 Sr. C)20.5
Ralph Beard (5-10½ Sr. G)10.8
Wallace Jones (6-4 Sr. F-C) 9.6
Cliff Barker (6-2 Sr. G-F) 7.3
Dale Barnstable (6-3 Jr. F-G) 6.1

1949-50 SEASON—Won 25, Lost 5

SEC Champions (Tournament)
Sugar Bowl Champions
NIT Participant (0-1)
Ranked 3rd Nationally AP

- Leading Scorers -

Bill Spivey (7-0 Soph. C)19.3
Jim Line (6-2 Sr. F)13.1
Walt Hirsch (6-4 Jr. F) 9.9
Bobby Watson (5-10 Soph. G) 7.5
Dale Barnstable (6-3 Sr. G) 5.9

1950-51 SEASON—Won 32, Lost 2

National Champions (NCAA Tournament)
SEC Champions

Ranked 1st Nationally AP-UP

Third Sugar Bowl Tournament

- Leading Scorers -

Bill Spivey (7-0 Jr. C)19.2
Shelby Linville (6-5 Jr. F)10.4
Bobby Watson (5-10 Jr. G)10.4
Frank Ramsey (6-3 Soph. G)10.1
Walt Hirsch (6-3 Sr. F) 9.1

1951-52 SEASON—Won 29, Lost 3

Ranked 1st Nationally AP-UP

SEC Champions (14-0)

NCAA Tournament Participant (1-1)

Runner-up Sugar Bowl

- Leading Scorers -

Cliff Hagan (6-4 Jr. C)21.6
Frank Ramsey (6-3 Jr. G)15.9
Bobby Watson (5-10 Sr. G)13.1
Lou Tsioropoulos (6-5 Jr. F) 7.9
Lucian Whitaker (6-0 Sr. F) 7.8

1952-53 SEASON (No Schedule Played)

1953-54 SEASON

Won 25, Lost 0

Ranked 1st Nationally AP, 2nd UPI

UKIT Champions SEC Champions (14-0)

Declined NCAA Berth

- Leading Scorers -

Cliff Hagan (6-4 Sr. C)24.0
Frank Ramsey (6-3 Sr. G)19.6
Lou Tsioropoulos (6-5 Sr. F)14.5
Billy Evans (6-1 Jr. F) 8.4
Gayle Rose (6-0 Jr. G) 6.7

1954-55 SEASON—Won 23, Lost 3

NCAA Tournament Participant (1-1)

UKIT Champions SEC Champions (12-2)

Ranked 2nd Nationally AP, UPI

- Leading Scorers -

Bob Burrow (6-7 Jr. C)19.0
Billy Evans (6-1 Sr. G)13.9
Jerry Bird (6-6 Jr. F)10.7
Phil Grawemeyer (6-7½ Jr. F)13.0*
Gayle Rose (6-0 Sr. G) 7.4

* Grawemeyer ranked 4th in total points with 260 in 20 games. Broke leg against De Paul and missed last six games.

1955-56 SEASON—Won 20, Lost 6

Ranked 9th Nationally AP
Second SEC (12-2)

NCAA Tournament Participant (1-1)
UKIT Runner-up

— Leading Scorers —

Bob Burrow (6-7 Sr. C)	21.1
Jerry Bird (6-6 Sr. F)	16.2
Vernon Hatton (6-3 Soph. G)	13.3
Gerry Calvert (5-11 Jr. G) *	11.2
Phil Grawemeyer (6-7½ Sr. F)	8.4

1956-57 SEASON—Won 23, Lost 5

Ranked 3rd Nationally AP, UPI

UKIT Champions SEC Champions (12-2)
Sugar Bowl Champions

NCAA Tournament Participant (1-1)

— Leading Scorers —

Johnny Cox (6-4 Soph. F)	19.4
Gerry Calvert (5-11 Sr. G)	15.2
Vernon Hatton (6-3 Jr. G)	14.8
John Crigler (6-3 Jr. F)	10.3
Ed Beck (6-7 Jr. C)	9.5

1957-58 SEASON—Won 23, Lost 6

National Champions (NCAA Tournament)
SEC Champions (12-2)

Ranked 9th Nationally AP, 14th UPI
UKIT Participant (1-1)

— Leading Scorers —

Vernon Hatton (6-3 Sr. G)	17.1
Johnny Cox (6-4 Jr. F)	14.9
John Crigler (6-3 Sr. F)	13.6
Adrian Smith (6-0 Sr. G)	12.4
Ed Beck (6-7 Sr. C)	5.6

1958-59 SEASON—Won 24, Lost 3

NCAA Tournament Participant (1-1)

UKIT Champions Second SEC (12-2)
Ranked 2nd Nationally

— Leading Scorers —

Johnny Cox (6-4 Sr. F)	17.9
Billy Ray Lickert (6-3 Soph. G)	13.5
Bennie Coffman (6-0 Jr. G)	10.7
Don Mills (6-6 Jr. C)	10.5
Dickie Parsons (5-10 Soph. G)	8.0
	(216 TP in 27 G)
Sid Cohen (6-1 Jr. G)	8.1
	(203 TP in 25 G)

1959-60 SEASON—Won 19, Lost 7

Third SEC (10-4) UKIT Runner-up

— Leading Scorers —

Don Mills (6-6 Sr. C-F)	12.7
	(319 TP in 25 G)
Billy Ray Lickert (6-3 Jr. F-G)	14.4
	(288 TP in 20 G)
Sid Cohen (6-1 Sr. G)	10.7
Bennie Coffman (6-0 Sr. G)	10.2
Ned Jennings (6-9 Jr. C)	8.8

1960-61 SEASON—Won 19, Lost 9

NCAA Tournament Participant (1-1)

UKIT Runner-up Second SEC (10-4)
Ranked 18th Nationally UPI

— Leading Scorers —

Billy Ray Lickert (6-3 Sr. F-G)	16.0
Roger Newman (6-4 Sr. F-G)	14.1
Larry Pursiful (6-1 Jr. G)	13.4
Ned Jennings (6-9 Sr. C)	11.5
Carroll Burchett (6-4 Jr. F-C)	5.1

1961-62 SEASON

Won 23, Lost 3 UKIT Champions
SEC Co-Champions (13-1)

NCAA Tournament Participant (1-1)
Ranked 3rd Nationally AP, UPI

— Leading Scorers —

Cotton Nash (6-5 Soph. C-F)	23.4
Larry Pursiful (6-1 Sr. G)	19.1
Carroll Burchett (6-4 Sr. C-F)	11.2
Scotty Baesler (6-0 Jr. G)	10.9
Roy Roberts (6-4 Jr. F)	7.0

1962-63 SEASON—Won 16, Lost 9

Fifth SEC (8-6) UKIT Champions

— Leading Scorers —

Cotton Nash (6-5 Jr. F-C)	20.6
*Charles Ishmael (6-5 Jr. G)	11.1
Ted Deeken (6-3½ Jr. F)	9.8
Scotty Baesler (5-11½ Sr. G)	9.7
Roy Roberts (6-4 Sr. F)	9.0
* Ineligible second semester	

1963-64 SEASON—Won 21, Lost 6

UKIT and Sugar Bowl Champions
SEC Champions (11-3)

Ranked 3rd UPI, 4th AP Nationally
NCAA Tournament Participant (0-2)

— Leading Scorers —

Cotton Nash (6-5 Sr. C-F)	24.0
Ted Deeken (6-3½ Sr. F)	18.5
Larry Conley (6-3 Soph. F-C)	12.2
Terry Mobley (6-2½ Jr. G)	9.4
Randy Embry (5-11 Jr. G)	7.2

1964-65 SEASON—Won 15, Lost 10
 5th SEC (10-6) Unranked in Polls
 UKIT Runner-up

— Leading Scorers —
 Louie Dampier (6-0 Soph. G)17.0
 Pat Riley (6-4 Soph. F)15.0
 Tommy Kron (6-5 Jr. G-F)12.3
 John Adams (6-7 Sr. C)11.8
 Larry Conley (6-3 Jr. F)11.6

1965-66 SEASON—Won 27, Lost 2
 SEC Champions (15-1) UKIT Champions
 Ranked First Nationally in Polls
 National Runner-up in NCAA

— Leading Scorers —
 Pat Riley (6-4 Jr. F)21.9
 Louie Dampier (6-0 Jr. G)21.1
 Thad Jaracz (6-5 Soph. C)13.2
 Larry Conley (6-3 Sr. F)11.5
 Tommy Kron (6-5 Sr. G)10.2

1966-67 SEASON

Won 13, Lost 13 (Worst under Rupp)
 Tied 5th SEC (8-10) Unranked in Polls
 UKIT Champions

— Leading Scorers —
 Louie Dampier (6-0 Sr. G)20.6
 Pat Riley (6-3 Sr. F)17.4
 Thad Jaracz (6-5 Jr. C-F)11.3
 Cliff Berger (6-8 Jr. C)11.3
 Phil Argento (6-0 Soph. G) 5.2

1967-68 SEASON

Won 22, Lost 5 Ranked 4th in Polls
 SEC Champions (15-3) UKIT Champions

— Leading Scorers —
 Mike Casey (6-4 Soph. G)20.1
 Dan Issel (6-8 Soph. C)16.4
 Mike Pratt (6-4 Soph. F)14.1
 Thad Jaracz (6-5 Sr. F)11.3
 Phil Argento (6-2 Jr. G)12.3

1968-69 SEASON

Won 23, Lost 5 Ranked 7th in Polls
 SEC Champions (16-2) UKIT Champions

— Leading Scorers —
 Dan Issel (6-8 Jr. C)26.6
 Mike Casey (6-4 Jr. G)19.1
 Mike Pratt (6-4 Jr. F)16.9
 Phil Argento (6-2 Sr. G)10.0
 Larry Steele (6-5 Soph. F) 8.6

1969-70 SEASON—Won 26, Lost 2
 SEC Champions (17-1) UKIT Champions
 Ranked First Nationally in Polls

— Leading Scorers —
 Dan Issel (6-8 Sr. C)33.9
 Mike Pratt (6-4 Sr. F)19.3
 Tom Parker (6-6 Soph. F)10.4
 Larry Steele (6-5 Jr. F) 9.8
 Terry Mills (6-2 Jr. G) 9.1

1970-71 SEASON—Won 22, Lost 6

SEC Champions (16-2) UKIT Runner-up
 Ranked 10th AP

— Leading Scorers —
 Tom Parker (6-7 Jr. F)17.6
 Mike Casey (6-4 Sr. G)17.0
 Tom Payne (7-2 So. C)16.9
 Kent Hollenbeck (6-4 Jr. G)14.0
 Larry Steele (6-5 Sr. F)13.1

1971-72 SEASON—Won 21, Lost 7

SEC Champions (14-4) UKIT Champions
 Ranked 14th UPI and 18th AP

— Leading Scorers —
 Jim Andrews (6-11 Jr. C)21.5
 Tom Parker (6-7 Sr. F)18.0
 Ronnie Lyons (5-10 So. G)13.2
 Stan Key (6-3 Sr. G)12.5
 Larry Stamper (6-6 Jr. F)10.3

1972-73 SEASON—Won 20, Lost 8

SEC Champions (14-4) UKIT Champions
 Ranked 15th UPI and 17th AP

— Leading Scorers —
 Jim Andrews (6-11 Sr. C)20.1
 Kevin Grevey (6-5 So. F)18.7
 Jimmy Dan Conner (6-4 So. G-F)11.2
 Ronnie Lyons (5-10 Jr. G) 9.2
 Mike Flynn (6-3 So. G) 9.1

1973-74 SEASON—Won 13, Lost 13

UKIT Champions
 Tied 4th SEC (9-9) Unranked in Polls

— Leading Scorers —
 Kevin Grevey (6-5 Jr. F)21.9
 Bob Guyette (6-9 Jr. C)12.7
 Jimmy Dan Conner (6-4 Jr. F-G)12.0
 Mike Flynn (6-3 Jr. G)11.5
 Ronnie Lyons (5-10 Sr. G) 7.8

SUCCESSOR TO A 'WHITE ELEPHANT'

Only a little more than four decades ago, the University of Kentucky provided its basketball team with its second home—a magnificent new Alumni Gymnasium seating 2,800 spectators.

A great many persons freely suggested that the arena would prove to be a "white elephant" which would never be crowded to anywhere near capacity by the sport that then was considered little more than an innocuous winter-months' pastime.

But the hardwood game blitzed the nation and Kentucky's teams forged to the national forefront in such a crowd-pleasing manner that the "huge" hall soon could not begin to accommodate the large number of fans seeking to whet their new-found interest. In fact, the situation soon developed to the point where only the student body and faculty were admitted and for several years about all that Kentuckians at large knew of their state university's famed cage teams consisted of information gleaned from the radio and newspapers.

In 1941, when Dr. H. L. Donovan became president of the University, one of his first recommendations was for a building "that will properly take care of our athletics, our health service, physical education, and recreation." From this beginning came the plan that culminated in the construction of 11,500-seat Memorial Coliseum, an unparalleled edifice costing \$3,925,000 by the time it was completed in 1950.

The huge building, which serves as a memorial to the nearly 10,000 Kentuckians who lost their lives in World War II and the Korean conflict, covers an entire city block and contains as much space as a seven-story office building. Situated along Avenue of Champions, the Coliseum is used primarily for basketball games but also serves as the site of a sellout community concert and lecture series as well as numerous physical education classes and conventions.


In sharp contrast to the early days in Alumni Gym, the present hall plays host to approximately 150,000 Kentuckians annually for appearances of the famous Wildcat cage teams alone and interest is increasing with such strides, as evidenced by sellout crowds throughout the past several seasons, that even this splendid arena has become too small.

* * * * *

THE NCAA IN MEMORIAL COLISEUM


University of Kentucky's spacious Memorial Coliseum has been the site of portions of the NCAA Tournament eight times since its completion in 1950. First round playoffs were staged in the UK Coliseum in 1955, 1959, 1960 and 1962 while regional tournaments were held in the building in 1957, 1958, 1965, and 1968. The Wildcats played in three regional eliminations, being eliminated by Michigan State in '57; defeating Miami (Ohio) and Notre Dame in '58 en route to their fourth and last National Championship, and dropping a one-point decision to Ohio State in 1968.

Memorial Coliseum will be the site of a portion of the NCAA Mideast preliminary March 15, 1975, when the Big Ten and OVC champions meet two at-large teams for the right to proceed to the Mideast finals at Dayton, Ohio.



Player Profiles






JIMMY DAN CONNER, 6-4 200 Senior Guard
Lawrenceburg, Ky. (3/20/53)

An anticipated return to guard makes for a happy Conner, who has fought larger opponents for two years on the frontline while playing forward . . . Played solely at guard during Australian tour, Conner responded with the "finest all-round performance of the tour," according to coach Hall . . . Led scoring with 17.2 ppg and sparked a "new-spirited defense" . . . Returned to fall practice a solid and muscular 200 lbs. after working on the weights . . . Averaged 12 ppg and 4.4 rebounds last year while leading in time played with 863 minutes . . . Was second in shooting with 52 per cent and in assists with 75 . . . Scored in double figures 16 times with a high of 24 against Notre Dame . . . Conner's assets are multiple—strength, leadership, good shooting and sound defense, plus a determination to wind up his career on a winning note . . . Second leading scorer on "Super-Kittens" undefeated freshman team with 19 ppg . . . Selected as Kentucky's high school "Mr. Basketball" . . . Named to "Super-Ten" All-America . . . Played in Dapper Dan Classic, Kentucky-Indiana All-Star Series, Kiwanis Game at Monticello, N. Y. . . Led Anderson County to state runner-up title, averaging 24.7 ppg and 14 rebounds . . . Coach Jack Upchurch . . . A talented golfer, plays to a 4-handicap . . . Bachelor of General Studies.


Year	G	Sts.	Time	FG-FGA	Pct.	FT-FTA	Pct.	Reb-Ave	A	PF-D	Pts. Ave	Season High
Fr.	22	21	174-344	50.6	69-96	71.9	141-6.4	83	79-3	417 19.0	34 Furman N
So.	28	27	883	136-286	47.6	41-66	62.1	129-4.6	83	90-5	313 11.2	27 Auburn H
Jr.	26	24	863	128-246	52.0	56-83	67.5	114-4.4	75	79-2	312 12.0	24 N. Dame N



MIKE FLYNN, 6-3, 190 Senior Guard
Jeffersonville, Ind. (7/31/53)

A two-year starter at guard, Flynn should be set for a banner year after finding the consistency which eluded him during his sophomore season . . . Only player to start every game last year, was second in time played with 846 minutes . . . Fourth in scoring with 11.5 ppg and third in rebounding with 5.9 . . . Speed, timing and a knack for being where the ball is makes him an excellent boardman—led team in rebounding four games . . . Tops in assists with 87 . . . Scored in double figures 14 times with a high of 20 against Georgia and LSU . . . Scored 13.8 ppg in Australia . . . Team's only married player, became a father in June when a son, Billy Jim, arrived on the scene . . . Usually draws top defensive assignment . . . Averaged 15.4 ppg and 6.5 rebounds as a freshman . . . All-State and Indiana's "Mr. Basketball" at Jeffersonville High . . . Averaged 28.5 ppg and 14.4 rebounds as a senior and scored 1,611 career points . . . Selected to prep "Super-Ten" All-America . . . Coach George Marshall . . . Lettered twice in football . . . Political Science.


Year	G	Sts.	Time	FG-FGA	Pct.	FT-FTA	Pct.	Reb-Ave	A	PF-D	Pts. Ave	Season High
Fr.	22	22	140-272	51.5	59-79	74.8	143-6.5	69	69-3	339 15.4	28 Cincy H Dent Sch H
So.	28	17	739	100-234	42.7	55-75	73.3	113-4.0	71	77-3	255 9.1	22 Georgia A
Jr.	26	26	846	125-264	47.4	50-71	70.4	153-5.9	83	87-5	300 11.5	20 Georgia H LSU H



KEVIN GREVEY, 6-5 205 Senior Forward
Hamilton, Ohio (5/12/53)

After twice winning All-Southeastern Conference honors, including Player of the Year as a sophomore, Grevey accomplished a personal goal when he was named to Citizens Savings Athletic Foundation's (formerly Helms) All-America team . . . In becoming Kentucky's 26th All-American, he joins 24 former Wildcat greats named by the Foundation . . . A mid-season accident requiring five stitches in each elbow severely reduced his production, but despite the painful injuries, which were continually broken open by physical contact for some three weeks afterwards, Grevey put forth an effort which earned him the conference scoring title for all games . . . His 21.9 ppg average last year also tied Jim Andrews (1972) for sixth best season average at Kentucky . . . Became Kentucky's 21st player to enter the exclusive 1,000 Point Club, ranking 18th with 1,071 career points . . . Has all the ingredients of a superb player—speed and cat-like quickness supplemented by a muscular 205 lb. frame, a knack for being at the right place at the right time, great shooting accuracy and jumping ability, and a wide assortment of moves and shots around the basket . . . While a southpaw shooter from outside, he has mastered the use of his right hand for moves in close and is adept at switching to either hand for a shot after becoming airborne . . . "Kevin has always come through for us when the chips are down, which is significant of a great player," said coach Hall. "His contributions have not only been in scoring, but in all phases of the game. His elbow injuries at mid-season last year were extremely costly to the team, but we predict he'll come back strong and lead us to another outstanding season." . . . Led team in scoring 18 games and in rebounding eight . . . Missed double-figures only twice . . . Scored team high 35 points against Florida at Gainesville, scored in the 30's three times, in the 20's 14 times . . . Hit 50.8 per cent from the field and was the leading shooter from the charity line with 83 per cent . . . Was third in time played—843 minutes—despite missing one game . . . Declined an invitation to play on the college all-star team this fall against the Russian Olympic team to avoid missing valuable school time . . . Played against the Russian team one year ago, scoring 23 points . . . Represented the United States on the college all-star team which toured Red China in the summer of 1973 . . . Continued his world travels with the trip to Australia last summer, during which he scored at a 16.9 clip . . . Tied a UK sophomore single game record with 40 points against Georgia . . . Twice All-UKIT and was 1974 UKIT MVP and high scorer with 50 points . . . Named to Popular Sports Basketball Yearbook and Street & Smith Basketball Yearbook All-America teams . . . Led unbeaten "Super-Kittens" with 22.2 ppg . . . Twice All-State, prep All-America, averaged 32.5 ppg and 17.1 rebounds senior year at Taft High . . . Lettered twice in baseball, once in tennis . . . Has taken up golf in the past two years, shooting in the 80's and qualifying for "Gorilla" status off the tee . . . Coach Marvin McCollum . . . Bachelor of General Studies.

Year	G	Sts.	Time	FG-FGA	Pct.	FT-FTA	Pct.	Reb-Ave	A	PF-D	Pts. Ave	Season High
Fr.	21	20	174-363	47.9	118-149	79.2	192-9.1	48	75-4	466 22.2	31 Furman Alabama
So.	28	27	919	236-441	53.5	52-76	68.4	168-6.0	60	88-2	524 18.7	40 Georgia A
Jr.	25	25	843	232-457	50.8	83-100	83.0	180-7.2	35	84-2	547 21.9	35 Florida A




BOB GUYETTE, 6-9 236 Senior Center-Forward
Ottawa, Ill. (8/29/53)

In his final year at UK, Guyette will play as a swing-man at center and forward to provide an opening at center for one of three big men recruited by the Wildcat coaching staff the past year . . . Blossomed into a fine shooter last year and led the team in percentage from the field with 55.7 . . . Has developed a good hook shot with either hand and hits the medium range jumper with good accuracy . . . Was team's second leading scorer with 12.7 ppg and leading rebounder with 7.9 per game . . . Finished third in SEC shooting percentage with 59.5 per cent in conference games, only 1-tenth of a per cent off the UK record . . . Set a UK record for single game shooting against LSU there, when he hit 10 of 11 shots for 90.9 per cent . . . Has a tendency to foul, leading the team with seven disqualifications . . . Perhaps the outstanding scholar in the athletics program, finished last semester with a perfect 4.0 standing in pre-dentistry . . . Is a Rhodes Scholarship candidate . . . Top man on the Academic All-SEC team and was named to the Academic All-America second team . . . Led team in scoring three times, scored in double figures 16 times, and led in rebounding 15 times. High individual game scoring was 26 against LSU and Auburn and a team season high 16 rebounds against Ole Miss . . . Averaged 14.4 ppg on the Australian tour . . . Averaged 14.1 ppg and 10 rebounds for the unbeaten "Super-Kittens" . . . Twice All-State, selected to prep "Super-Ten" All-America . . . Averaged 32 ppg and 20.9 rebounds at Marquette High . . . Single game highs include 51 points and 31 rebounds . . . Lettered once in football, three in track, setting a discus record . . . Coach Robert Strickland . . . Pre-Dentistry.

ence games, only 1-tenth of a per cent off the UK record . . . Set a UK record for single game shooting against LSU there, when he hit 10 of 11 shots for 90.9 per cent . . . Has a tendency to foul, leading the team with seven disqualifications . . . Perhaps the outstanding scholar in the athletics program, finished last semester with a perfect 4.0 standing in pre-dentistry . . . Is a Rhodes Scholarship candidate . . . Top man on the Academic All-SEC team and was named to the Academic All-America second team . . . Led team in scoring three times, scored in double figures 16 times, and led in rebounding 15 times. High individual game scoring was 26 against LSU and Auburn and a team season high 16 rebounds against Ole Miss . . . Averaged 14.4 ppg on the Australian tour . . . Averaged 14.1 ppg and 10 rebounds for the unbeaten "Super-Kittens" . . . Twice All-State, selected to prep "Super-Ten" All-America . . . Averaged 32 ppg and 20.9 rebounds at Marquette High . . . Single game highs include 51 points and 31 rebounds . . . Lettered once in football, three in track, setting a discus record . . . Coach Robert Strickland . . . Pre-Dentistry.

Year	G	Sts.	Time	FG-FGA	Pct.	FT-FTA	Pct.	Reb-Ave	A	PF-D	Pts.	Ave	Season High
Fr.	22	22	130-276	47.1	50-74	67.6	219-10.0	23	69-2	310	14.1	22 Furman N Cincy H
So.	29	9	430	68-148	46.0	24-37	64.9	127-4.7	8	64-3	160	5.9	17 Kansas H
Jr.	26	25	787	138-248	55.7	55-80	68.8	205-7.9	32	97-7	331	12.7	26 LSU A Aub. A




JERRY HALE, 6-0 175 Senior Guard
New Albany, Ind. (2/20/53)

A hustling play-maker who saw action in 22 games last year, Hale started one game . . . Sacrifices scoring for setting up the offense . . . An excellent ball handler, committed only 10 turnovers in 141 minutes of play . . . A fan favorite because of his hustle, Hale was recipient of the Kiwanis 110 Percenter Award last year . . . Scored 23 points, attempting only 21 shots . . . Averaged 4.5 ppg on the Australian tour . . . Effectiveness as a top reserve could be hampered this year by severe tendinitis in the knees . . . Averaged 6.7 ppg for the "Super-Kittens" . . . Prep

All-State, set 20 records at Floyd Central and led the Highlanders to the state runner-up title . . . Coach Joe Hinton . . . Business.

Year	G	Sts.	Time	FG-FGA	Pct.	FT-FTA	Pct.	Reb-Ave	A	PF-D	Pts.	Ave	Season High
Fr.	22	2	59-123	48.0	30-47	63.8	46-2.1	48	24-0	148	6.7	12 Dent Sch H Alabama H Auburn H Tenn. A
So.	25	0	179	11-31	35.5	9-14	64.3	6-0.2	15	21-1	31	1.2	4 N. Car. N Vandy H Miss. H
Jr.	22	1	141	8-21	38.1	7-11	63.6	11-0.5	7	15-0	23	1.1	4 Drtmth H Stanford H Miss. St. A Florida H




MERION HASKINS, 6-4 Sophomore Forward
Campbellsville, Ky. (5/13/55)

The leading scorer and rebounder on the Jayvee team last year with 18.6 ppg and 11.3 rebounds, Haskins benefited from strong competition on the Australian tour during the summer and has been ticketed for heavy duty early in the season . . . Saved one game in Australia with a steal and an assist in the last few seconds, with the Cats eventually winning in overtime . . . Hit 50 per cent of his shots with the jayvees, increasing his accuracy as the season progressed . . . Led team scoring four times, including the last three games . . . Scored team high 31 points against Ky.

Bus. College, and led in rebounds seven games . . . Saw action in two varsity games, pulling down three rebounds . . . Brother of professional star Clem Haskins . . . Led Taylor County to a 87-21 four-year record and was top player in the fifth region as a senior . . . Lettered in football and track . . . Played in Kentucky East-West All-Star game, Sharon (Pa.) Tournament and the Midwestern Classic . . . All-State . . . Coach Billy B. Smith . . . Physical Education and Business.

Year	G	Sts.	Time	FG-FGA	Pct.	FT-FTA	Pct.	Reb-Ave	A	PF-D	Pts.	Ave	Season High
Fr. jv	10	10	83-165	50.3	20-33	60.6	113-11.3	18	27-0	186	18.6	31 KyBsCol H
Fr. v	2	0	3	0-1	0-0	3-1.5	0	0-0	0	KyBsCol. H




JOEY HOLLAND, 6-2 165 Sophomore Guard
Charleston, W. Va. (2/25/55)

Fourth leading scorer on the Jayvee team last year with a 11.6 average . . . Starter in all 10 games . . . Top scoring game was 22 against UK Dental College . . . In double figures seven games . . . Hit 48.1 per cent of his shots . . . Tied for lead in free throw shooting with 84.2 per cent . . . Led Jayvee's with 40 assists . . . Has fine floor intelligence, good speed and is fundamentally sound . . . Averaged 21.6 ppg and 14.4 rebounds for George Washington High . . . All-State . . . Played in the Derby Classic . . . Lettered once in football and twice in track . . .

Father Joe Holland played basketball at U.K. in '46, '47 and '48 . . . Coach Fred Aldridge . . . Business.

Year	G	Sts.	Time	FG-FGA	Pct.	FT-FTA	Pct.	Reb-Ave	A	PF-D	Pts.	Ave	Season High
Fr. jv	10	10	50-104	48.1	16-19	84.2	27-2.7	40	23-1	116	11.6	22 KyBsCol H




LARRY JOHNSON, 6-2 195 Sophomore Guard
Morganfield, Ky. (11/28/54)

Played two Jayvee games, scoring 22 and 18 points respectively before being moved up to the varsity level for the remainder of the season . . . Saw action in 21 varsity games, logging 253 minutes to rank seventh in time played . . . Hit 43.6 per cent of his shots while averaging 2.9 ppg . . . One of the hardest working players on the team, Johnson spent countless hours on ball handling and medium range shooting . . . Large hands great asset for ball control . . . A natural on defense, Johnson was recipient of the Outstanding Varsity Defensive Player award . . . Top

individual game was 10 points against Auburn at home . . . All-Stater at Union County High where he averaged 16 ppg, 10 rebounds and 10 assists his senior year . . . Played in Kentucky-Indiana All-Star game and the Kentucky East-West All-Star game . . . Lettered one year in baseball . . . Coach Ernon B. Simpson . . . Business.

Year	G	Sts.	Time	FG-FGA	Pct.	FT-FTA	Pct.	Reb-Ave	A	PF-D	Pts.	Ave	Season High
Fr. jv	2	2	16-20	80.0	8-8	100.0	11-5.5	7	4-0	40	20.0	22 Miami H
Fr. v	21	0	253	24-55	43.6	13-19	68.4	36-1.7	17	28-0	61	2.9	10 Auburn H




STEVE LOCHMUELLER, 6-6 230 Senior Center-Forward
Tell City, Ind. (11/25/52)

One of the strongest players in years at UK, "Loch" played in all 26 games, logging 210 minutes playing time . . . A smart player who takes the good percentage shot, he hit 51.5 per cent after hitting 53.1 as a sophomore . . . Averaged 3.6 ppg and 2.7 rebounds . . . Worked his way into the starting lineup four games during mid-season . . . High individual effort was 10 points against Tennessee . . . Grabbed 13 rebounds against Miami (O.) . . . All-State in football as well as basketball at Tell City, Steve decided to try his hand on the gridiron last spring and

transferred to a football scholarship with the idea of coming back to basketball in late November . . . High career effort of 18 points against Alabama as a sophomore . . . Averaged 7.6 ppg and 6.1 rebounds for "Super-Kittens" . . . Lettered four years in baseball at TC . . . Set 22 records at Tell City, averaging 24.4 ppg and 17 rebounds as a senior . . . Coached by his father, Bob Lochmueller . . . An outstanding scholar . . . Pre-Dentistry.

Year	G	Sts.	Time	FG-FGA	Pct.	FT-FTA	Pct.	Reb-Ave	A	PF-D	Pts.	Ave	Season High
Fr.	22	2	62-120	51.7	42-66	63.6	133-6.1	13	49-1	166	7.6	20 Alabama A
So.	26	0	159	26-49	53.1	33-38	76.8	51-2.0	2	25-0	85	3.3	18 Alabama H
Jr.	26	4	210	35-68	51.5	24-32	75.0	69-2.7	3	51-0	94	3.6	10 Tenn. H




G. J. SMITH, 6-7 190 Senior Forward
London, Ky. (6/13/53)

Played in 25 games and started four . . . Ranked sixth in playing time with 308 minutes . . . A good rebounder who can get the break started quickly and handle the ball well when he gets it back . . . Should give Hall needed experience when called upon . . . His 43.1 shooting percentage last year belies his true marksmanship . . . Averaged 4.1 ppg and 2.6 rebounds . . . Came off the bench at Alabama to score a career high 15 points in a four-point loss to the Tide . . . Grabbed eight rebounds against LSU . . . Missed all but five games his sophomore year with a

knee injury . . . Had an outstanding frosh season with the "Super-Kittens," scoring 14.6 ppg and 10.3 rebounds . . . Twice All-State at Hazel Green and Laurel County High . . . Won four letters in basketball and five in baseball . . . Averaged 22 ppg and 14 rebounds as a senior . . . Coach Raymond Reed . . . Education.

Year	G	Sts.	Time	FG-FGA	Pct.	FT-FTA	Pct.	Reb-Ave	A	PF-D	Pts.	Ave	Season High
Fr.	22	21	137-270	50.7	48-63	76.2	227-10.3	28	29-0	322	14.6	24 Xavier H
So.	5	0	24	6-11	54.6	0-0	7- 1.4	1	1-0	12	2.4	4 Iowa H Neb. H
Jr.	25	4	308	44-102	43.1	15-25	60.0	65- 2.6	15	20-0	103	4.1	15 Ala. A




REGGIE WARFORD, 6-0 Junior Guard
Drakesboro, Ky. (9/15/54)

Saw action in seven games, totaling 14 minutes playing time . . . Hit three of six shots for 50 per cent, and two of five free throws for 40 per cent . . . A hard worker who gives 110 per cent at all times, Warford has been impressive in fall workouts and could see considerably more playing time than last year . . . Greatest asset is super-quickness and accurate outside shooting . . . Must improve defensively and cutdown turnovers . . . Led freshmen with 17.5 ppg and a 45.3 percentage . . . Played two minutes in one varsity game as a frosh, failing to score . . . Scored 1,940

career points at Drakesboro High and led team to regional finals, losing to state champion Owensboro . . . Second-team All-State . . . Played in Kentucky East-West All-Star game . . . Coach Robie Harper . . . Law Enforcement.

Year	G	Sts.	Time	FG-FGA	Pct.	FT-FTA	Pct.	Reb-Ave	A	PF-D	Pts.	Ave	Season High
Fr. jv	12	12	100-221	45.3	10-19	52.6	41- 3.4	16	34-4	210	17.5	24 Tenn. H Ga. A
Fr. v	1	0	2	0-1	0-0	0- 0.0	0	0-0	0
So.	7	0	14	3-6	50.0	2-5	40.0	0- 0.0	3	3-0	8	1.1	4 Miss. H



ERNIE WHITUS, 6-7 190 Sophomore Forward
Louisville, Ky. (4/26/55)

Lost for the season after crushing the thumb on his left hand in a summertime work accident . . . Second leading scorer, 14.6 ppg, and rebounder, 9.5 per game for the Jayvees . . . A fine outside shooter, hit 55.2 per cent to top that category . . . Did not see varsity action . . . Will work on building up physical strength during off season, with a possibility of being available in late season . . . Led Doss High to District titles in '72 and '73 and was captain both years . . . Averaged 23.3 ppg and 15.1 rebounds his senior year . . . Twice All-District and All-Regional . . . '73 Sixth

Region Play-of-the-Year . . . All-State . . . Played in the Derby Classic and the Kentucky-Indiana All-Star series . . . Coach Sam Hosbach . . . Education.

Year	G	Sts.	Time	FG-FGA	Pct.	FT-FTA	Pct.	Reb-Ave	A	PF-D	Pts. Ave	Season High
Fr.-jv	10	9	58-105	55.2	30-41	73.2	95-9.5	4	33-1	146	25 S.E.C.C. H



Invaluable to the Kentucky basketball program is its fine group of student assistants. From left: David Lee, equipment; Charles Allen and Bruce Hadden, managerial; Tom Snow and Phil Latham, trainers; Phil Witt, Tripp Ramsey, managerial, and Don Adkins, head manager.

IN RECOGNITION OF OUTSTANDING ACHIEVEMENTS IN THE
FIELD OF ATHLETIC ENDEAVOR, THE UNIVERSITY OF KENTUCKY
ATHLETICS ASSOCIATION HAS RETIRED THE JERSIES OF THE
FOLLOWING FORMER WILDCAT BASKETBALL PLAYERS

"THE FABULOUS FIVE" 1948
NATIONAL CHAMPIONS - OLYMPIC GOLD MEDALISTS



12 RALPH BEARD
1946-47-48-49



15 ALEX GROZA
1945-47-48-49



22 CLIFF BARKER
1947-48-49



26 KENNETH ROLLINS
1943-47-48



27 WALLACE JONES
1946-47-48-49

UNDEFEATED NATIONAL CHAMPIONS 1954



6 CLIFF HAGAN
1951-52-54



16 LOU TSIOROPOULOS
1951-52-54



20 GAYLE ROSE
1952-54-55



22 JERRY BIRD
1954-55-56



30 FRANK RAMSEY
1951-52-54



42 BILLY EVANS
1952-54-55



44 PHIL GRAWEMEYER
1954-55-56

This handsome plaque is on display in the east concourse trophy case of Memorial Coliseum.

In a 10-year period from 1963-1973, Kentucky's 87.88 point scoring average ranked third nationally, topped only by Houston's 88.36 and Oklahoma City's 87.89. The Wildcats' 48.2 per cent marksmanship for the same period ranked fourth behind North Carolina's 49.2, Davidson's 48.7, and UCLA's 48.6.



1974-75 WILDCATS—Front Row, Left to Right: Head coach Joe B. Hall, Jerry Hale, Larry Johnson, Mike Flynn, Jack Givens, Kevin Grevey, Jimmy Dan Conner, Merion Haskins, Joey Holland, Reggie Warford, Asst. Coach Dick Parsons. Back Row: Don Adkins, Mgr., Phil Latham, Student Trainer, Asst. Coach Lynn Nance, James Lee, Steve Lochmueller, Danny Hall, Rick Robey, Mike Phillips, Bob Guyette, G. J. Smith, Asst. coach Leonard Hamilton, Roy Don Wilson, Head Trainer.

SEASON RECORD — 1973-74

ALL GAMES: WON 13, LOST 13 — SEC ONLY: WON 9, LOST 9

Date	Opponent	Site	UK	Opp.	Crowd
Dec. 1	Miami (O.)	(H)	81	68	11,725
Dec. 3	Kansas	(A)	63	71	12,000
Dec. 8	Indiana	(N)	68	77	16,613
Dec. 10	North Carolina	(N1)	84	101	10,823
Dec. 14	Iowa	(A)	88	80	10,103
Dec. 21	Dartmouth	(H)	102	77	11,503
Dec. 22	Stanford	(H)	78	77	11,613
Dec. 29	Notre Dame	(N)	79	94	16,613
Jan. 5	Louisiana State	(A)	84	95	7,578
Jan. 7	Georgia	(H)	80	74	11,653
Jan. 12	Auburn	(H)	79	58	11,533
Jan. 14	Tennessee	(A)	54	67	12,700
Jan. 19	Mississippi	(H)	93	64	10,914
Jan. 21	Alabama	(A)	77	81	15,043
Jan. 26	Florida	(A)	91	82	5,126
Jan. 28	Vanderbilt	(H)	65	82	11,558
Feb. 2	Mississippi State	(A)	82	70	4,600
Feb. 4	Louisiana State	(H)	73	70	10,291
Feb. 9	Georgia	(A)	86	72*	5,800
Feb. 11	Auburn	(A)	97*	99	5,891
Feb. 16	Tennessee	(H)	61	58	10,555
Feb. 18	Mississippi	(A)	60	61	4,103
Feb. 23	Alabama	(H)	71	94	9,991
Feb. 25	Florida	(H)	65	75	9,481
Mar. 2	Vanderbilt	(A)	69	71	15,581
Mar. 4	Mississippi State	(H)	108	69	9,938

Home Attendance—130,755

N—Freedom Hall, Louisville; N1—Greensboro, N. C.; * One Overtime

ORIGIN OF "WILDCATS" NICKNAME

Kentucky's athletic teams are known to sports fans as the Wildcats. This first and only nickname borne by University varsities had its origin in 1909 in a speech made by Commandant Corbusier, then head of the military department of old State College. Speaking to a chapel audience of students on the showing of the Kentucky football team in defeating Illinois six to two, the Commandant declared "they fought like Wildcats." The tag was popularized by word of mouth and by the press with the result that it has since become synonymous with all major Kentucky athletic teams.

John Mauer, University of Kentucky basketball coach during the 1927-28, 1928-29, and 1929-30 seasons, played halfback at the University of Illinois in the same backfield with the immortal Red Grange and was a teammate of All-American guard Bernie E. Shively, who later became UK's athletic director. In basketball, Mauer was an All-Western Conference forward two years and captain of the Illinois team his senior year.

George Buchheit, who coached the Wildcats five seasons, from 1919 to 1924, was an All-Western end and star of the basketball and track teams at the University of Illinois.

1974-75 KENTUCKY SCHOLARSHIP FRESHMEN ROSTER

(Kittens)

No.*	Name	Pos.	Ht.	Wt.	Age	Hometown	High School
21	Jack Givens	F-G	6-4	200	18	Lexington, Ky.	Bryan Station
32	James Lee	F	6-5	220	18	Lexington, Ky.	Henry Clay
53	Rick Robey	F-C	6-10	238	18	New Orleans, La.	Brother Martin
54	Dan Hall	C	6-10	220	18	Betsy Layne, Ky.	Betsy Layne
55	Mike Phillips	F-C	6-10	240	18	Akron, Ohio	Manchester

* Same numbers on both home (white) and road (blue) uniforms.

1973-74 KENTUCKY VARSITY BASKETBALL STATISTICS (26 Games) — FINAL

Name-Pos.	G	Min.	Fg-Fga	Pct.	Ft-Fta	Pct.	Reb-Ave.	A	Pf-Dq	Pts.	Ave.	T.O.
GREVEY, F	25	843	232-457	50.8	83-100	83.0	180-	7.2	35	547	21.9	91
SEC	17	586	149-286	52.9	44-53	83.0	111-	6.5	25	342	20.1	55
GUYETTE, C	26	787	138-248	55.7	55-80	68.8	205-	7.9	32	331	12.7	70
SEC	18	582	113-190	59.5	37-57	64.9	156-	8.7	23	263	14.6	56
CONNOR, F-G	26	863	128-246	52.0	56-83	67.5	114-	4.4	75	312	12.0	81
SEC	18	588	81-164	49.4	36-56	64.3	80-	4.4	64	198	11.0	57
FLYNN, G	26	846	125-264	47.4	50-71	70.4	153-	5.9	83	300	11.5	92
SEC	18	586	87-179	48.6	39-58	67.2	115-	6.4	64	213	11.8	62
LYONS, G	26	639	87-186	46.8	28-34	82.4	34-	1.3	49	202	7.8	37
SEC	18	415	59-124	47.6	14-16	87.5	21-	1.2	28	132	7.3	27
SMITH, F	25	308	44-102	43.1	15-25	60.0	65-	2.6	15	103	4.1	10
SEC	17	253	35-84	41.7	8-15	53.5	55-	3.2	13	78	4.6	9
LOCHMUELLER, F-C	26	210	35-68	51.5	24-32	75.0	69-	2.7	3	94	3.6	29
SEC	18	211	25-44	56.8	17-24	70.8	39-	2.2	3	67	3.7	19
JOHNSON, G	21	253	24-55	43.6	13-19	68.4	36-	1.7	17	61	2.9	22
SEC	18	232	21-47	44.7	13-18	72.2	33-	1.8	16	55	3.1	22
EDELMAN, G	19	65	11-19	57.9	3-3	100.0	3-	0.2	4	25	1.3	9
SEC	11	34	6-12	50.0	2-2	100.0	2-	0.2	3	10	1.3	7
HALE, G	22	141	8-21	38.1	7-11	63.6	11-	0.5	7	23	1.1	10
SEC	15	94	6-15	40.0	2-3	66.7	6-	0.4	6	14	0.9	6
DREWITZ, F	6	21	4-6	66.7	4-5	80.0	5-	0.8	0	12	2.0	1
SEC	5	20	4-6	66.7	0-1	...	5-	1.0	0	8	1.6	1
MILLER, F	10	41	3-11	27.3	3-7	42.9	18-	1.8	1	9	0.9	9
SEC	6	21	2-6	33.3	1-3	33.3	10-	1.7	1	5	0.8	7
WARFORD, G	7	14	3-6	50.0	2-5	40.0	0-	0.0	3	8	1.1	4
SEC	4	9	2-4	50.0	2-3	66.7	0-	0.0	3	6	1.5	2
WOOD, C	6	53	3-7	42.9	5-6	83.3	11-	1.8	0	11	1.8	4
HASKINS, F	2	3	0-1	...	0-0	...	3-	1.5	0	0	...	0
SEC	2	3	0-1	...	0-0	...	3-	1.5	0	0	...	0
GREEN, F	3	4	0-2	...	0-0	...	3-	1.0	0	0	...	2
SEC	2	3	0-2	...	0-0	...	3-	1.5	0	0	...	2

Rebounds: Team, Overall-SEC. Deadball, Ky-Opp: SEC, Ky-Opp 81-49-21-31-16-25

KENTUCKY TOTALS	26	845-1699	49.7	348-481	72.3	991-38.1	324	521-17	2038	78.4	471
SEC	18	590-1164	50.7	215-309	69.6	688-38.2	249	357-12	1395	77.5	332
OPPONENT TOTALS	26	835-1743	47.9	317-455	69.7	990-38.1	306	523-20	1987	76.4	466
SEC	18	565-1194	47.3	212-300	70.7	658-35.6	221	349-12	1342	74.6	312

GAME-BY-GAME WILDCAT SCORING - 1973-74

Player	Miami (O.) (H.)	Kansas (A)	Indiana (N)	North Carolina (N)	Iowa (A)	Dartmouth (UKIT)	Stanford (UKIT)	Notre Dame (N)	Louisiana State (A)	Georgia (H)	Auburn (H)	Tennessee (A)	Mississippi (H)	Alabama (A)	Florida (A)	Vanderbilt (H)	Mississippi State (A)	Louisiana State (H)	Georgia (A)	Auburn (A)	Tennessee (H)	Mississippi (A)	Alabama (H)	Florida (H)	Vanderbilt (A)	Mississippi State (H)	Totals	
Grevey, F	29	24	25	23	29	25	25	25	16	18	21	13	14	6	35	21	9	...	27	32	16	20	15	34	20	25	547	
Guyette, C	16	4	12	5	9	12	4	6	26	8	8	12	14	23	24	18	7	10	14	26	6	12	7	7	13	17	331	
Conner, F-C	17	10	4	16	9	19	15	24	6	16	16	14	20	16	5	8	18	13	12	11	5	8	15	4	8	13	312	
Flynn, G	8	9	17	18	12	8	21	7	19	20	12	6	17	14	7	6	15	20	14	14	12	6	7	7	12	5	300	
Lyons, G	1	10	8	0	16	9	21	5	3	10	0	0	2	0	0	0	17	21	14	10	10	12	6	1	10	16	202	
Smith, F	0	0	0	4	10	8	1	2	6	10	2	2	8	15	8	8	4	6	0	2	0	...	0	2	0	5	103	
Lochmueller, C-F	4	6	0	9	0	0	0	8	4	4	4	7	6	3	4	4	6	1	1	0	10	0	4	2	4	7	94	
Johnson, G	4	0	2	3	4	10	0	4	0	8	4	2	2	4	2	0	0	2	4	2	4	4	61
Edelman, G	4	0	0	2	0	5	0	0	0	0	2	...	4	...	0	0	0	2	0	0	8	25	
Hale, G	2	0	2	0	1	4	...	0	0	0	0	...	0	0	4	0	2	2	2	4	0	0	23	
Drewitz, F	4	2	...	0	0	4	12	
Miller, F	0	...	4	1	0	2	...	0	0	2	9	
Warford, G	0	0	...	0	0	0	...	4	0	2	8	
Wood, C	2	...	4	4	0	11	9	
Haskins, F	1	2	8	
Green, F	0	0	...	0	11	
	0	0	...	0	0	
Kentucky	81	63	68	84	88	102	78	79	84	80	79	54	93	77	91	65	82	73	86	97	61	60	71	65	69	108	2038	
Opponents	68	71	77	101	80	77	77	94	95	74	58	67	64	81	82	82	70	70	72	99	58	61	94	75	71	69	1987	

INDIVIDUAL SINGLE GAME HIGHS

Player	Opponent	Date	Record
Points Scored	Florida	1-26-74	35 (FG 14, FT 7)
Field Goals Scored	Florida	2-25-74	16 (FGA 20)
Field Goals Attempted	Auburn	2-11-74	32 (FGM 12)
Free Throws Scored	Iowa	12-14-74	11 (FTA 12)
Free Throws Attempted	Iowa	12-14-74	12 (FTM 11)
Rebounds	Mississippi	1-19-74	16 (Team 51)

GAME-BY-GAME WILDCAT REBOUNDING - 1973-74

Guyette, C	14	8	4	2	7	3	0	10	8	7	2	14	8	10	9	7	10	7	4	6	205
Grevey, F	8	12	8	4	8	9	5	10	6	7	6	7	7	7	9	9	4	6	4	14	180
Flynn, G	8	7	2	6	3	4	8	6	9	1	5	7	10	7	9	7	4	1	4	6	153
Conner, F-G	5	4	4	2	4	5	5	4	13	2	1	4	6	1	1	4	4	1	2	2	114
Lochmueller, C-F	13	3	1	2	7	4	1	4	4	4	3	4	1	0	1	3	3	1	1	5	69
Smith, F	0	0	1	1	0	3	1	2	5	5	3	1	1	3	3	3	0	2	0	1	65
Johnson, G	0	1	2	3	1	0	1	2	4	4	1	2	1	0	1	1	2	2	0	0	36
Lyons, G	4	1	2	3	0	2	1	0	1	0	0	3	3	2	2	1	0	0	2	1	34
Miller, F	0	0	0	1	7	2	0	0	0	0	0	0	0	0	0	0	0	0	0	4	18
Wood, C	0	0	0	4	3	2	0	0	0	0	1	0	0	1	0	0	2	1	0	0	11
Hale, G	0	0	0	1	3	1	0	0	0	0	0	1	0	0	1	0	2	1	0	0	11
Drewitz, F	0	0	0	0	0	0	0	0	0	0	0	0	0	0	0	0	0	0	0	0	5
Haskins, F	0	0	0	0	0	0	0	0	0	0	0	0	0	0	0	0	0	0	1	2	3
Green, F	0	0	0	0	0	0	0	2	0	2	0	0	0	0	0	0	0	0	0	0	3
Edelman, G	0	0	0	0	0	0	0	1	0	0	0	0	0	0	0	0	0	0	0	1	3
Warford, G	0	0	0	0	0	0	0	0	0	0	0	0	0	0	0	0	0	0	0	0	0
Kentucky	52	35	22	26	28	28	32	40	47	31	30	40	37	34	34	22	31	21	20	60	910
Opponents	34	28	35	42	40	51	38	40	33	35	27	28	38	43	34	39	50	14	37	25	912

1973-74 TIME PLAYED AND HIGH GAME POINTS-REBOUNDS

(Losses in Bold Face)

Player—Pos.	Games	Minutes Played	Total Points	High Points	Total Rebounds	High Rebounds
Conner, f-g	26	863	312	24 Notre Dame (N)	114	13 Alabama (A)
Drewitz, f	6	21	12	4 North Carolina (N)	5	3 Miss. State (H)
Edelman, g	19	65	12	8 Miss. State (H)	3	1 Three Games
Flynn, g	26	846	300	20 Georgia (H) LSU (H)	153	11 Georgia (H)
Green, f	3	4	0	—	3	2 Mississippi (H)
Grevey, f	25	843	547	35 Florida (A)	180	14 Miss. State (H)
Guyette, c	26	787	331	26 LSU (A)	205	16 Mississippi (H)
Hale, g	22	141	23	4 Three Games	11	2 Alabama (H)
Haskins, f	2	3	0	—	3	2 Miss. State (H)
Johnson, g	21	253	61	10 Auburn (H)	36	4 Three Games
Lochmueller, f-c	26	210	94	10 Tennessee (H)	69	13 Miami (H)
Lyons, g	26	639	202	21 Stanford (H) LSU (H)	34	4 Miami (H)
Miller, f	10	41	9	4 Dartmouth (H)	18	7 Dartmouth (H)
Smith, f	25	308	103	15 Alabama (A)	65	8 LSU (H)
Warford, g	7	14	8	4 Mississippi (H)	0	—
Wood, c	6	53	11	4 Dartmouth (H) Stanford (H)	11	4 North Carolina (N)


STARTING COMBOS — 1973-74

Conner, Grevey, Guyette, Lyons, Flynn (Won 9, Lost 8)
 Conner, Grevey, Wood, Lyons, Flynn (Won 0, Lost 1)
 Lochmueller, Grevey, Guyette, Conner, Flynn (Won 1, Lost 2)
 Smith, Grevey, Guyette, Conner, Flynn, (Won 1, Lost 1)
 Smith, Grevey, Guyette, Lyons, Flynn (Won 1, Lost 0)
 Lochmueller, Grevey, Guyette, Hale, Flynn (Won 0, Lost 1)
 Conner, Smith, Guyette, Lyons, Flynn (Won 1, Lost 0)


Members of the first University of Kentucky basketball team (1903) chipped in a total of \$3 and purchased their own ball. They also bought their own shoes and uniforms. Walter H. Mustaine, new director of the Department of Physical Culture at the University, threw out the ball, told the boys to elect a captain and start playing. They played their first game Feb. 6, 1903, losing to Georgetown, 15-6, in Lexington.

Early basketball games at the University of Kentucky, then known as State College, were played on the gym floor in Barker Hall, which, in 1903, was a new three-story structure with broad lower wings on each side. The south wing housed what since has become known as Buell Armory, where the cadets drilled on a dirt floor. In the other wing was a shiny new gymnasium, described as "a splendid room with a ground floor, an elevated running track and all the apparatus necessary for complete gymnastic training."


SCHOLARSHIP FRESHMEN




JACK GIVENS—6-4, 200 Forward-Guard—Lexington, Ky. (9/21/56)—High School Coach Bobby Barlow . . . Led Bryan Station to a 76-17 record during a three-year career in which he scored 1,777 points for an 18.7 average . . . Played forward two years and center his senior year, when he averaged 25 ppg and 17 rebounds . . . Led the Defenders to one District and two Regional championships . . . Set rebounding record in State Tournament last March when he snared 25 against Owensboro . . . Possesses tremendous poise for his age . . . An unselfish player, fits perfectly into Kentucky's team philosophy and has been alternating with Haskins on the first team in pre-season practice . . . Two-year team captain . . . A prep-All-American, Kentucky's Mr. Basketball for the Ky-Indiana All-Star Series . . . Twice All-State . . . Also played in the Derby Classic, the Kentucky All-Stars-Russian National Junior game, and the East-West All-Star game . . . Active in the "Big Brother" program in Lexington . . . Law Enforcement.



DAN HALL—6-10, 220 Center—Betsy Layne, Ky. ((9/26/56)—High School Coach Tommy Boyd . . . Led Betsy Layne to a 100-35 record during a four-year career . . . Scored 2642 career points, a 19.6 average . . . Averaged 25 ppg and 14 rebounds as a senior . . . High game 41 points against Bracken County in '74 . . . Four time All-District, All-Regional, and twice All-State . . . A gifted passer with exceptional floor vision . . . Played on the Kentucky All-Stars vs. the Russian National Junior team and the Kentucky East-West All-Star game . . . Lettered twice each in golf and baseball . . . Bachelor of General Studies.



JAMES LEE—6-5, 220 Forward—Lexington, Ky. (1/17/56)—High School Coach Al Prewitt . . . Led Henry Clay to a 65-21 record during a three-year career . . . Set school records in scoring, 1671 points, and rebounding, 1194 . . . Scored 42 points against Fairview in the Ashland Invitational while playing less than three quarters . . . Twice led the Blue Devils to Central Kentucky Conference and District championships and one Regional title . . . Averaged 25 ppg and 18 rebounds his senior year . . . Prep All-American and twice All-State . . . High point of his career came in beating Moses Malone in the One-on-One championship in Louisville last May at the Derby Classic . . . Played for victorious Kentucky-Indiana All-Stars in the Derby Classic, and the U.S. All-Stars in the Capital Classic in Washington, D. C. . . Played in the Kentucky-Indiana All-Star series . . . One of strongest players in years at UK, Lee has the muscle and leaping ability to become a contender for rebounding honors . . . Bachelor of General Studies.



MIKE PHILLIPS—6-10, 240 Center—Akron, Ohio (3/24/56)—High School Coach Bernard Conley . . . Led Manchester High to an incredible 80-10 record during a four-year career . . . Won the State AA Championship last year including a 26-0 record . . . Only defeat in last two years came when Mike was sidelined with an injury . . . Became the most prolific scorer in Ohio schoolboy history with 2,573 career points to replace the fabled Jerry Lucas' mark of 2,460 . . . Scored 38 points and grabbed 22 rebounds in the final game of the State Tournament . . . Captained the Panthers for three years . . . Twice Ohio Player-of-the-Year . . . Averaged 32.3 ppg and 23.5 rebounds, and hit 62 per cent from the field his final year . . . Four-time All-Suburban Conference, three-time All-District and twice District Player-of-the-Year . . . Prep All-American . . . Played with teammates Rick Robey and James Lee on the victorious U. S. All-Stars in the Capital Classic . . . Bachelor of General Studies.



RICK ROBEY—6-10, 235 Forward-Center—New Orleans, La. (1/30/56)—High School Coach Tom Kolb . . . Did not play as a sophomore due to a transfer rule, but then led Brother Martin High School in the top ranked 4-A classification to a 63-10 two-year record and to the State Championship last year . . . In five tournament games, he averaged 28 ppg and 23 rebounds for the Crusaders, winning tourney MVP honors as well and State Player-of-the-Year honors . . . Last season averages were 21 ppg and 18 rebounds . . . Other honors include All-New Orleans and MVP, All-District and MVP, Times-Picayune MVP for 1974, American Press All-Tournament and Mr. Basketball, Newman Invitational All-Tournament and

MVP, and several national prep All-American teams . . . Extremely quick for a big man and an aggressive type player . . . Played with teammates Mike Phillips and James Lee on the victorious U. S. All-Stars in the Capital Classic and against Lee in the Derby Classic . . . Bachelor of General Studies.

JUNIOR VARSITY SCHEDULE

1974

Nov. 30 (Sat.)	St. Catharine College	Home
Jan. 13 (Mon.)	Lees Junior College	Home
Jan. 20 (Mon.)	Knoxville Business College	Home
Jan. 25 (Sat.)	UK Dental School	Home
Feb. 17 (Mon.)	Somerset Junior College	Home
Mar. 1 (Sat.)	Kentucky Business College	Home

1973-74 KITTENS' SEASON RECORD

All Games — Won 7, Lost 3; SEC: Won 0, Lost 2

			KY	OPP
Dec. 1	Miami (O)	(H)	100	59
Dec. 8	UK Dental School	(N)	98	58
Jan. 12	Lees Junior College	(N)	82	73
Jan. 14	Tennessee	(A)	66	79
Jan. 19	UK Dental School	(H)	108	77
Jan. 28	Prestonsburg CC	(H)	78	79
Feb. 4	Southeast CC	(H)	98	64
Feb. 16	Tennessee	(H)	51	63
Feb. 23	Ky. Business College	(H)	88	78
Feb. 25	Berea JV	(H)	94	63



1974-75 Scholarship Freshmen—From left: Graduate Asst. Coach Ray Edelman, Jack Givens, Danny Hall, Rick Robey, Mike Phillips, James Lee, Asst. Coach Dick Parsons.

1973-74 KENTUCKY JUNIOR VARSITY BASKETBALL STATISTICS - 10 Games

PLAYER	G	FG-FGA	PCT.	FT-FTA	PCT.	REB-AVG.	A	PF-D	PTS.	AVG.	TO.
Haskins	10	83-165	50.3	20-33	60.6	113-11.3	18	27-0	186	18.6	30
Whitus	10	58-105	55.2	30-41	73.2	95-9.5	4	33-1	146	14.6	29
Utz	9	55-117	47.0	16-19	84.2	30-3.3	10	18-1	126	14.0	14
Holland	10	50-104	48.1	16-19	84.2	27-2.7	40	23-1	116	11.6	33
Peel	10	36-75	48.0	13-21	61.9	51-5.1	24	28-2	85	8.5	13
Flora	10	26-47	55.3	4-8	50.0	12-1.2	6	9-0	56	5.6	17
Ramsey	10	9-18	50.0	2-5	40.0	6-0.6	1	8-0	20	2.0	5
Goatley	10	8-30	26.7	5-12	41.7	27-2.7	3	13-0	21	2.1	8
Muckenthaler	8	9-18	50.0	3-8	37.5	23-2.9	1	9-0	21	2.6	5
Robinson	8	2-11	18.2	4-4	100.0	9-1.1	4	6-0	8	1.0	4
Johnson	2	16-20	80.0	8-8	100.0	11-5.5	7	4-0	40	20.0	11
Mayhall	3	16-30	53.3	2-3	66.7	28-9.3	2	4-0	34	11.3	10
Noel	2	2-3	66.7	0-2	60.0	4-2.0	0	3-0	4	2.0	1
TEAM REBOUNDS											
KENTUCKY TOTALS	10	370-743	49.8	123-183	67.2	496-49.6	120	185-5	863	86.3	180
OPPONENT TOTALS	10	278-718	40.0	119-178	66.9	427-42.7	57	191-12	693	69.3	211

INDIVIDUAL SINGLE GAME HIGHS


Points Scored	Field Goals Scored	Field Goals Attempted	Free Throws Scored	Free Throws Attempted	Rebounds	Player	Opponent	Date	Record
31	13	13	7	9	15	Haskins	Ky. Bus. Col.	2-23-74	31 (FG 13, FT 5)
13	13	23	9	15	15	Haskins	Ky. Bus. Col.	2-23-74	13 (FGA 21)
13	13	23	7	9	15	Haskins	Tennessee	2-16-74	13 (FGA 23)
7	7	7	7	9	15	Haskins	Tennessee	2-16-74	23 (FGM 13)
9	9	9	9	9	15	Whitus	Southeast C.C.	2-4-74	7 (FTA 9)
15	15	15	9	9	15	Whitus	Southeast C.C.	2-4-74	9 (FTM 7)
15	15	15	9	9	15	Haskins	Ky. Bus. Col.	2-23-74	15 (Team 45)
15	15	15	9	9	15	Haskins	Ky. Bus. Col.	2-23-74	15 (Team 41)

KENTUCKY FROSH RECORD

Year	Won	Lost	PF	PA	Coach
1923	11	0	357	162	S. A. Boles
1924	7	3	265	193	L. S. Burnham
1925	11	0	417	185	Ray Eklund
1926		(Record Unknown)			S. A. Boles
1927	19	0	822	413	J. R. McFarland
1928	7	1	222	110	Fred Major
1929	9	1	260	193	M. E. Potter
1930	8	0	250	143	M. E. Potter
1931	4	2	178	116	(Unknown)
1932	10	0	463	175	Elmer Gilb
1933	8	1	408	204	J. R. Campbell and Len Miller
1934	16	0	809	340	Len Miller
1935 (Incomplete)	11	1	397	232	Paul McBrayer
1936	11	1	392	263	Paul McBrayer
1937	7	2	321	201	Paul McBrayer
1938	8	2	399	286	Paul McBrayer
1939	9	1	433	293	Paul McBrayer
1940 (Incomplete)	16	0	504	283	Paul McBrayer
1941		(No Team)			
1942	2	2	185	163	Paul McBrayer
1943-1948		(No Schedule Played)			
1949	15	0	1203	673	Harry Lancaster
1950	15	1	1269	767	Harry Lancaster
1951	13	0	1112	620	Harry Lancaster
1952-1953		(No Team)			
1954	6	0	646	391	Harry Lancaster
1955	9	4	1156	832	Harry Lancaster
1956	4	4	680	562	Harry Lancaster
1957	7	0	612	431	Harry Lancaster
1958	16	1	1658	1125	Harry Lancaster
1959	6	3	773	617	Harry Lancaster
1960	9	5	1129	967	Harry Lancaster
1961	13	5	1579	1358	Harry Lancaster
1962	13	5	1647	1223	Harry Lancaster
1963	14	3	1437	1053	Harry Lancaster
1964	13	3	1600	1305	Harry Lancaster
1965	17	2	1741	1268	Harry Lancaster
1966	5	10	1165	1227	Harry Lancaster
1967	18	2	1977	1531	Harry Lancaster
1968	11	9	1838	1667	Harry Lancaster
1969	18	4	1984	1650	Harry Lancaster and Joe Hall
1970	16	6	1975	1782	Joe Hall
1971	12	8	1728	1640	Joe Hall
1972	22	0	2208	1487	Joe Hall
1973*	2	10	713	824	Dick Parsons
1974*	7	3	863	693	Dick Parsons

*Junior Varsity Teams

Scouting Reports



Exhibition Game—ATHLETICS IN ACTION (WEST) — Monday, Nov. 25

Site—Memorial Coliseum (11,500) 1973-74 Record—Won 25, Lost 11
Location—Tempe, Az. Tipoff—7:30 p.m. EST
Colors—Red, White, Blue Series—No Games Played
Athletic Director—David R. Hannah Hall Record—Won 0, Lost 0
Publicist—David Naidl
Origin—A Ministry of Campus Crusade for Christ International
Coach—Jim King (One Year with AIA—Won 25, Lost 11—Pct. 69.4)
Offense—Fast Break Defense—Man-to-Man
Top Returnees—Les Madison (6-2 G) 15.1; Dave Schneider (6-10 C) 14.2; John Sears (6-7 F) 9.9

OUTLOOK: Second year coach Jim King, a former Chicago Bulls player-coach, feels AIA has the potential to become the nation's finest amateur team this year. Les Madison, second leading scorer, is back with starters Paul Sears of Valpariso and Dave Schneider of the AIA East team. Eldon Lawyer, a 6-2 guard from Oral Roberts is one of the bright newcomers to the squad. The West team set 26 team records and won an AAU regional championship last year.

1st Game—NORTHWESTERN at Lexington—Saturday, Nov. 30

Site—Memorial Coliseum (11,500) Tipoff—7:30 p.m. EST
Location—Evanston, Ill. Series—UK leads 6-0 since '62
Enrollment—6,600 Last Game—94-85 UK (H) in '71
Conference—Big Ten Biggest Win Margin—
Nickname—Wildcats UK 32 (95-63) in '63
Colors—Purple and White NW (No Wins)
Athletic Director—John Pont Records at Site—
Publicist—Jerry Ashby UK 3-0 (Last Win in '71)
1973-74 Record—Won 9, Lost 11 NW 0-3 (No Wins)
(Conf. Finish—9th) Hall Record—Won 0, Lost 0
Coach—Tex Winter (1 Year at NW—Won 9, Lost 15—37.5 pct)

Offense—Triple Post Defense—Man-to-Man
Chief Losses—Bryan Ashbaugh (C) 14.4; Joe Otis (F) 10.5
Top Returnees—Willie Williams (6-6 F) 15.5; Billy McKinney (6-0 G) 15.8; Bob Hildebrand (6-2 G) 3.4
Best Newcomers—Chris Wall (6-9 C); Hilton Hale (6-4 G); Bob Svete (6-8 F)

OUTLOOK: Northwestern's 9-15 record last season, its best mark in four years, and vacating the Big Ten cellar after three straight years, indicates Tex Winter has the Wildcats on the road to respectability. Team weaknesses of last year will be strong points this campaign. "We appear to be a very physical club and to be more experienced," he said. Rebounding will be in good hands with 6-7 Greg Wells (9.2) and 6-10 James Wallace (8.8) returning after sitting out a year with academic problems. Eleven lettermen including starting guards Hildebrand and McKinney, and forward Williams return to give the Wildcats a much experienced team.

2nd Game—MIAMI at Oxford—Monday, Dec. 2

Site—Millett Hall (9,200) Tipoff—7:30 p.m. EST
Location—Oxford, Ohio Series—UK leads 14-4 since '05
Enrollment—14,000 Last Game—81-68 UK (H) in '73
Conference—Mid-American Biggest Win Margin—
Nickname—Redskins UK 32 (93-61) in '61
Colors—Red and White MU 24 (38-14) in '19

Athletic Director—Richard G. Shrider
Publicist—Dave Young
1973-74 Record—Won 13, Lost 13
(Conf. Finish—Tie for 4th)

Coach—Darrell Hedric (4 Years at MU—Won 63, Lost 39—Pct. 61.8)

Offense—Pattern Control

Defense—Man-to-Man

Chief Losses—Phil Lumpkin (G) 18.1; Gary Dees (F) 14.1; Rich Hampton (F) 12.6

Top Returnees—Dave Elmer (6-10 C) 10.8; Steve Fields (6-5 G) 10.3

Best Newcomer—Chuck Goodyear (6-5 G) 23.3

OUTLOOK: With the loss of three starters and six lettermen, Miami boss Darrell Hedric considers the coming season as one of rebuilding. Back with starters Elmer and Fields are 5-11 Warren Dorsey (3.8), 5-11 Rod Dieringer (2.0) and 6-5 Bill McGinley (1.6). Chuck Goodyear (23.3) is the top grad from the JV team. "We face a very challenging year in that we have a lot of young players," said Hedric. "Just how fast they come along will determine the type of year we are going to have."

3rd Game—INDIANA at Bloomington—Saturday, Dec. 7

Site—Assembly Hall (16,668)

Location—Bloomington, Ind.

Enrollment—28,688

Conference—Big Ten

Nickname—Hoosiers

Colors—Cream and Crimson

Athletic Director—J. W. (Bill) Orwig

Publicist—Tom Miller

1973-74 Record—Won 23, Lost 5

(Conf. Finish—Tie for First)

Tipoff—4:05 p.m. EST

Series—IU leads 10-5 since '24

Last Game—77-68 IU (N) in '73

Biggest Win Margin—

UK 35 (91-56) in '65

IU 19 (38-19) in '26

19 (48-29) in '28

Records at Site—

IU 1-0 (Last win in '72)

UK 0-1

Hall Record—Won 0, Lost 3

Coach—Bob Knight (3 Years at IU—Won 62, Lost 19—Pct. 76.5)

Chief Losses—None

Top Returnees—Steve Green (6-7 F) 16.7; Quinn Buckner (6-3 G) 8.2; Scott May (6-7 F)

12.5; Kent Benson (6-10 C) 9.3; John Laskowski (6-5 G) 12.5

Best Newcomers—Jim Wisman (6-2 G); Mark Haymore (6-7 F); Larry Bird (6-7 F)

OUTLOOK: As usual, Indiana will base its game on hardnosed defense and constant movement offensively which will produce the high-percentage shot. The Hoosiers ran more than usual last year and Knight probably will continue that trend, particularly with the experience level he now has. It's a quick team that rebounds well and has exceptional shooting ability. Judging from the percentages of last season, this is the best shooting team in Indiana history.

4th Game—NORTH CAROLINA at Louisville—Monday, Dec. 9

Site—Freedom Hall (16,613)

Location—Chapel Hill, N.C.

Enrollment—19,300

Conference—Atlantic Coast

Nickname—Tar Heels

Colors—Carolina Blue and White

Athletic Director—Homer Rice

Publicist—Jack Williams

1973-74 Record—Won 22, Lost 6

(Conf. Finish—Tie for 2nd)

Tipoff—7:30 p.m. EST

Series—NC leads 10-5 since '24

Last Game—101-84 NC (N) in '73

Biggest Win Margin—

UK 39 (83-44) in '50

NC 21 (41-20) in '24

Records at Site—

UK 0-1

NC 1-0 (Last Win in '72)

Hall Record—Won 0, Lost 2

Coach—Dean Smith (13 Years at NC—Won 264, Lost 96—Pct. 73.3)

Offense—Fast Break
 Chief Losses—Bobby Jones (F) 16.1; Darrell Elston (G) 15.3; John O'Donnell (F) 5.4
 Top Returnees—Mitch Kupchak (6-9 F) 10.7; Ed Stahl (6-10 F) 7.2; Ray Harrison (6-2 G) 8.8; Walter Davis (6-5 F) 14.3
 Best Newcomers—Phil Ford (6-2 G); Tom Zaliagiris (6-5 F); Jeff Crompton (6-11 F); Bruce Buckley (6-9 F)

OUTLOOK: The Tar Heels lose the services of All-America Bobby Jones and playmaker Darrell Elston but coach Dean Smith still has plenty of horses in the stable. Sophomore Walt Davis, the leading returning scorer with 14.3 ppg, should blend in perfectly with big men Ed Stahl and Mitch Kupchak. Another imposing figure is 6-11, 250 lb. Jeff Crompton, who scored at a 16.5 clip for the jayvees last year. Prep All-America Phil Ford, a 6-2 guard, could solve the loss of Elston, as Smith goes after his fifth consecutive 20-game win mark.

U.K. INVITATIONAL TOURNAMENT Friday and Saturday, Dec. 20, 21

(See also special UKIT information on pages 23-27)
 Site All Games—Memorial Coliseum (11,500)
 Tipoff Times—(7:30 and Approx. 9:30 p.m. EST Both Nights)
 (25-minute intermission between games)

OKLAHOMA STATE

Location—Stillwater, Ok.
 Enrollment—18,560
 Conference—Big Eight
 Nickname—Cowboys
 Colors—Orange and Black
 Athletic Director—Floyd Gass
 Publicist—Pat Quinn
 1973-74 Record—Won 9, Lost 17
 (Conf. Finish—Tie for 7th)

Series—UK leads 2-1 since '44
 Last Game—46-36 UK (NCAA) '49
 Biggest Win Margin—
 UK 16 (45-29) in '44
 OS 6 (37-31) in '46
 Records at Site—
 No Games Played
 Hall Record—Won 0, Lost 0

COACH—Guy Strong (1 Year at OSU—Won 9, Lost 17—Pct. 34.6)

Offense—Fast Break
 Chief Losses—Kevin Fitzgerald (F) 17.9
 Top Returnees—K. C. Kincaide (6-4 G) 15.5; Ronnie Daniel (5-11 G) 12.5; Andy Hopson (6-8 C) 9.5
 Best Newcomers—David Kragel (6-8 C); Olus Holder (6-6½ F); Rich Bobby (6-4 G)

OUTLOOK: Ten lettermen, including four starters return to give second year coach Guy Strong the foundation for a winning team at a school which has seen some great moments in the roundball sport. Andy Hopson, 6-8, has led the conference in rebounding for two years and last year was 11th nationally with a 14.6 average. The guard slots will be strong with K. C. Kincaide, who blossomed into one of the Big Eight's finest guards last year, and Kentuckian Ronnie Daniel, who has been labeled OSU's top freshman since Henry Iba's glory years. JUCO transfer David Kragel is slated to take over graduated Kevin Fitzgerald's position, and Strong can always fall back on big men Tim Hund, 6-11, and Lonnie Boeckman, 7-4.

VILLANOVA

Location—Villanova, Pa.
 Enrollment—10,000
 Conference—Independent
 Nickname—Wildcats
 Colors—Blue and White

Series—UK leads 2-0 since '49
 Last Game—57-56 (Sugar Bowl) in '49
 Biggest Win Margin—
 UK 13 (85-72) in '49
 VU No Wins

Athletic Director—Ted Aceto
Publicist—Bob Ellis
1973-74 Record—Won 7, Lost 19

Records at Site—
No Game Played
Hall Record—Won 0, Lost 0

COACH—Rollie Massimino (1 Year at VU—Won 7, Lost 19—Pct. 26.9)

Offense—Patterned-Stack

Defense—Pressure Man-to-Man

Chief Losses—Larry Moody (F) 7.9; Dimitrus Alston (C) 1.8

Top Returnees—John Olive (6-7 F) 7.9; Larry Herron (6-8 F) 13.1; Chubby Cox (6-2 G) 11.8; Bob Sebastian (6-6 F) 8.8; Joe Rogers (6-0 G) 7.9

Best Newcomers—Keith Herron (6-6 F); Robert "Whitey" Rigsby (6-4 G); Reggie Robinson (6-6 F)

OUTLOOK: After a year of seasoning for several key young players, coach Massimino is somewhat more optimistic about the coming season. Nine returning lettermen, including four starters, plus some highly regarded newcomers provide a sound nucleus for Massimino in his second year at the Cats' helm. Returning starters are sophomores Larry Herron, team leader in scoring (13.1) and rebounding (7.3), running-mate at forward, John Olive, a top defensive player, and guards Chubby Cox and Joe Rogers. Forward Bob Sebastian saw action in all 26-games and was fourth in scoring and tops in shooting percentage.

WASHINGTON STATE

Location—Pullman, Wa.
Enrollment—15,000
Conference—Pacific-8
Colors—Crimson and Gray
Athletic Director—Ray Nagel

Publicist—Mike Wilson
1973-74 Record—Won 8, Lost 21
(Conf. Finish—Tie for 7th)
Series—No Games Played
Hall Record—Won 0, Lost 0

COACH: George Raveling (1 Year at WS—Won 8, Lost 21—27.6)

Offense—Fastbreak

Defense—Zone

Chief Losses—Brad Jackson (G) 3.7

Top Returnees—Steve Puidokas (6-11½ C) 16.8; Norton Barnhill (6-5 W) 16.6; Sam Miller (6-3 W) 11.6; Edgar Jeffries (6-3 W) 10.9

Best Newcomers—Ron Davis (6-5 W) JUCO 29.3; Walter Smith (5-10 G) JUCO 22.0; Ken Jones (5-11 G)

OUTLOOK: Experience and some selective recruiting should improve State's record this season. Four starters return. They are Steve Puidokas, 6-11½, 255 lbs., who led the Cougars in scoring and rebounding as a freshman with 16.8 and 9.3 averages respectively, wingmen Sammy Miller and Edgar Jeffries, and post-man Ricky Brown. Add Norton Barnhill, a second semester player last year who averaged 16.6 ppg, and JUCO transfers Ron Davis, who led the nation in scoring (29.3), and all-district guard Walter Smith and you have individual talents which will highly complement one another. "With Davis, the defense won't be able to sag on Puidokas as much as they did last year," said coach Raveling. Jones was Raveling's top high school choice as point guard and the Detroit native has been likened to Earl "The Pearl" Monroe of the New York Knicks.

7th Game—KANSAS at Louisville—Monday, Dec. 23

Site—Freedom Hall (16,613)
Location—Lawrence, Kan.
Enrollment—20,000
Conference—Big Eight
Nickname—Jawhawks
Colors—Crimson and Blue

Tipoff—7:30 p.m. EST
Series—UK leads 5-1 since '50
Last Game—71-63 Kan. (A) in '73
Biggest Win Margin—
UK 30 (115-85) in '69
Kan. 8 (71-63) in '73

Athletic Director—Clyde Walker
Publicist—Don Baker
1973-74 Record—Won 23, Lost 7
(Conf. Finish—First)

Records at Site—
No Games Played
Hall Record—Won 1, Lost 1

COACH—Ted Owens (10 Years at Kansas—Won 191, Lost 83—Pct. 69.7)

Offense—Double Post and Single Post
Chief Losses—Tom Kivisto (G) 7.6; Dave Taynor (G) 5.3
Top Returnees—Danny Knight (6-10 C) 12.4; Roger Morningstar (6-6 F) 12.3; Dale Greenlee (6-2 G) 11.2; Norman Cook (6-8 F) 11.4; Rick Suttle (6-10 C) 11.3
Best Newcomers—Rick Bussard (6-1 G); Milt Gibson (6-1 G); Ken Koenigs (6-9 F)

OUTLOOK: Kansas will go into the '74-75 season a heavy favorite to claim its second straight Big Eight championship. The Jayhawks finished last year 23-7 overall enroute to a fourth place finish in the NCAA finals. Four starters return from that unit as well as the top five scorers. They are forwards Roger Morningstar (12.3 and Norman Cook (11.4), center Danny Knight (12.4) and guard Dale Greenlee (11.8). Reserve center Rick Suttle (11.3) was KU's No. 5 scorer and joined forward Tommie Smith (6.1) to give the Jayhawks the best bench in the league.

8th Game—NOTRE DAME at Louisville—Saturday, Dec. 28

Site—Freedom Hall (16,613)
Location—South Bend, Ind.
Enrollment—8,444
Nickname—Fighting Irish
Athletic Director—Edward W. Krause
Publicist—Roger O. Valdiserri
1973-74 Record—Won 26, Lost 3

Tipoff—7:30 p.m. EST
Series—UK leads 22-14 since '29
Last Game—94-79 ND (N) in '73
Biggest Win Margin—
UK 34 (103-69) in '65
ND 21 (41-20) in '36
Records at Site—
UK 12-3 (Last Win in '72)
ND 3-12 (Last Win in '73)
Hall Record—Won 1, Lost 1

COACH—Richard (Digger) Phelps (3 Years at ND—Won 50, Lost 35—Pct. 58.8)

Offense—Multiple
Chief Losses—John Shumate (C) 24.2; Gary Brokaw (G) 17.1; Gary Novak (F) 7.2
Top Returnees—Adrian Dantley (6-5 F) 18.3; Dwight Clay (5-11 G) 7.2; Bill Paterno (6-5 F) 7.7
Best Newcomers—Don Williams (6-3 G); Dave Batton (6-8 F); Jeff Carpenter (6-0 G)

OUTLOOK: Notre Dame figured to be as strong this year as last when they finished with a 26-3 record, finest in modern ND history. And Digger Phelps was counting on four returning starters who led the team in scoring. Then John Shumate passed up his final year of eligibility to graduate with his class, and then Gary Brokaw, the team's third leading scorer applied for the hardship draft to play professional ball. But all is not bleak with the Irish. Back is super-frosh Dantley, who scored 41-points against West Virginia and averaged 18.3 overall. Joining him in frontcourt is sophomore Bill Paterno, who started several games and played in all. Holding down the guard posts will be senior Dwight Clay and soph Ray Martin. Peter Crotty and Toby Knight will battle for the center slot.

LOUISIANA STATE

9th Game—at Lexington—Saturday, Jan. 4

18th Game—at Baton Rouge—Monday, Feb. 3

Site—Memorial Coliseum (11,500)
LSU Assembly Center (14,327)
Location—Baton Rouge, La.
Enrollment—22,915

Tipoff—7:30 p.m. EST
Tipoff—7:30 p.m. CST
Series—UK leads 38-3 since '33
Last Game—73-70 UK (H) in '74

Conference—Southeastern
Nickname—Tigers
Colors—Purple and Gold
Athletic Director—Carl Maddox
Publicist—Paul Manasseh
1973-74 Record—Won 12, Lost 14
(Conf. Finish—8th)

Biggest Win Margin—
UK 42 (107-65) in '56
LSU 17 (88-71) in '72
Records at Site—
LSU 0-16 at Lexington
UK 13-3 at Baton Rouge
Hall Record—Won 3, Lost 1

COACH: Dale Brown (2 Years at LSU—Won 26, Lost 24—Pct. 52.0)

Offense—Multiple/Controlled Fastbreak
Chief Losses—Eddie Palubinskas (G) 18.4; Collis Temple (C) 15.0; Wade Evans (F) 4.0
Top Returnees—Glenn Hansen (6-5 G-F) 19.4; Ed LeBlanc (6-8 C) 6.8; Mike Darnall (6-2 G) 6.5; Frank LeFevre (6-10 C) 5.1
Best Newcomers—Kenny Higgs (6-1 G); Floyd Bailey (6-6 F); Evan Robinson (6-4 F)

OUTLOOK: Glenn Hansen, a 6-5 All-SEC forward, is the main hope for coach Dale Brown's Tigers, who lost two seasoned veterans in Eddie Palubinskas and Collis Temple, and sometime starter Wade Evans to graduation. The Tigers will be young, with seniors Mike Darnall and Randy Herring joining Hansen. Three juniors, four sophomores and five freshmen complete the squad.

GEORGIA

10th Game—at Athens—Monday, Jan. 6

19th Game—at Lexington—Saturday, Feb. 8

Site—Georgia Coliseum (10,400) Athens
Memorial Coliseum (11,500) Lexington
Location—Athens, Ga.
Enrollment—20,500
Conference—Southeastern
Nickname—Bulldogs
Colors—Red and Black
Athletic Director—Joel Eaves
Publicist—Dan Magill
1973-74 Record—Won 6, Lost 20
(Conf. Finish—10th)

Tipoff—8:00 p.m. EST
Tipoff—7:30 p.m. EST
Series—UK leads 51-8 since '21
Last Game—86-72 UK (A) in '74
Biggest Win Margin—
UK 77 (143-66) in '56
UG 11 (71-60) in '50
Records at Site—
UK 15-5 at Athens
UG 1-23 at Lexington
Hall Record—Won 4, Lost 0

COACH—John Guthrie (1 Year at Georgia—Won 6, Lost 20—Pct. 23.1)

Offense—Multiple
Chief Losses—Charlie Anderson (F) 14.4
Top Returnees—Billy Magarity (6-5 F) 16.8; Bryan Drafts (6-3 G) 6.0; Tim Goski (6-0 G) 7.1; Steve Waxman (6-9 C) 6.8
Best Newcomers—Jacky Dorsey (6-7 F); Lucius Foster (6-10 C); Greg Keith (6-0 G) Anthony Flanagan (6-3 G)

OUTLOOK: The basketball outlook at Georgia is definitely on the upswing for second year coach John Guthrie, who put together one of the country's top recruiting efforts this year in signing four prep All-America's to go with nine returning lettermen. In fact, the Bulldogs lost only one player, forward Charlie Anderson, to graduation. The 'Dogs are stable at guards with Bryan Drafts and Tim Goski, and could be absolutely awesome on the frontline with the likes of freshman Jacky Dorsey (6-7, 29 ppg) to complement veterans James Johnson (6-7) and Steve Waxman (6-9). Freshman Lucius Foster (6-10) could solve a lot of problems at center if he can work out academic problems first.

AUBURN

11th Game—at Auburn—Saturday, Jan. 11

20th Game—at Lexington—Monday, Feb. 10

Site—Memorial Coliseum (13,000) Auburn
Memorial Coliseum (11,500) Lexington

Tipoff—2:00 p.m. CST
Tipoff—7:30 p.m. EST

Location—Auburn, Ala.
Enrollment—15,705
Conference—Southeastern
Nickname—Tigers
Colors—Orange and Blue
Athletic Director—Lee Hayley
Publicist—Buddy Davidson
1973-74 Record—Won 10, Lost 16
(Conf. Finish—9th)

Series—UK leads 34-6 since '21
Last Game—99-97 OT AU (A) in '74
Biggest Win Margin—
UK 66 (84-18) in '47
AU 19 (88-69) in '65
Records at Site—
UK 9-5 at Auburn
AU 0-17 at Lexington
Hall Record—Won 3, Lost 1

COACH—Bob Davis (1 Year at Auburn—Won 10, Lost 16—Pct. 38.4)

Offense—Fast Break

Defense—Man-to-Man

Chief Losses—Mike Christian (G) 14.1; Bob Osberry (F) 9.7

Top Returnees—Eddie Johnson (6-2 G) 21.8; Pepto Bolden (6-7 C) 10.5; Gary Redding (6-6 F) 12.0; Bob Bond (6-8 F) 5.3

Best Newcomers—Mike Mitchell (6-8 C); Wayne Bracy (6-1 G); Stan Pietkiewicz (6-5 G)

OUTLOOK: Tiger coach Bob Davis accomplished two goals he set for last year—to stay out of the SEC cellar and achieve double figures in the win column. Now, he is likely to accomplish whatever goals he sets for this year since he returns four starters, two other lettermen, and a fine crop of freshmen which includes five prep All-America's. The Tigers will be young—NO seniors—but the talent and depth is there for Davis to work into a contender. Eddie Johnson led in conference scoring (21.8) as a freshman and set AU records in scoring average and total points (567). Pepto Bolden led the SEC with 12.3 rebounds and was sixth in shooting percentage. Basketball is on the upward swing at Auburn.

TENNESSEE

12th Game—at Lexington—Monday, Jan. 13

21st Game—at Knoxville—Saturday, Feb. 15 .

Site—Memorial Coliseum (11,500) Lexington

Stokely Center (12,700) Knoxville

Location—Knoxville, Tenn.

Enrollment—23,000

Conference—Southeastern

Nickname—Volunteers

Colors—Orange and White

Athletic Director—Bob Woodruff

Publicist—Haywood Harris

1973-74 Record—Won 17, Lost 9

(Conf. Finish—Third)

Tipoff—7:30 p.m. EST

Tipoff—8:02 p.m. EST

Series—UK leads 95-39 since '10

Last Game—61-58 UK (H) in '74

Biggest Win Margin—

UK 55 (95-40) in '52

UT 28 (87-59) in '68

Records at Site—

UT 10-53 in Lexington

UK 33-25 in Knoxville

Hall Record—Won 2, Lost 2

COACH—Ray Mears (12 Years at Tennessee—Won 217, Lost 92—Pct. 70.2)

Offense—One-Three-One

Defense—Combination Zone

Chief Losses—Len Kosmalski (C) 16.3; John Snow (G) 16.4

Top Returnees—Ernie Grunfeld (6-5 F) 17.4; Rodney Woods (5-11 G) 9.8

Best Newcomers—Bob Brykalski (7-0 C) 18.0; Mike Jackson (6-2 G) JV 17.9

OUTLOOK: With three starters lost to graduation, Tennessee must look to its bench and to last year's jayvee unit for reinforcements. The nucleus around which Ray Mears' thirteenth Vol team will be built consists of All-SEC 6-5 sophomore forward Ernie Grunfeld, and 5-11 senior point man Rodney Woods. Grunfeld, an extremely competitive player, averaged over 17 points, while playmaker Woods contributed 9.8. Up for grabs are the post jobs, which could be claimed by seven-foot red-shirt Bob Brykalski and 6-6 Doug Ashworth. Mike Jackson and 6-5 Austin Clark will battle for the right wing job. Several promising freshmen will vie for starting posts, including 6-4 prep All-America Bernard King.

MISSISSIPPI

13th Game—at Oxford—Saturday, Jan. 18
22nd Game—at Lexington—Monday, Feb. 17

Site—C. M. "Tad" Smith Coliseum (8,500)
Oxford
Memorial Coliseum (11,500) Lexington
Location—Oxford, Miss.
Enrollment—8,400
Conference—Southeastern
Nickname—Rebels
Colors—Red and Navy Blue
Athletic Director—John Vaught
Publicist—Billy Gates
1973-74 Record—Won 15, Lost 10
(Conf. Finish—Tie for 4th)

Tipoff—2:00 p.m. CST (TV)
Tipoff—7:30 p.m. EST
Series—UK leads 42-4 since '25
Last Game—61-60 UM (A) in '74
Biggest Win Margin—
UK 58 (116-58) in '52
UM 20 (37-17) in '27
Records at Site—
UK 7-2 at Oxford
UM 1-22 at Lexington
Hall Record—Won 2, Lost 2

COACH—Robert (Cob) Jarvis (6 Years at UM—Won 73, Lost 78—Pct. 48.3)

Offense—Two-One-Two
Defense—Multiple Zone and Man-to-Man
Chief Losses—Fred Cox (C) 13.4; Coolidge Ball (F) 11.8; Tom Jordan (G) 8.2
Top Returnees—Dave Shepherd (5-10 G) 14.3; Walter Actwood (6-6½ F) 9.8; Dean Hudson (6-2 G) 7.8
Best Newcomers—Mike Kirk (6-10 C); Harvey Murray (6-5 F); Herb Wright (6-5 F)

OUTLOOK: The loss of five lettermen, three of them three-season regulars, and the absence of a proven big man to handle the post, loom as the major hurdles for coach "Cob" Jarvis to overcome. Matt Meibers, 6-6, and inexperienced soph Mike Kirk, 6-10, are candidates for the center slot. Team scoring leader Dave Shepherd, a senior guard, returns along with All-SEC Frosh Walter Actwood, part-time starter Dean Hudson, and playmaker Bob Mahoney. A pair of JUCO stars, Harvey Murray, MVP in Alabama JUCO play, and Herb Wright, the nation's JUCO rebound leader with 22.9 per game, will give immediate help to an experience weak team.

ALABAMA

14th Game—at Lexington—Monday, Jan. 20
23rd Game—at Tuscaloosa—Saturday, Feb. 22

Site—Memorial Coliseum (11,500) Lexington
Memorial Coliseum (15,043) Tuscaloosa
Location—Tuscaloosa, Ala.
Enrollment—13,835
Conference—Southeastern
Nickname—Crimson Tide
Colors—Crimson and White
Athletic Director—Paul Bryant
Publicist—Charley Thornton
1973-74 Record—Won 22, Lost 4
(Conf. Finish—Tie for First)

Tipoff—7:30 p.m. EST
Tipoff—2:00 p.m. CST
Series—UK leads 56-15 since '23
Last Game—94-71 UA (H) in '74
Biggest Win Margin—
UK 42 (74-32) in '49
UA 24 (101-77) in '56
Records at Site—
UA 4-30 at Lexington
UK 15-8 at Tuscaloosa
Hall Record—Won 2, Lost 2

COACH—C. M. Newton (6 Years at UA—Won 84, Lost 74—Pct. 53.8)

Offense—Fast Break
Defense—Man-to-Man
Chief Losses—Ray Odums (G) 12.6
Top Returnees—Charles Cleveland (6-5 G) 17.1; Leon Douglas (6-10 C) 15.2; Charles Russell (6-5 F) 11.0; T. R. Dunn (6-4 F) 9.4; Rickey Brown (6-9 F-C) 7.3
Best Newcomers—Anthony Murray (6-3 G)

OUTLOOK: Alabama will be more experienced and physically stronger than last year, but they may not be quite as quick with the loss of three-year starter Ray Odums. Bama coach C. M. Newton could counter Odum's loss by moving sophomore T. R. Dunn to guard

with Charles Cleveland and sixth man Rickey Brown to forward rather than doubling him at center. Huge Leon Douglas is set for his third year at center while top defensiveman and jumper Charles Russell is back at forward. Bama's success with freshmen could continue another year with 6-3 guard Anthony Murray waiting for his chance to perform on the collegiate level.

FLORIDA

15th Game—at Lexington—Saturday, Jan. 25

24th Game—at Gainesville—Monday, Feb. 24

Site—Memorial Coliseum (11,500) Lexington

Alligator Alley (5,454) Gainesville

Location—Gainesville, Fla.

Enrollment—24,400

Conference—Southeastern

Nickname—Gators

Colors—Orange and Blue

Athletic Director—Ray Graves

Publicist—Norm Carlson

1973-74 Record—Won 15, Lost 11

(Conf. Finish—Tie for Fourth)

COACH—John Lotz (1 Year at UF—Won 15, Lost 11—Pct. 57.7)

Tipoff—7:30 p.m. EST

Tipoff—7:30 p.m. EST

Series—UK leads 33-9 since '27

Last Game—75-65 UF (H) in '74

Biggest Win Margin—

UK 56 (87-31) in '48

UF 18 (96-78) in '68

Records at Site—

UF 2-15 at Lexington

UK 11-6 at Gainesville

Hall Record—Won 3, Lost 1

Offense—Fast Break

Defense—Tight Man-to-Man

Chief Losses—Steve Williams (F) 8.0; Mark Thompson (F) 3.8; Tim Fletcher (G) 2.9

Top Returnees—Chip Williams (6-8 C) 20.6; Gene Shy (6-5 F) 17.8; Bruno Caldwell (6-2 G)

10.9; Mike Lederman (6-1 G) 7.4

Best Newcomers—Roger Rome (6-6 F); Bob Smyth (6-7 F); Larry Brewster (6-10 C)

OUTLOOK: Florida returns nine lettermen including four starters and All-SEC center Chip Williams, who was third in SEC scoring (20.6) and rebounding (11.1). Gene Shy, a 6-5 forward and second leading team scorer (17.8) returns with guards Bruno Caldwell and Mike Lederman, with reserve Don Bostic giving excellent relief help. Second year coach John Lotz expects the Gators to be better this year with his system fully developed with returning personnel. Lotz had what he considers an excellent recruiting year with four "fierce competitors" who should push those ahead of them. Two injury red-shirts, Roger Rome and Bob Smyth, depending on their state of recovery, are expected to jump right into the thick of things.

VANDERBILT

16th Game—at Nashville—Monday, Jan. 27

25th Game—at Lexington—Saturday, Mar. 1

Site—Memorial Gym (15,581) Nashville

Memorial Coliseum (11,500) Lexington

Location—Nashville, Tenn.

Enrollment—7,000

Conference—Southeastern

Nickname—Commodores

Colors—Black and Gold

Athletic Director—Clay Stapleton

Publicist—Ron Barnes

1973-74 Record—Won 23, Lost 5

(Conf. Finish—Tie for First)

COACH—Roy Skinner (14 Years at VU—Won 247, Lost 113—Pct. 68.6)

Tipoff—7:30 p.m. CST

Tipoff—2:00 p.m. EST

Series—UK leads 74-26

Last Game—71-69 VU (A) in '74

Biggest Win Margin—

UK 69 (98-29) in '47

VU 17 (82-65) in '74

Records at Site—

UK 31-13 at Nashville

VU 12-39 at Lexington

Hall Record—Won 0, Lost 4

Offense—Controlled Fast Break

Defense—Man-to-Man

Chief Losses—Jan van Breda Kolff (C) 10.9; Terry Compton (F) 14.8; Lee Fowler (F) 8.7; Bill Ligon (F-G) 8.9

Top Returnees—Jeff Fosnes (6-6 F) 12.6; Butch Feher (6-3 G) 8.5; Joe Ford (6-2 G) 10.6

Best Newcomers—Tom Shultz (6-5 F); Neil Bemenderfer (6-11 C); John Sneed (6-10 C)

OUTLOOK: Three returning starters and a bright recruiting year make for an air of optimism at Vanderbilt despite losing to graduation Jan van Breda Kolff, the 1974 SEC MVP, and two-year All-SEC forward Terry Compton. Three juniors, 6-6 Jeff Fosnes at forward, and guards 6-4 Butch Feher and 6-3 Joe Ford form a solid nucleus to go along with returning reserves, 6-9 center Bob Chess and 6-7 center-forward Mike Moore. Top freshmen are prep stars Tom Shultz (26.1), Neil Bemenderfer (24.9), and John Sneed (16.0).

MISSISSIPPI STATE

17th Game—at Lexington—Saturday, Feb. 1

26th Game—at Starkville—Saturday, Mar. 8

Site—Memorial Coliseum (11,500) Lexington

Bulldog Gym (5,500) Starkville

Location—State College, Miss.

Enrollment—10,010

Conference—Southeastern

Nickname—Bulldogs

Colors—Maroon and White

Athletic Director—Charles N. Shira

Publicist—Bob Hartley

1973-74 Record—Won 16, Lost 10

(Conf. Finish—7th)

Tipoff—7:30 p.m. EST

Tipoff—2:00 p.m. CST

Series—UK leads 41-7 since '21

Last Game—108-69 UK (H) in '74

Biggest Win Margin—

UK 44 (110-66) in '52

MS 8 (66-58) in '59

Records at Site—

MS 3-20 at Lexington

UK 14-3 at State College

Hall Record—Won 4, Lost 0

COACH—Kermit Davis (4 Years at MSU—Won 55, Lost 48—Pct. 53.4)

Offense—Two-Three and One-Three-One

Defense—Zone and Man-to-Man

Chief Losses—Bill Singletary (C) 12.3; Terry Kusnierz (F) 4.7

Top Returnees—Jerry Jenkins (6-7 F) 18.1; Rich Knarr (6-2 G) 15.8; Larry Fry (6-5 F) 13.5

Best Newcomers—Taylor Williams (6-7 F-C) JUCO

OUTLOOK: An air of quiet optimism prevails at State as coach Kermit David hopes his Bulldogs can pick up where they left off last year when they won five of their last six games. All-SEC forward Jerry Jenkins leads four returning starters including guard Rich Knarr, forward Larry Fry, and three players who alternated at guard; Jeff Stroman, Joe Dean and Don Coleman. Davis will have height at center—all he has to do is to develop the talent. At center are Bob Shapiro and David Hudek, both 6-9, and Dale Hathorn, a 7-3 red-shirt.

SERIES SCORES WITH 1974-75 OPPONENTS

Date	Ky.Opp.	Date	Ky.Opp.	Date	Ky.Opp.
NORTHWESTERN (6-0)		12-30-46 (S-Bowl) 31 37		12- 4-54 (H) ... 74 58	
12-15-62 (H) .. 71 60		3-26-49 (NCAA) 46 36		1-17-55 (A) ... 64 62	
12- 7-63 (A) .. 95 63				12- 3-55 (A) ... 62 52	
12-11-65 (H) .. 86 75		VILLANOVA (2-0)		1-14-56 (H) ... 107 65	
12-10-66 (A) .. 118 116		3-21-49 (NCAA) 85 72		1-12-57 (A) ... 51 46	
12- 1-70 (A) .. 115 100		12-29-49 (S-Bowl) *57 56		1-11-58 (H) ... 97 52	
12- 1-71 (H) .. 94 85				1-10-59 (A) ... 76 61	
MIAMI (Ohio) (14-4)		KANSAS (5-1)		1- 9-60 (H) ... 77 46	
1-12-06 (H) .. 10 15		12-16-50 (H) ... 68 39		1-13-61 (A) ... 59 73	
2-17-06 (A) .. 10 29		12-14-59 (A) ... *77 72		1-12-62 (H) ... 84 63	
1-19-12 (H) .. 31 14		12- 6-69 (H) ... 115 85		1-11-63 (A) ... 63 56	
2-27-13 (H) .. 26 16		12- 4-71 (A) ... 79 69		1-10-64 (H) ... 103 84	
3- 8-19 (H) .. 14 38		12-23-72 (H) ... 77 71		1- 9-65 (A) ... 79 66	
12-20-27 (H) .. 31 36				1-24-66 (H) ... 111 85	
12-21-28 (H) ***43 42		12- 3-73 (A) ... 63 71		1-28-67 (H) ... 102 72	
12-20-29 (H) .. 35 20				2- 4-67 (A) ... 105 84	
12- 6-41 (H) .. 35 21		NOTRE DAME (22-14)		1-27-68 (A) ... 121 95	
12-16-46 (H) .. 62 49		1-12-29 (A) ... 19 16		9- 3-68 (H) ... 109 96	
1- 5-48 (A) .. 67 53		2-10-36 (A) ... 20 41		1-25-69 (A) ... 108 96	
3-14-58 (NCAA) 94 70		1- 5-37 (LV) .. 28 41		2-22-69 (H) ... 103 89	
1- 2-61 (H) .. 70 58		1-15-38 (A) ... 37 47		1-24-70 (H) ... 109 96	
12- 2-61 (H) .. 93 61		1-14-39 (LV) .. 37 42		2-21-70 (A) ... 121 105	
12- 2-68 (A) .. 86 77		1-13-40 (A) ... 47 52		1-23-71 (A) ... 82 79	
3-15-69 (NCAA) 72 71		1- 4-41 (LV) .. 47 48		2-20-71 (H) ... 110 73	
12-29-69 (H) .. 80 58		7- 7-42 (A) ... 43 46		1-29-72 (H) ... 89 71	
12- 1-73 (H) .. 81 68		1-23-43 (LV) .. 60 55		2-26-72 (A) ... 71 88	
INDIANA (5-10)		1- 8-44 (LV) .. 55 54		1-27-73 (A) ... 86 71	
12-18-24 (H) .. 18 20		1-27-45 (LV) .. *58 59		2-24-73 (H) ... 94 76	
1- 5-25 (A) .. 23 34		1-26-46 (A) ... 47 56		1- 5-74 (A) ... 84 95	
12-21-26 (H) .. 19 38		2- 1-47 (LV) ... 60 30		2- 4-74 (H) ... 73 70	
2- 4-28 (A) .. 29 48		2- 2-48 (A) ... 55 64		GEORGIA (51-8)	
12-30-40 (S-Bowl) 45 48		1-29-49 (LV) .. 62 38		3- 1-21 (SIAA) 20 19	
12-23-42 (LV) .. 52 58		1-23-50 (A) ... 51 64		2- 3-23 (H) ... 19 23	
12-11-43 (LV) .. 66 41		1-15-51 (H) ... 69 44		2- 7-25 (A) ... 24 28	
12-16-44 (LV) .. 61 43		2- 2-52 (N) ... 71 66		2-28-25 (SC) ... 31 32	
12-18-65 (UKIT) 91 56		3-15-58 (NCAA) 89 56		2-15-26 (A) ... 22 18	
12-13-69 (H) .. 109 92		2-14-59 (N) ... 71 52		2-27-26 (SC) .. 39 34	
12-12-70 (A) .. *95 93		2-13-60 (H) ... 68 65		2-15-28 (SC) .. 33 16	
12-11-71 (LV) **89 90		12- 7-60 (LV) .. 68 62		3- 2-29 (SC) ... 24 26	
12- 9-72 (A) .. 58 64		12-30-61 (LV) .. 100 53		2- 1-30 (A) ... 22 21	
3-17-73 (NCAA) 65 72		12-29-62 (LV) .. 78 70		2-14-30 (H) ... 36 23	
12- 8-73 (LV) .. 68 77		12-28-63 (LV) .. 101 81		2-13-31 (A) ... 16 25	
NORTH CAROLINA (5-10)		12-29-64 (LV) .. 97 111		3- 2-40 (SEC) . 51 43	
2-29-24 (SIAA) 20 41		12-29-65 (LV) .. 103 69		1-19-41 (A) ... 51 26	
1- 4-29 (H) .. 15 25		12-31-66 (LV) .. 96 85		1-31-42 (H) ... 55 38	
2-27-32 (SC) .. 42 43		12-30-67 (LV) .. 81 73		1-18-43 (A) ... 60 28	
1- 9-50 (H) ... 83 44		12-28-68 (LV) .. 110 90		2-26-43 (SEC) . 59 30	
12-18-59 (UKIT) 76 70		12-27-68 (LV) .. 102 100		3- 2-44 (SEC) . 57 29	
12-13-60 (N) ... 70 65		3-12-70 (NCAA) 109 99		1-29-45 (H) ... 73 37	
12-16-72 (H) ... 66 68		12-29-70 (LV) .. 92 99		1-21-47 (A) ... 84 45	
12- 9-63 (H) ... 100 80		12-28-71 (LV) .. 86 67		2-10-47 (H) ... 81 40	
12- 7-64 (N) ... 67 82		12-30-72 (LV) .. 65 63		1-20-48 (A) ... 88 51	
12-13-66 (H) ... 55 64		12-29-73 (LV) .. 79 94		2-21-49 (H) ... 95 40	
12-12-67 (N) ... 77 84		LOUISIANA STATE (38-3)		1-17-50 (A) ... 60 71	
12- 7-68 (H) ... 77 87		2-27-33 (SEC) . 51 38		1-28-50 (H) ... 88 56	
12- 8-69 (A) ... 94 87		2-26-37 (SEC) . 57 37		3- 3-50 (SEC) . 79 63	
12-11-72 (LV) .. 70 78		3- 3-39 (SEC) . 53 34		2-23-51 (H) ... 88 41	
12-10-73 (N) ... 84 101		3- 3-44 (SEC) . 55 28		1-16-52 (LV) .. 99 55	
WASHINGTON STATE (0-0)		3- 2-45 (SEC) . 68 37		2- 4-54 (H) ... 106 55	
OKLAHOMA STATE (2-1)		3- 2-46 (SEC) . 59 36		2- 6-54 (LV) .. 100 68	
3-26-44 (NIT) . 45 29		3- 5-48 (SEC) . 63 47		2- 9-55 (H) ... 86 40	
		1-31-51 (A) ... 81 59		2-27-56 (LV) .. 143 66	
		1- 5-52 (H) ... 57 47		1-30-57 (H) ... 84 53	
		3- 1-52 (SEC) . 44 43		1-29-58 (N) ... 74 55	
		3- 9-54 (N) ... 63 56		1-29-59 (H) ... 108 55	

* Overtime Period.

Date	Ky.Opp.	Date	Ky.Opp.	Date	Ky.Opp.
1-27-60 (N) ...	84 60	2- 7-12 (H) ...	27 15	1-20-45 (A) ...	34 35
2- 7-61 (H) ...	74 67	2-11-14 (H) ...	20 14	2-17-45 (H) ...	40 34
1-31-62 (N) ...	86 59	2-12-14 (H) ...	20 18	3- 3-45 (SEC) .	39 35
1-31-63 (H) ...	74 67	2- 5-15 (A) ...	21 36	1-19-46 (A) ...	50 32
2- 3-64 (A) ...	103 83	2- 6-15 (A) ...	22 27	2-16-46 (H) ...	54 34
1-25-65 (A) ...	102 82	2-17-15 (H) ...	22 13	1-18-47 (A) ...	54 39
2- 1-65 (H) ...	96 64	2-18-15 (H) ...	20 18	2-15-47 (H) ...	61 46
1-10-66 (A) ...	*69 65	2-23-16 (H) ...	17 28	1-17-48 (A) ...	65 54
2- 5-66 (H) ...	74 50	2- 9-17 (H) ...	20 23	2-14-48 (H) ...	69 42
1-16-67 (A) ...	40 49	2-10-17 (H) ...	19 22	3- 6-48 (SEC) .	70 47
2-20-67 (H) ...	101 76	3- 2-17 (A) ...	26 27	1-15-49 (A) ...	66 51
1-15-68 (H) ...	104 73	3- 3-17 (A) ...	10 30	2- 8-49 (H) ...	71 56
2-19-68 (A) ...	106 87	2- 7-18 (H) ...	33 26	3- 5-49 (SEC) .	83 44
1-13-69 (H) ...	88 67	2- 8-18 (H) ...	40 12	1-14-50 (A) ...	53 66
2-17-69 (A) ...	85 77	3- 1-18 (A) ...	29 18	2-11-50 (H) ...	79 52
1-12-70 (A) ...	72 71	3- 2-18 (A) ...	32 20	3- 4-50 (SEC) .	95 58
2-16-70 (H) ...	116 86	2- 7-19 (A) ...	22 40	1-20-51 (A) ...	70 45
1-11-71 (H) ...	79 66	2-28-19 (H) ...	30 14	2-17-51 (H) ...	86 61
2-15-71 (A) ...	107 95	2- 5-20 (H) ...	24 29	1-19-52 (A) ...	65 56
1-17-72 (A) ...	73 85	2- 7-20 (H) ...	26 27	2-16-52 (H) ...	95 40
2-21-72 (H) ...	87 63	2-27-20 (A) ...	25 28	3- 1-52 (SEC) .	81 66
1-15-73 (H) ...	89 68	2-28-20 (A) ...	36 25	1-22-54 (A) ...	97 71
9-19-73 (A) ...	99 86	1-20-23 (A) ...	26 30	2-18-54 (H) ...	90 63
1- 7-74 (H) ...	80 74	2-10-23 (H) ...	23 28	1-22-55 (A) ...	84 66
2- 9-74 (A) ...	86 72	1-18-24 (A) ...	13 20	3- 5-55 (H) ...	104 61
AUBURN (34-6)		2- 9-25 (A) ...	35 22	1-21-56 (A) ...	95 68
1-29-21 (H) ...	40 25	2-18-25 (H) ...	26 21	3- 3-56 (H) ...	101 77
2- 8-26 (H) ...	35 26	2-12-26 (A) ...	51 17	1-19-57 (A) ...	97 72
2-28-42 (SEC) .	40 31	2-18-26 (H) ...	27 21	3- 2-57 (H) ...	93 75
2-28-46 (SEC) .	69 24	1-21-27 (A) ...	14 19	1-18-58 (H) ...	77 68
2-28-47 (SEC) .	84 18	2-19-27 (H) ...	21 30	3- 1-58 (A) ...	77 66
3- 4-49 (SEC) .	70 39	1-28-28 (H) ...	48 18	1-17-59 (H) ...	79 58
1- 5-51 (H) ...	79 35	2- 9-28 (A) ...	43 16	2-28-59 (A) ...	69 56
3- 2-51 (SEC) .	84 54	1-17-29 (A) ...	35 29	1-16-60 (H) ...	78 68
1-30-52 (A) ...	88 48	1-19-29 (H) ...	27 22	2-27-60 (A) ...	63 65
2-27-54 (N) ...	109 79	1-18-30 (H) ...	23 20	1-21-61 (H) ...	83 54
2-28-55 (H) ...	93 59	1-31-30 (A) ...	24 29	3- 4-61 (A) ...	68 61
2- 4-56 (N) ...	82 81	1-10-31 (H) ...	31 23	12-22-61 (UKIT)	96 69
2-25-57 (H) ...	103 85	1-31-31 (A) ...	*36 32	1-15-62 (A) ...	95 82
2-24-58 (N) ...	63 64	1-16-32 (A) ...	29 28	3-10-62 (H) ...	90 59
2-21-59 (H) ...	75 56	2-13-32 (H) ...	41 27	1-19-63 (N) ...	*69 78
2-20-60 (A) ...	60 61	1-14-33 (A) ...	42 21	3- 2-63 (A) ...	55 63
2-27-61 (H) ...	77 51	1-28-33 (H) ...	44 23	1-18-64 (H) ...	66 57
2-26-62 (A) ...	63 60	1-13-34 (A) ...	44 23	2-29-64 (A) ...	42 38
2-23-63 (H) ...	78 59	1-27-34 (H) ...	53 26	1-16-65 (A) ...	58 77
2-22-64 (N) ...	99 79	1-26-35 (H) ...	48 21	2-27-65 (H) ...	61 60
1-18-65 (H) ...	73 67	2-16-35 (A) ...	38 36	2-26-66 (H) ...	78 64
2-20-65 (A) ...	69 88	1-25-36 (H) ...	40 31	3- 5-66 (A) ...	62 69
1-29-66 (h) ...	115 78	2-15-36 (A) ...	28 39	1-23-67 (H) ...	**50 52
9-12-66 (A) ...	77 64	3- 1-36 (SEC) .	28 39	2-13-67 (A) ...	57 76
1-21-67 (H) ...	60 58	1-23-37 (H) ...	43 26	1-22-68 (A) ...	59 87
2-27-67 (A) ...	49 60	2-13-37 (A) ...	24 26	2-12-68 (H) ...	60 59
1-20-68 (A) ...	73 74	3- 1-37 (SEC) .	39 25	1-18-69 (A) ...	69 66
2-26-68 (H) ...	89 57	1-22-38 (N) ...	52 27	3- 8-69 (H) ...	84 69
2- 3-69 (H) ...	105 93	2-26-38 (A) ...	29 26	1-17-70 (H) ...	68 52
3- 3-69 (A) ...	90 86	1-21-39 (H) ...	29 30	3- 7-70 (A) ...	86 69
2- 2-70 (A) ...	84 83	2-18-39 (A) ...	**36 34	1-16-71 (A) ...	71 75
3- 2-70 (H) ...	102 81	3- 4-39 (SEC) .	46 38	3- 6-71 (H) ...	84 78
2- 1-71 (H) ...	114 76	1-20-40 (H) ...	35 26	1-22-72 (H) ...	72 70
3- 1-71 (A) ...	102 83	2-17-40 (A) ...	23 27	3- 9-72 (A) ...	67 66
2- 7-72 (A) ...	78 72	3- 1-40 (SEC) .	30 29	1-20-73 (A) ...	64 65
3- 6-72 (H) ...	102 67	1-18-41 (A) ...	22 32	3- 8-73 (H) ...	86 81
2- 5-73 (H) ...	88 57	2-15-41 (H) ...	37 28	1-14-74 (A) ...	54 67
3- 3-73 (A) ...	91 79	3- 2-41 (SEC) .	33 36	2-26-74 (H) ...	61 58
1-12-74 (H) ...	79 58	1-17-42 (A) ...	40 46	MISSISSIPPI (42-4)	
2-11-74 (A) ...	*97 99	2-14-42 (A) ...	36 33	1- 9-25 (H) ...	26 23
TENNESSEE (95-39)		1-16-43 (A) ...	30 28	2-11-27 (H) ...	17 37
2-16-10 (H) ...	20 5	2-13-43 (H) ...	53 29	2-27-28 (SC) ..	28 41
		2-28-43 (SEC) .	30 33		

* Overtime Period.

Date	Ky.Opp	Date	Ky.Opp.	Date	Ky.Opp.
2-22-29 (H) ...	35 30	2- 6-43 (H) ...	67 41	12-17-66 (H) ...	75 78
2-23-29 (H) ...	32 24	3- 3-45 (SEC) .	52 41	1-14-67 (A) ...	72 89
2-25-33 (SEC) .	49 31	3- 2-46 (SEC) .	59 30	12- 4-67 (H) ...	99 76
3- 2-39 (SEC) .	49 30	2- 3-47 (A) ...	48 37	1-13-68 (A) ...	78 96
2-10-41 (H) ...	60 41	2-17-47 (H) ...	63 33	1-11-69 (H) ...	88 67
2-27-41 (SEC) .	62 52	2- 5-48 (A) ...	41 31	2-15-69 (A) ...	81 82
2-27-42 (SEC) .	59 32	2-16-48 (H) ...	63 33	1-10-70 (A) ...	88 69
2- 3-49 (N) ...	75 45	2- 2-49 (A) ...	56 40	2-14-70 (H) ...	110 66
2-16-49 (H) ...	85 31	2-14-49 (H) ...	74 32	1- 9-71 (H) ...	101 75
2- 4-50 (N) ...	61 55	2- 2-50 (A) ...	66 64	2-13-71 (A) ...	65 74
2-15-50 (H) ...	90 50	2-13-50 (H) ...	77 57	1-15-72 (A) ...	70 72
2- 3-51 (N) ...	86 39	1-13-51 (H) ...	65 48	2-19-72 (H) ...	95 68
1- 2-52 (N) ...	116 58	1-26-52 (A) ...	71 67	1-13-73 (H) ...	95 65
2- 6-52 (H) ...	81 61	3- 1-54 (A) ...	68 43	2-17-73 (A) ...	94 83
2-13-54 (H) ...	88 62	2-28-55 (H) ...	66 52	1-26-74 (A) ...	91 82
2- 5-55 (N) ...	84 66	2-25-56 (N) ...	77 101	2-25-74 (H) ...	65 75
2-11-56 (H) ...	88 49	2-23-57 (H) ...	79 60		
2- 8-57 (N) ...	75 69	2-22-58 (N) ...	*45 43		
2- 8-58 (H) ...	96 65	2-23-59 (H) ...	39 32		
2- 7-59 (N) ...	97 72	2-22-60 (N) ...	75 55		
2- 6-60 (H) ...	61 43	2-25-61 (H) ...	80 53		
2-11-61 (N) ...	74 60	2-24-62 (A) ...	73 65		
2-10-62 (H) ...	83 60	2-25-63 (H) ...	80 63		
2- 9-63 (N) ...	75 69	2-24-64 (A) ...	59 65		
2- 8-64 (H) ...	102 59	2-22-65 (A) ...	71 75		
2- 6-65 (H) ...	102 65	3- 1-65 (H) ...	78 72		
2-21-66 (A) ...	108 65	1-31-66 (H) ...	82 62		
1-30-67 (H) ...	96 53	2-14-66 (A) ...	90 67		
2- 6-67 (A) ...	79 70	2-25-67 (A) ...	71 81		
1-29-68 (A) ...	85 76	3- 6-67 (H) ...	110 78		
2- 5-68 (H) ...	78 62	1- 8-68 (A) ...	84 76		
1- 4-69 (A) ...	69 59	2-24-68 (A) ...	96 83		
2- 2-69 (H) ...	104 68	1-27-69 (A) ...	83 70		
1- 3-70 (H) ...	95 73	2-24-69 (H) ...	108 79		
2- 7-70 (A) ...	120 85	1-26-70 (H) ...	86 71		
1- 2-71 (A) ...	103 95	2-23-70 (A) ...	98 89		
2- 6-71 (H) ...	121 86	1-25-71 (A) ...	86 73		
1- 8-72 (H) ...	93 82	2-22-71 (H) ...	101 74		
2-12-72 (A) ...	90 82	1-31-72 (H) ...	77 74		
1- 6-73 (A) ...	58 61	2-28-72 (A) ...	70 73		
2-10-73 (H) ...	88 70	1-29-73 (A) ...	95 93		
1-19-74 (H) ...	93 64	2-26-73 (H) ...	111 95		
2-18-74 (A) ...	60 61	1-21-74 (A) ...	77 81		
		2-23-74 (H) ...	71 94		
ALABAMA (56-15)		FLORIDA (33-9)		VANDERBILT (74-26)	
1-25-23 (H) ...	35 45	1- 3-27 (H) ...	43 36	2-22-12 (H) ...	28 17
2- 5-25 (A) ...	15 24	3- 2-31 (SC) ...	56 36	2-23-12 (H) ...	22 18
2- 1-26 (H) ...	27 16	2-26-33 (SEC) .	48 24	2-19-13 (H) ...	17 24
1-26-29 (H) ...	26 27	2-24-34 (SEC) .	32 38	2-20-13 (H) ...	42 29
2- 8-32 (H) ...	50 22	2-26-42 (SEC) .	42 36	2-12-15 (H) ...	34 39
2-13-33 (N) ...	35 21	3- 1-45 (SEC) .	57 35	3-13-15 (H) ...	36 24
2- 1-34 (N) ...	33 28	3- 1-46 (SEC) .	69 32	2- 4-16 (H) ...	25 39
2- 8-34 (H) ...	26 21	3- 4-48 (SEC) .	87 31	2- 5-16 (H) ...	20 23
2- 1-35 (N) ...	33 26	3- 3-49 (SEC) .	73 36	2-14-19 (H) ...	26 36
2-11-35 (H) ...	25 16	12-14-50 (H) ...	85 37	2-22-21 (H) ...	39 18
2- 3-36 (A) ...	32 30	1-12-52 (A) ...	99 52	1-18-22 (A) ...	12 22
2- 7-36 (H) ...	40 34	2- 8-54 (A) ...	97 55	1- 1-24 (H) ...	33 13
2- 1-37 (N) ...	38 27	2- 3-55 (H) ...	87 63	2-20-26 (H) ...	30 20
2-10-37 (H) ...	31 34	2- 6-56 (A) ...	81 70	1-15-27 (H) ...	32 48
1-31-38 (N) ...	57 31	2- 2-57 (H) ...	88 61	1-14-28 (H) ...	43 23
2-12-38 (H) ...	27 21	1-31-58 (A) ...	78 56	2- 8-28 (A) ...	54 29
1-28-39 (N) ...	38 41	1-31-59 (H) ...	94 51	1-21-31 (A) ...	42 37
2- 1-39 (H) ...	45 27	1-29-60 (A) ...	75 62	2-20-31 (H) ...	43 23
1-27-40 (N) ...	32 36	2- 4-61 (H) ...	89 68	2-10-32 (A) ...	61 37
2-10-40 (H) ...	46 18	2- 2-62 (A) ...	81 69	2-20-32 (H) ...	31 32
2- 3-41 (A) ...	38 36	2- 2-63 (H) ...	94 71	1-31-33 (A) ...	40 29
2- 8-41 (H) ...	46 38	2- 1-64 (A) ...	77 72	2-18-33 (H) ...	45 28
3- 1-41 (SEC) .	39 37	1-23-65 (A) ...	68 84	2- 2-34 (A) ...	48 26
2- 2-42 (A) ...	35 41	1-30-65 (H) ...	78 61	2-17-34 (H) ...	47 27
2- 9-42 (H) ...	50 34	1- 8-66 (A) ...	78 64	2- 2-35 (A) ...	58 22
3- 1-42 (SEC) .	36 34	2- 7-66 (H) ...	85 75	3- 2-35 (H) ...	53 19
1-30-43 (A) ...	32 41			2- 1-36 (A) ...	23 32
				2-24-36 (H) ...	61 41
				1-30-37 (A) ...	41 26
				2-20-37 (H) ...	51 19
				1-29-38 (A) ...	42 19
				2-21-38 (H) ...	48 24
				1-30-39 (A) ...	51 37
				2-25-39 (H) ...	52 27
				1-29-40 (A) ...	32 40
				2-24-40 (H) ...	43 38
				2-29-40 (SEC) .	44 31
				2- 1-41 (A) ...	51 50
				2-24-41 (H) ...	58 31
				1-26-43 (H) ...	39 38
				2- 1-43 (A) ...	54 43
				2- 4-46 (A) ...	59 37
				2- 9-46 (N) ...	64 31
				1-13-47 (A) ...	82 30
				2-21-47 (A) ...	84 41
				2-27-47 (SEC) .	98 29
				2- 9-48 (A) ...	82 51
				2-20-48 (H) ...	79 43
				1-31-49 (A) ...	72 50
				2-26-49 (H) ...	70 37
				1-30-50 (A) ...	58 54
				2-25-50 (H) ...	70 66
				1-27-51 (A) ...	74 49
				2-24-51 (H) ...	89 57

Date	Ky.Opp.	Date	Ky.Opp.	Date	Ky.Opp.
3- 3-51 (SEC) .	57 61	1- 6-68 (A) ...	94 78	2- 2-51 (A) ...	80 60
1-28-52 (A) ...	88 51	3- 2-68 (H) ...	85 80	3- 1-51 (SEC) .	92 70
2-21-52 (H) ...	75 45	2- 1-69 (H) ...	103 89	2-11-52 (H) ...	110 66
1-30-54 (A) ...	85 63	3- 1-69 (A) ...	99 101	2-15-54 (H) ...	81 49
2-22-54 (H) ...	100 64	1-31-70 (A) ...	81 89	2- 7-55 (A) ...	61 56
1-29-55 (A) ...	75 71	2-28-70 (H) ...	90 86	2-15-56 (H) ...	86 65
2-21-55 (H) ...	77 59	1-30-71 (H) ...	102 92	2-11-57 (A) ...	81 89
1-28-56 (A) ...	73 81	2-27-71 (A) ...	119 90	2-10-58 (H) ...	72 62
2-20-56 (H) ...	76 55	1-24-72 (H) ...	106 80	2- 9-59 (A) ...	58 66
1-26-57 (A) ...	91 83	2- 5-72 (A) ...	*85 80	2- 8-60 (H) ...	90 59
2-18-57 (H) ...	80 65	1-22-73 (A) ...	75 76	2-13-61 (A) ...	68 62
1- 6-58 (A) ...	86 81	2- 3-73 (H) ...	76 83	2-12-62 (H) ...	44 49
2-17-58 (H) ...	65 61	1-28-74 (H) ...	65 82	2-11-63 (A) ...	52 56
1- 6-59 (A) ...	66 75	3- 2-74 (A) ...	69 71	2-10-64 (H) ...	65 59
2-18-59 (H) ...	83 71			2- 8-65 (H) ...	74 56
1- 5-60 (A) ...	76 59	MISS. STATE (41-7)		2-19-66 (A) ...	73 69
2-16-60 (H) ...	68 60	2-28-21 (SIAA) .	28 13	2-11-67 (H) ...	*72 77
1- 9-61 (A) ...	62 64	1-26-22 (H) ...	28 21	2-18-67 (A) ...	103 74
2-21-61 (H) ...	60 59	1-14-24 (H) ...	16 17	2-10-68 (A) ...	92 84
3- 9-61 (N) ...	88 67	2-27-25 (SC) ..	31 26	2-17-68 (H) ...	107 81
1- 8-62 (A) ...	77 68	3- 1-26 (SC) ..	26 31	1- 6-69 (A) ...	91 72
2-19-62 (H) ...	87 80	2- 1-29 (A) ...	25 23	2-10-69 (H) ...	91 69
1- 7-63 (A) ...	106 82	2- 2-29 (A) ...	32 14	1- 5-70 (H) ...	111 76
2-18-63 (H) ...	67 69	1-24-30 (H) ...	43 17	2- 9-70 (A) ...	86 57
1- 6-64 (A) ...	83 85	1-25-30 (H) ...	20 14	1- 4-71 (A) ...	79 71
2-17-64 (H) ...	104 73	2-28-33 (SEC) .	46 27	2- 8-71 (H) ...	102 83
1- 5-65 (H) ...	79 97	2-28-36 (SEC) .	41 39	1-10-72 (H) ...	104 76
2-16-65 (A) ...	90 91	2-13-39 (H) ...	39 28	2-14-72 (A) ...	63 55
1-15-66 (H) ...	96 83	2-13-40 (H) ...	45 37	1- 8-73 (A) ...	90 81
2- 2-66 (A) ...	105 90	2-27-43 (SEC) .	52 43	2-12-73 (H) ...	*100 87
1- 5-67 (H) ...	*89 91	1- 4-50 (N) ...	87 55	2- 2-74 (A) ...	82 70
3- 4-67 (A) ...	94 110	3- 2-50 (SEC) .	56 46	3- 4-74 (H) ...	108 69

* Overtime Period.

ALL-TIME KENTUCKY CAGE RECORDS

(Revised to Start of 1974-75 Season)

TEAM RECORDS

Season

- Most Games Played—39* in 1947-48
(Regular Season Only—30* in 1946-47)
- NCAA Most Wins—36* in 1947-48 (Won 36, Lost 3)
(Regular Season Only—28* in 1946-47 (Won 28, Lost 2)
(Conference Play Only—17* in 1969-70)
- Most Losses—13 in 1926-27 (2-13), 1966-67 (13-13) and 1973-74 (13-13)
(For Full Season 20 or More Games—13 in 1966-67) and (1973-74)
(Conference Play Only—10 in 1966-67 (8-10)
- Fewest Wins—1 in 1904-05 (Won 1, Lost 4)
(For Full Season 20 or More Games—13 in 1966-67) and (1973-74)
- Fewest Losses—0 in 1911-12 (9-0) and 1953-54 (25-0)
- Longest Win Streak—25 in 1953-54 (Won 25, Lost 0)
(Conference Play Only—14* in 1950-51, 1951-52, 1965-66. Including Playoff Game,
Kentucky Won 15 Straight in 1953-54)
- Most Consecutive Wins, Conference Play—51* (Jan. 28, 1950-Jan. 8, 1955)
- Longest Losing Steak—9 (Jan. 25 to Feb. 23, 1923)
(Conference Play Only—4 in 1966-67) and (1973-74)
(Rupp-Coached Teams Have Never Lost More Than 3 in Row)
- Most Points—2709* in 28 Games, 1969-70
Regular Season Only—2523 in 26 Games, 1970-71
(Conference Play Only—1728* in 18 Games, 1970-71)
(Most Times 100 or More Points—15 in 1970-71)
(Two Consecutive Games—244 vs. Georgia and Tennessee, 1956)
- Fewest Points—19 in 3 Games, 1903
(For Full Season 20 or More Games—538 in 22 Games 1924-25)
- Greatest Average Scoring Margin—27.2 in 25 Games, 1953-54
(Including Tournament Play—29.9 in 37 Games, 1946-47)
(Conference Play Only—35.9* in 14 Games, 1953-54)
- Highest Scoring Average—96.8 in 28 Games, 1969-70
(Regular Season Only—96.7 in 26 Games, 1970-71)
(Conference Play Only—96.0* in 18 Games, 1970-71)
- Lowest Scoring Average—6.3 in 3 Games, 1903
- Best Winning Percentage—1.000 in 1911-12 (9-0) and 1953-54 (25-0)
(Conference Play Only—1.000 in 1932-33 (8-0) and 10 Other Years. Last 14-0 in
1953-54)
- Worst Season Percentage—.187 on Record 3-13 in 1926-27
(20 Games Minimum—.500 (13-13) in 1966-67 and 1973-74)
- NCAA Most Field Goal Attempts—3645* in 39 Games, 1947-48
(Regular Season—2925 # in 33 Games,
Most Field Goals Made—1099 in 28 Games, 1969-70
(Conference Play Only—710* in 19 Games, 1969-70)
- Highest Field Goal Pct.—50.6 in 28 Games, 1970-71
(Regular Season Only—50.8 in 26 Games, 1970-71)
(Conference Play Only—52.2* in 18 Games, 1970-71)
- Most Free Throws Attempted—865 in 32 Games, 1951-52
(Conference Play Only—425* in 18 Games, 1970-71)

*Also SEC Record

**The 1965-66 Wildcat team scored 2,950 points in 25 regular season, four NCAA and five International Universities Tournament games.

#Recognized As National Record

Most Free Throws Made—579 in 28 Games, 1956-57
 (Conference Play Only—320* in 18 Games, 1970-71)
 Highest Free Throw Pct.—76.7 in 26 Games, 1966-67
 (Regular Season Only—76.7 in 26 Games, 1966-67)
 Most Personal Fouls—764 in 39 Games, 1947-48
 Fewest PF's—307 in 26 Games, 1944-45
 Most Points Allowed—2373 in 28 Games, 1970-71
 (Regular Season Only—2175 in 26 Games, 1970-71)
 Fewest Points Allowed—(9 Game Min.)—137 in 9 games, 1911-12
 (Conference Play Only—182* in 8 Games, 1934-35)
 Most Rebounds—1817* in 32 Games, 1951-52
 (Regular Season Only—1600 in 25 Games, 1950-51)
 Best Rebound Average—64.6* in 25 Games, 1953-54
 Most Wins in Conference—17* in 1969-70

Single Game

Most Points—143* (Kentucky 143 vs. Georgia 66, Feb. 27, 1956)
 (Conference Play Only—Same)
 Most Points, Both Teams—234 Kentucky 118 vs. Northwestern 116 at Evanston, Dec. 10, 1966)
 Conference Play Only—226 (Kentucky 121 vs. LSU 105, Feb. 21, 1970)
 Most Points, Home Floor—121 (Kentucky 121 vs. Mississippi 86, Feb. 6, 1971)
 Most Points on Opponent's Floor—121 (Kentucky 121 vs. LSU, 95, Jan. 27, 1968;
 Kentucky 121 vs. LSU, 105, Feb. 21, 1970)
 Most Points on Neutral Court—143 (Kentucky 143 vs. Georgia 66, Armory, Louisville, Feb. 27, 1956)
 Most Points, One Half—75* (Kentucky 75 vs. Georgia 32, Feb. 27, 1956)
 Fewest Points—1 (Kentucky 1 vs. Georgetown 32 in 1903 and vs. Kentucky U 22 in 1905)
 (Conference Play Only—22 Against Tennessee 32, Jan. 18, 1941)
 Fewest Points, One Half (Modern)—8 (Kentucky 8, Georgia 6 in First Half, Jan. 16, 1967
 Athens)
 Fewest Points, Both Teams—17 (State College 5 vs. Kentucky U. 12 in 1904)
 Biggest Victory Margin—77* (Kentucky 143 vs. Georgia 66, Feb. 27, 1956)
 Smallest Victory Margin—1 (37 One-point Wins. Last, 78-77 over Stanford, Dec. 22, 1974)
 Worst Defeat—68 (Kentucky 19 vs. Centre 87 in 1908-09)
 (CCNY's 39-point Win Over UK in NIT of 1950 Worst Defeat in Modern Records)
 Smallest Margin of Defeat—1 (Tennessee 27 vs. Kentucky 26, March 2, 1917)
 (Also on Record are 31 Other One-Point Losses. Last, Ole Miss 61 vs. Kentucky 60,
 Feb. 18, 1974)
 Most Points in Losing Game—100 vs. Jacksonville, 106 (NCAA) March 14, 1970
 Fewest Points Allowed—5* (Kentucky 26 vs. Tennessee 5 in 1909-10 and Kentucky 38 vs.
 Centre 5 in 1916)
 (Conference Play Only—9* Against Tulane, Dec. 20, 1934)
 Most Points Allowed—116 (Northwestern 116 vs. Kentucky 118 Dec. 10, 1966)
 Most FG Attempted—125* Against Indiana Central, Nov. 29, 1947 (SEC Non-Conference
 Record); Mississippi, Feb. 8, 1964
 (Conference Play Only—125* Against Mississippi, Feb. 8, 1964)
 Most FGA's, Both Teams—209 (Kentucky 125 vs. Mississippi 84, Feb. 8, 1964)
 Fewest FG Attempted—39 Against Georgia, Jan. 16, 1967
 Fewest FGA One Half—15 (2nd Half) vs. Florida, Jan. 30, 1965
 Most Field Goals Scored—60* Against Georgia, Feb. 27, 1956
 Most FG's Scored, Both Teams—96 (UK 50 vs. Northwestern 46, Dec. 10, 1966, and UK 50
 vs. Austin Peay 46, Mar. 15, 1973)
 Conference Play Only—90* UK 52 vs. LSU 38, Jan. 27, 1968, and UK 48 vs. Alabama
 42, Feb. 26, 1973)

*Also Southeastern Conference Record

Best Field Goal Pct.—64.4% vs. Florida (A) Jan. 26, 1974
 (Conference Play Only—64.4% vs. Florida (A) Jan. 26, 1974
 (First Half—72.7% vs. LSU, Jan. 24, 1966)
 (Second Half—71.4% vs. North Carolina, Dec. 17, 1962)
 Lowest Field Goal Percentage—16.3 vs. Ga. Tech (A), Jan. 26, 1960
 Most Free Throws Attempted—55* Against Auburn, Feb. 27, 1954. Made 35.
 Fewest Free Throws Attempted—4 Against Tenn., Jan. 20, 1973, and Indiana, Mar. 17,
 1973
 Most Free Throws Made—46* Against Vanderbilt (A) Jan. 7, 1963. FTA 53.
 Fewest Free Throws Made—3 Against Indiana, Mar. 17, 1973, in 4 Attempts
 Best Free Throw Pct.—1.000 (14 out of 14 vs. Duke, March 3, 1930; 11 out of 11 vs.
 Alabama, Feb. 1, 1934 and Vanderbilt, Mar. 2, 1974; 9 out of 9 vs. Mississippi, Jan. 4,
 1969) 95.5* (21 out of 22 vs. Georgia, Feb. 19, 1973)
 Most Rebounds—108* Against Mississippi, Feb. 8, 1964
 Most Personal Fouls—41* Against Ohio U., Jan. 12, 1948
 (Conference Play Only—37* (Kentucky vs. Auburn, Feb. 27, 1954)
 Most PF's, Both Teams—71* (Kentucky 37 vs. Auburn 34, Feb. 27, 1954)
 (Non-Conference Game—68—Kentucky 41, Ohio U. 27, Jan. 12, 1948)
 Fewest PF's Both Teams—17 (Kentucky 7 vs. SMU 10, Dec. 21, 1956)

NCAA

INDIVIDUAL RECORDS (Season)

Most Points—948 by Dan Issel in 28 Games, 1969-70
 (Regular Season Only—876 by Dan Issel in 26 Games, 1969-70)
 (Conference Play Only—612 by Dan Issel in 18 Games, 1969-70)
 (Soph. Year—608 by Cotton Nash in 26 Games, 1961-62)
 Highest Scoring Average—33.9 by Dan Issel in 28 Games, 1969-70
 (Regular Season Only—33.7 by Dan Issel in 26 Games, 1969-70)
 (Conference Play Only—34.0 by Dan Issel in 18 Games, 1969-70)
 (Soph. Year—23.4 by Cotton Nash in 1961-62)
 Most Rebounds—528* by Cliff Hagan in 32 Games, 1951-52
 (Regular Season Only—447 by Bill Spivey in 25 Games, 1950-51)
 (Conference Play Only—250 by Cliff Hagan in 14 Games, 1951-52)
 Most FG Attempts—667 by Dan Issel in 28 Games, 1969-70
 (Regular Season Only—614 by Dan Issel in 26 Games, 1969-70)
 (Conference Play Only—433 by Dan Issel in 18 Games, 1969-70)
 Most Field Goals Made—369 by Dan Issel in 28 Games, 1969-70
 (Regular Season Only—339 by Dan Issel in 26 Games, 1969-70)
 (Conference Play Only—239 by Dan Issel in 18 Games, 1969-70)
 Most Free Throws Attempted—275 by Dan Issel in 28 Games, 1969-70
 (Regular Season Only—259 by Dan Issel in 26 Games, 1969-70)
 (Conference Play Only—169 by Dan Issel in 18 Games, 1969-70)
 Most Free Throws Made—210 by Dan Issel in 28 Games, 1969-70
 (Regular Season Only—198 by Dan Issel in 26 Games, 1969-70)
 (Conference Play Only—134 by Dan Issel in 18 Games, 1969-70)
 (Consecutive—27 in 6 Games by Louie Dampier, 1966-67)
 Highest Field Goal Pct.—57.7 by Jim Andrews in 28 Games, 1971-72
 (Regular Season Only—58.3 by Jim Andrews in 26 Games, 1971-72)
 (Conference Play Only—59.6 by Jim Andrews in 18 Games, 1971-72)
 Highest Free Throw Pct.—91.8 by Larry Steele in 23 Games, (45-49) 1969-70
 (Regular Season Only—90.9 by Larry Steele in 21 Games, (40-44) 1969-70)
 (Conference Play Only—90.9 by Kent Hollenbeck in 12 Games (40.44) 1970-71)
 Most Assists—129 by Mike Casey in 28 Games, 1968-69

*Also Southeastern Conference Record

#Recognized As National Record

Single Game

- Most Points—53 by Dan Issel (Against Mississippi at Oxford, Feb. 7, 1970)
Most Field Goals Attempted—42 By Bill Spivey (Against Ga. Tech, Feb. 18, 1950. Made 16)
Most Field Goals Made—23 by Dan Issel (Against Mississippi at Oxford, Feb. 7, 1970)
Most Free Throws Attempted—24 By Cliff Hagan (Against Temple, Dec. 5, 1953)
Most Free Throws Made—17 By Cliff Hagan (Against Miss., 1952, and Temple, 1953, and Roger Newman, Ohio State, 1961)
Consecutive Free Throws Made—16* By Cliff Hagan (Against Mississippi, Jan. 2, 1952)
Highest Field Goal Percentage (Min. 10 Made)—90.9 (10 of 11) By Bob Guyette (Against LSU, Jan. 5, 1974)
Highest Free Throw Percentage (Min. 10 Made)—1.000 by Louie Dampier (13 of 13 against Florida, Jan. 30, 1965, and 14 of 14 against Oregon State Dec. 22, 1966) nine other players have 12—1.000% performances. (Min. 15 made)—.944 (17 of 18) by Cliff Hagan against Mississippi, Jan. 2, 1952)
Most Rebounds—34* (SEC non-conference record) by Bob Burrow (Against Temple, Dec. 10, 1955)
Longest Field Goal Made—63 feet, 7½ inches By Cliff Barker (Against Vanderbilt, Feb. 26, 1949 in Alumni Gym). (Other long shots on record include 53 ft., 9½ in. By Ralph Beard Against Tennessee in 1947-48; 53 ft., 6 in. by Linville Puckett Against Miss. State in 1953-54; and 48 ft., 2¼ in. by Red Hagan Against Marquette in 1937-38)

INDIVIDUAL CAREER RECORDS (Varsity Play)

- Most Points—2138 by Dan Issel in 83 Games, 1968-70
(Conference Play Only—1399 by Dan Issel in 54 Games, 1968-70)
Highest Scoring Average—25.7 by Dan Issel, 1968-70
(Conference Play Only—25.9 by Dan Issel in 54 Games, 1969-70)
Most Games Played—139 by Ralph Beard, 1945-49
(Conference Play Only—54 by Dan Issel and Mike Pratt, 1968-70)
Most Consecutive Games Started—120 by Alex Groza, Nov. 28, 1946 to March 26, 1949
(Conference Play Only—54 by Dan Issel and Mike Pratt in 1968-70)
Most Field Goals Attempted—1591 by Dan Issel, 1968-70
(Conference Play Only—1059 by Dan Issel, 1968-70)
Most Field Goals Made—825 by Dan Issel in 83 Games, 1968-70
(Conference Play Only—546 by Dan Issel in 54 Games, 1968-70)
Highest FG Pct.—56.3 By Jim Andrews in 80 Games, 1971-73
(Conference Play Only—56.5 By Jim Andrews in 52 Games, 1971-73)
Most Free Throws Attempted—661 by Dan Issel in 83 Games, 1968-70
(Conference Play Only—405 by Dan Issel in 54 Games, 1968-70)
Most Free Throws Made—488 by Dan Issel in 83 Games, 1968-70
(Conference Play Only—307 by Dan Issel in 54 Games, 1968-70)
Highest FT Pct.—83.5 by Louie Dampier in 80 Games, 1965-67
(Conference Play Only—79.3 by Larry Pursiful in 39 Games, 1960-62)
Most Rebounds—1078 by Dan Issel in 83 Games, 1968-70 (No Rebounds kept prior to 1951)
(Conference Play Only—685 by Dan Issel in 54 Games, 1968-70)
Best Rebound Average—16.1 By Bob Burrow in 51 Games, 1955-56
(Conference Play Only—17.5 By Bob Burrow in 30 Games, 1955-56)
Most Assists—293 By Larry Conley in 81 Games, 1964-66
Most Personal Fouls—296 By Wallace Jones, 1946-49 (Four Seasons)
(For 3 Seasons—294 By Pat Riley, 1965-67)

*Also Southeastern Conference Record

#Recognized As National Record

NCAA TOURNAMENT RECORDS

Most Appearances—21# (1942, 1945, 1948, 1949, 1951, 1952, 1955, 1956, 1957, 1958, 1959, 1961, 1962, 1964, 1966, 1968, 1969, 1970, 1971, 1972, 1973)
Most Points—3746 in 50 Games
Most Games—50#

MISCELLANEOUS RECORDS

Season Opener Consecutive Wins—34
(Kentucky lost first opening game since 1926 in defeat by Va. Tech, Dec. 1, 1962)

Consecutive Home Floor Wins—129# (Jan. 4, 1943 to Jan. 8, 1955)
(First 84 wins in Alumni Gym, remainder in Memorial Coliseum)
(Conference Play Only—70 from Jan. 21, 1939 to Jan. 8, 1955)
(Overall since 1943, Kentucky has been defeated on its home floor only 37 times)
(Most losses at home one season—7 in 1966-67)

Longest Winning Streak—32 (Dec. 5, 1953 to Jan. 8, 1955)

Consecutive Conference Wins—51* (Jan. 28, 1950 to Jan. 8, 1955)
(Excludes tournament and non-SEC games)

Consecutive SEC Losses—4 in 1966-67 and 1973-74 (Lost 3 in row only 9 times, 2 in row only 16 times)

Most SEC Champions—28*
(12 Titles won in tournament play. Title determined by regular season play since 1951. Tied LSU 1935 and 1954, Miss. State 1962, Tennessee 1972.)

Consecutive SEC Championships—9*
(Kentucky held SEC title continuously from 1944 to 1953 when Wildcats were out of competition. The 1952 title represented UK's 6th straight regular season title and 12th win of season race since SEC organized in 1933.)

Attendance Highs—
One Game—18,833 (UK vs. Morehead, NCAA at Louisville, 1961)
Regular Season Game—18,274* (UK vs. Illinois at Louisville, 1958)
Home Game—13,690 (UK vs. LSU, Jan. 24, 1970)
Two Consecutive Games—31,581 in 1973 (15,581 UK-Austin Peay, 16,000 UK-Indiana, NCAA Mideast Regional, Nashville, Tenn.)
Complete Season—325,426 in 28 Games, 1969-70
Home Season—181,295 in 15 Games, 1969-70

Last Overtime Game—Feb. 11, 1974 (Auburn 99, UK 97) (A)
(Last double overtime game—Dec. 11, 1971 (Indiana 90, UK 89) (N)
(Last three-overtime game—Dec. 7, 1957, Kentucky 85, Temple 83)

Most Players on All-Tournament Team—5 (1947 All-SEC Tournament Team and 1965 UK Invitational Tournament Team)

MEMORIAL COLISEUM RECORDS

(Collegiate-Varsity)

Team—Single Game

Consecutive Wins—45 By Kentucky (Dec. 1, 1950 to Jan. 8, 1955)
(Part of Overall National Record of 129 Home Floor Victories)
(Kentucky has lost two in row in Memorial Coliseum only three times and three in row only once—1966-67)

Most Points—121 by Kentucky vs. Mississippi, 86, Feb. 6, 1971

Most Points By UK Opponent—98 (1 OT) By Illinois, Dec. 5, 1966

Biggest Margin of Victory—53 By Kentucky (UK 104 vs. Ga. Tech 51 on Jan. 7, 1956; and UK 108 vs. Georgia 55 on Jan. 29, 1959)

*Also Southeastern Conference Record

#Recognized As National Record

Most Points, Both Teams—207 (Kentucky 121 vs. Mississippi 86, Feb. 6, 1971)
 Biggest Margin of Defeat For Kentucky—23 (Alabama 94, UK 71, Feb. 23, 1974)
 Most Points In One Half—67 By Kentucky in Second Half vs. Auburn, Jan. 29, 1966
 Fewest Points—32 By Alabama (Alabama 32 vs. Kentucky 39 on Feb. 23, 1959)
 Smallest Margin of Victory—Kentucky 77 vs. UCLA 76 on Feb. 17, 1961; UK 61, Tennessee
 60 on Feb. 27, 1965; UK 60, Tennessee 59 on Feb. 12, 1968; Kentucky 78 vs. Stanford
 77 on Dec. 22, 1973
 Smallest Margin of Defeat—1 (Ga. Tech 59 vs. Kentucky 58 on Jan. 8, 1955; St. Louis 71 vs.
 Kentucky 70 on Dec. 10, 1956; Ga. Tech 86 vs. Kentucky 85 in double overtime on
 Jan. 5, 1963; Illinois 98 vs. UK 97 (1 OT) Dec. 5, 1966; Ohio State 82, UK 81, March
 16, 1968)
 Most FGA's, Both Teams—209 (Kentucky 125 vs. Mississippi 84, Feb. 8, 1964)
 Most Field Goals Made—54 by Kentucky vs. Mississippi, Feb. 6, 1971
 Best FG Pct. (Game)—69.2 (18 of 26) By Miss. State vs. Kentucky, Feb. 12, 1962
 Best FG Pct. (First Half)—72.7 (24 of 33) By UK vs. LSU, Jan. 24, 1966
 Best FG Pct. (Second Half)—87.5 (7 of 8) By Miss. State vs. UK, Feb. 12, 1962
 Most Free Throws Attempted—50 By Georgia vs. Kentucky, Feb. 4, 1954, and Georgia
 Tech, Jan. 5, 1957
 Most FTA's, Both Teams—89 (Kentucky 39 vs. Georgia Tech 50 on Jan. 5, 1957)
 Most FT Made—38 By Kentucky vs. Georgia on Jan. 29, 1959; UK 38 vs. Florida, Jan. 30,
 1965
 Most Free Throws Missed—23 By Georgia vs. Kentucky on Feb. 4, 1954
 Most Rebounds—108 By Kentucky vs. Mississippi, Feb. 8, 1964
 Fewest Points, Both Teams—71 (Kentucky 39 vs. Alabama 32 on Feb. 23, 1959)
 Most Personal Fouls—34 By Mississippi vs. Kentucky, Feb. 6, 1965
 Most PF's, Both Teams—62 (UK 31 vs. Auburn 31, Feb. 5, 1973)
 Biggest Crowd—13,690 (Kentucky vs. Louisiana State, Jan. 24, 1970)

Individual—Single Game

Most Points—55 by Pete Maravich, LSU vs. Kentucky, Jan. 24, 1970
 Most Field Goals Attempted—53 by Pete Maravich, LSU vs. Kentucky, Feb. 22, 1969
 Most Field Goals Made—21 by Pete Maravich, LSU vs. Kentucky, Feb. 22, 1969 and Jan.
 24, 1970
 Most Free Throws Attempted—24 By Cliff Hagan, Kentucky vs. Temple on Dec. 5, 1953
 Most Free Throws Made—17 By Cliff Hagan, Kentucky vs. Temple on Dec. 5, 1953
 (Consecutive—14 of 14 By Louie Dampier vs. Oregon State, Dec. 22, 1966)
 Most Rebounds—34* (SEC Record Non-Conference Play) By Bob Burrow, Kentucky vs.
 Temple on Dec. 15, 1954
 Longest Field Goal Made—53 ft., 6 in. By Linville Puckett, Kentucky vs. Miss. State on Feb.
 15, 1954

HIGHS AND LOWS BY OPPONENTS

(Modern—Since 1930)

Individual—Single Game

Most Points—64 Pete Maravich (LSU) Feb. 21, 1970 at Baton Rouge
 Most Rebounds—30 Jerry Lucas (Ohio State) March 18, 1961 (NCAA)
 Most Field Goals—23 Pete Maravich (LSU) Feb. 21, 1970 at Baton Rouge
 Most Free Throws Made—17 Pete Maravich (LSU) (22 FTA) Feb. 21, 1970 at Baton Rouge
 Most FG's Attempted—53 Pete Maravich (LSU) Feb. 22, 1969
 Most FT's Attempted—22 Pete Maravich (LSU) Feb. 21, 1970 at Baton Rouge

*Also Southeastern Conference Record

#Recognized As National Record

Team—Single Game

- Most Points—116 Northwestern (UK 118) Dec. 10, 1966
 (Conf. Only—110 Vanderbilt, UK 94, March 4, 1967)
 Fewest Points—6 Arkansas State (Kentucky 75) Jan. 8, 1945
 (All-Time Record—5 Tennessee 1910, Centre 1916, Ky. Wesleyan 1919)
 Biggest Victory Margin—39 CCNY 89-Kentucky 50 in NIT, Mar. 14, 1950
 (All-Time Record—68 Centre 87-Kentucky 19 in 1910)
 Smallest Victory Margin—1 Vanderbilt 32, Kentucky 31, Feb. 20, 1932 (28 One-Point Losses since 1930. All-Time, 34 losses) Last by Mississippi 61, Kentucky 60, Feb. 18, 1974.
 Most Rebounds—81 Notre Dame, Dec. 29, 1964
 (Rebounds not recorded prior to 1951)
 Most Field Goals—51 Notre Dame (109 Attempts) Dec. 29, 1964
 (All-Time Record—Same)
 Fewest Field Goals—2# Arkansas State Jan. 8, 1945
 Most FG's Attempted—109 Notre Dame (Made 51) Dec. 29, 1964
 Field Goal Attempts Not Recorded Prior To 1947)
 Most Free Throws Made—35 Auburn (49 Attempts) Feb. 27, 1954
 (All-Time Record—Same)
 Fewest Free Throws Missed—0 Georgia Tech (Made 5) Jan. 21, 1946, and Georgia (Made 6) Feb. 19, 1973
 Most FT's Attempted)53 Tennessee (Made 33) March 3, 1956
 (All-Time Record—Same)
 Best FT Shooting Percentage—(Minimum 15 FTA) 91.7 (22 of 24) by Notre Dame (N), Jan. 14, 1939
 Best FG Shooting Pct.—69.2 By Miss. State, Feb. 12, 1962, at Lexington
 (First Half—75.0% by Georgia (H) Jan. 11, 1971)
 (Second Half—87.5% By Miss. State (H) Feb. 12, 1962)
 Lowest FG Shooting Percentage—24.1% Notre Dame Feb. 14, 1959
 (Shooting Percentages Not Recorded Prior To 1947)
 Most Personal Fouls—36 Iowa Dec. 14, 1973 (A)
 *Also Southeastern Conference Record
 #Recognized As National Record

MCAA

HELMS ATHLETIC FOUNDATION
 COLLEGIATE BASKETBALL SELECTIONS

College Basketball Hall of Fame

1946—Adolph F. Rupp Coach	1966—Cliff Hagan Player
1933—Forest (Aggie) Sale Player	1968—Charles (Cotton) Nash Player
1964—Carey Spicer Player	1971—LeRoy Edwards Player

Player of the Year

1933—Forest Sale Center-Forward	1935—LeRoy Edwards— Center
---	--------------------------------------

Helms' National Champions

	W	L	Points	Points Against
1933—Kentucky	20	3	1073	630
1948—Kentucky	36	3	2690	1730
1949—Kentucky	32	2	2320	1492
1951—Kentucky	32	2	2540	1783
1954—Kentucky	25	0	2187	1508
1958—Kentucky	23	6	2166	1817

WILDCAT CAGE LETTERMEN

- A -

John Adams (63, 64, 65)
 Earl Adkins (55, 57, 58)
 Marvin Akers (41, 42, 43)
 Charles Alberts (25, 26)
 Abramson Allan (44)
 (Mgr.)
 Ermal Allen (40, 41, 42)
 Ed Allin (45)
 Carl Althaus (43)
 Milerd Anderson
 (34, 35, 36)
 Jim Andrews (71, 72, 73)
 Lee Andrus (03, 04)
 Phil Argento (67, 68, 69)
 Jay Atkerson (Mgr.)
 (57, 58, 59)
 Paul Atkins (21, 22)

- B -

H. A. Babb (Mgr.) (11)
 Adrian Back (42)
 Stanley Baer (05, 06, 07)
 Scotty Baesler (62, 63)
 Richard C. Barbee
 (06, 07, 08, 09)
 Cliff Barker (47, 48, 49)
 Bill Barlowe (43)
 B. Barnett (11, 12, 13)
 Dale Barnstable
 (47, 48, 49, 50)
 Bobby Barton (Mgr.) (67)
 Ralph Beard
 (46, 47, 48, 49)
 Ed Beck (56, 57, 58)
 Cecil Bell (31)
 Cliff Berger (66, 67, 68)
 Henry Besuden (26)
 Bill Bibb (54)
 Arthur Bicknell (40)
 Doug Billips (Mgr.)
 (69, 70)
 Jerry Bird (54, 55, 56)
 Crittenden Blair (34)
 Harry Bliss (35)
 Ralph Boren (24)
 Brad Bounds (66, 67)
 Bob Brannum (44, 47)
 D. P. Branson (05, 06)
 John Brewer (55, 56, 57)
 Leo Brewer (08)
 Melvin Brewer
 (41, 42, 43)
 G. C. Bridges (10)
 Jake Bronston (30, 31)
 T. R. Bryant (05, 06, 07)
 Nathaniel Buis (44)
 Carey Burchett (34)
 (Mgr.)
 Carroll Burchett
 (60, 61, 62)
 L. S. Burnham
 (19, 20, 22, 23)
 Bob Burrow (55, 56)
 Bill Busey (68)
 Kirk Byars (Mgr.) (63)

- C -

Gerry Calvert
 (55, 56, 57)
 Patrick Campbell (17, 18)
 George Campbell (35)
 (Mgr.)
 Kenton Campbell (45, 46)
 Burgess Carey (25, 26)
 Ralph Carlisle
 (35, 36, 37)
 Armiel Carman (Mgr.) (16)
 Mike Casey (68, 69, 71)
 Billy Ray Cassady
 (56, 57, 58)
 J. S. Chambers (Mgr.) (09)
 Steve Clevenger
 (66, 67, 68)
 Marion Cluggish
 (38, 39, 40)
 Bennie Coffman (59, 60)
 Sid Cohen (59, 60)
 Lincoln Collinsworth
 (56, 57, 58)
 Carl Combs (40)
 Cecil Combs (28, 29, 30)
 Charles Combs (38)
 Larry Conley (64, 65, 66)
 Jimmy Dan Conner (73, 74)
 Joe Coons (05)
 Johnny Cox (57, 58, 59)
 Hugh Coy (54)
 John Crigler (56, 57, 58)
 George Critz (64)
 Larry Crosby (65) (Mgr.)
 John S. Crosthwaite (10)
 Albert Cummins (47)
 Fred Curtis (37, 38, 39)

- D -

Louie Dampier
 (65, 66, 67)
 Darrell Darby
 (31, 32, 33)
 Howard Dardeen (59)
 Berkley Davis (34)
 Bruce Davis (36)
 Mulford Davis
 (43, 46, 47)
 Robert Davis (37)
 William Davis (33, 34)
 Ted Deeken (62, 63, 64)
 Claire Dees (27, 28, 29)
 John DeMoisey
 (32, 33, 34)
 Truitt DeMoisey (44)
 Harry Denham (39)
 Jim Dinwiddie (69, 70, 71)
 J. A. Dishman (18, 19)
 Mike Dolan (Mgr.)
 (52, 54)
 A. L. Donan (06)
 Warfield Donohue
 (35, 36, 37)
 H. H. Downing (08)
 Pat Doyle (63)
 Rick Drewitz (72, 73, 74)
 Hunter Durham (Mgr.)
 (61, 62)
 James Durham (45)

- E -

Ray Edelman (72, 73, 74)
 Leroy Edwards (35)
 Russell Ellington
 (35, 36)
 Randy Embry (63, 64, 65)
 Kenneth England (41, 42)
 Bill Evans (52, 54, 55)
 William Evans (42)
 (Mgr.)
 J. C. Everett (19, 20)

- F -

H. L. Farmer (12, 13)
 Keith Farnsley
 (39, 40, 41)
 J. B. Faulconer (Mgr.)
 (39)
 Allen Feldhaus
 (60, 61, 62)
 John Ferguson (71) (Mgr.)
 Fred Fest (23)
 Garrett Fitzpatrick (41)
 (Mgr.)
 Chigger Flynn (56) (Mgr.)
 Mike Flynn (73, 74)
 W. C. Fox (07, 08, 09)

- G -

J. H. Gaiser (10, 11, 12)
 Gary Gamble (66, 67, 68)
 Elmer Gilb (29)
 Max Glickman (18)
 James Goforth
 (35, 36, 37)
 James Goodman (38, 39)
 Phil Grawemeyer
 (54, 55, 56)
 Kevin Grevey (73, 74)
 William Griffin (Mgr.)
 (29)
 Alex Groza
 (45, 47, 48, 49)
 George Gumbert
 (14, 15, 16)
 Bob Guyette (73, 74)

- H -

Cliff Hagan (51, 52, 54)
 Joseph Hagan
 (36, 37, 38)
 Jerry Hale (73, 74)
 Philip Haring (36, 38)
 (Mgr.)
 Sam Harper (63, 64)
 Tom Harper (64)
 Carson Harreld (65, 66)
 (Mgr.)
 W. C. Harrison (11, 12)
 D. W. Hart (11, 12, 16)
 Vernon Hatton
 (56, 57, 58)
 Basil Hayden (20, 21, 22)
 Elmo Head (37, 38, 39)
 G. Foster Helm (25, 27)
 J. H. Herman (06)
 Walter Hirsch (49, 51)
 Walter Hodge (37)

Joe Holland (46, 47, 48)
Kent Hollenbeck
(70, 71, 72)
Dick Howe (57, 58)
Lee Huber (30, 40, 41)
C. T. Hughes (24, 25)
Lowell Hughes (58, 59)
Harry Hurd (62)

- I -

Robert Y. Ireland (16, 17)
(Mgr.)
Charles Ishmael (63, 64)
Dan Issel (68, 69, 70)

- J -

Ralph Jackowski (38)
Thad Jaracz (66, 67, 68)
Irvine Jeffries (28)
Paul Jenkins (26, 27, 28)
Ned Jennings (59, 60, 61)
Herbert Jerome (34)
Ellis Johnson (31, 32, 33)
Larry Johnson (74)
Phil Johnson (56, 58, 59)
Walter Johnson (44)
Wallace Jones
(46, 47, 48, 49)
James Jordan (47, 48)

- K -

..... Kelly (05)
William P. Kemper (Mgr.)
(05)
Ron Kennett (64)
Stan Key (70, 71, 72)
James King (40, 41, 42)
William King
(21, 22, 24)
A. M. Kirby (07)
William Kleiser (32)
Edwin Knadler (27)
Howard Kreuter (32, 33)
Tommy Kron (64, 65, 66)

- L -

Art Laib (68)
Ed Lander (43)
Dave Lawrence
(33, 34, 35)
Roger Layne (51)
Ken Lehkamp (Mgr.)
(56, 57)
Jim LeMaster (66, 67, 68)
Larry Lentz (66)
Morris Levin (31) (Mgr.)
Garland Lewis
(34, 35, 36)
Bill Lickert (59, 60, 61)
James Line
(47, 48, 49, 50)
Shelby Linville
(50, 51, 52)
Ercel Little (32)
Steve Lochmueller (73, 74)
Ronnie Lyons (72, 73, 74)

- M -

F. L. Marx (10, 11)
B. G. Marsh (18)
James Mathewson (42)
Charles Maxson (33)
(Mgr.)

Jack May (35, 36) (Mgr.)
Paul McBrayer
(28, 29, 30)
Bob McCowan, (69, 72)
Jim McDonald
(60, 61, 62)
James McFarland
(24, 25, 26)
Lawrence McGinnis
(28, 29, 30)
Louis McGinnis
(29, 30, 31)
James McIntosh (37)
James McKinney (36, 37)
(Mgr.)
C. F. Meadors (12)
Hub Metry (64, 65)
(Mgr.)
Don Mills (58, 59, 60)
Rav Mills (55, 56, 57)
Terry Mills (69, 70, 71)
Stanley Milward
(28, 29, 30)
Will Milward (24, 25)
Terry Mobley (63, 64, 65)
Gayle Mohney (26)
Bob Moore (Mgr.)
(50, 51, 52)
Ralph Morgan (13, 14, 15)
Tom Moseley (44)

- N -

Cotton Nash (62, 63, 64)
Alonzo Nelson (45)
Roger Newman (61)
C. M. Newton (51)
Tommy Nichols (36)
Paul Noel (43)
Randy Noll (70)

- O -

Dan Omlar (64) (Mgr.)
Bernard Opper
(37, 38, 39)
Harp Owens (28, 29)
Hays Owens (30)

- P -

Harold Park (45) (Mgr.)
James Park (14)
Clyde Parker (43)
Ed Parker (19)
J. Ed Parker (45, 46, 47)
Tom Parker (70, 71, 72)
Jack Parkinson
(44, 45, 46, 48)
Dick Parsons (59, 60, 61)
Tom Payne (71)
Bart Peak (17)
Leonard Pearson (50)
Doug Pendencygraft (62)
E. S. Penick (43)
Dan Perry (72)
George Perry (54)
Frank Phipps (27)
Wayne Plummer (09)
William Pogentz (21, 23)
Randy Pool (68, 69)
Tommy Porter
(66, 67, 68)
Shelby Post (08, 09)
Sam Potter (34)
Mike Pratt (68, 69, 70)

R. C. Preston
(11, 12, 13, 14)
Linville Puckett (54)
Larry Pursiful
(60, 61, 62)

- R -

Frank Ramsey (51, 52, 54)
Lloyd Ramsey (41-42)
Robert Reynolds (32)
(Mgr.)
A. T. Rice (23, 24)
S. H. Ridgway (20, 21)
Carl Riefkin (23, 24)
Pat Riley (65, 66, 67)
Roy Roberts (62, 63)
Al Robinson (59)
William "Doc" Rodes (17)
William Rodes (09, 10)
Karl Rohs (25)
Don Rolfes (63)
Kenneth Rollins
(43, 47, 48)
Van Buren Ropke (27)
Gayle Rose (52, 54, 55)
Harold Ross (56, 57, 58)
Ben Roth (Mgr.) (15)
Layton Rouse (38, 39, 40)
Willie Rouse (54)
Herky Rupp (62)

- S -

Forest Sale (31, 32, 33)
Charles Schrader (14, 17)
Wilbur Schu (44, 45, 46)
Herschel Scott
(13, 14, 15)
Jim Server (15, 16)
Evan Settle (33, 34)
A. P. Shanklin (18)
Shelby Shanklin (08)
James Sharpe (27)
Glenn Sims (73) (Mgr.)
George Skinner (33)
Bobby Slusher (59)
Adrian Smith (57, 58)
Bill Smith (56, 57, 58)
G. J. Smith (73, 74)
G. K. Smith (21, 23)
Mark Soderberg (70)
Carey Spicer (29, 30, 31)
Bill Spivey (50, 51)
Vincent Splage (42)
Carl Staker (40, 41, 42)
Larry Stamper (71, 72, 73)
Larry Steele (69, 70, 71)
Gene Stewart (67)
Bobby Stilz (36)
N. Stone (08)
John Stough (45, 48)
Guy Strong (50)
William Sturgill (45, 46)
Bill Surface (Mgr.) (55)

- T -

Bob Tallent (66)
Bob Taylor (35)
Alan Theobald (Mgr. 68)
H. C. Thomas (18, 19)
Homer Thompson
(37, 38, 39)
Tommy Thompson (Mgr.)
(60)

Milton Ticco
(41, 42, 43)
E. J. Tierney (35)
Jack Tingle
(44, 45, 46, 47)
Garland Townes (50)
Bill Trott (31)
Lou Tsioropoulos
(51, 52, 54)
Jack Tucker (33, 34, 35)
Paul Turrell (35)
William P. Tuttle
(12, 13, 14, 15)

- U -

Lovell Underwood
(24, 25, 26)

- V -

Arthur Vastin (18)
George Vulich (44, 45)

- W -

J. Rice Walker
(36, 37, 38)
..... Waters (05)
Robert Watson
(50, 51, 52)
A. J. Weisenberger (13)
Wylie B. Wendt (06)
Leo Wenkley (Mgr.) (30)
Clint Wheeler (71)
Lucian Whitaker
(50, 51, 52)
Waller White
(40, 41, 42)
Don Whitehead (44)
E. Wilheling (21)
W. G. Wilkinson (23)
Maury Wilson
(06, 07, 08)
W. C. Wilson (13)

Charles Worthington
(31, 32)
E. C. Wurtele (04)

- Y -

George Yates
(30, 31, 33)
Humsey Yessin (Mgr.)
(46, 47, 48, 49)
Rudy Yessin (44)

- Z -

George Zerfoss
(16, 18)
Karl Zerfoss
(13, 14, 15, 16)
Tom Zerfoss (14)

WHO WERE THE 'FABULOUS FIVE'?

The most frequently asked question tossed at basketball historians and sports authorities is "Who were the 'Fabulous Five' of Kentucky?" The answer is Alex Groza (center), Ralph Beard and Kenny Rollins (guards), Wah Wah Jones and Cliff Barker (forwards). This famous 1948 team, captained by Rollins, won 36 and lost 3 while sweeping to Kentucky's first NCAA title and went on to participate as a unit in the Olympic Games—helping the USA team capture the world championship. Rollins graduated after the '48 season, but the remaining foursome continued to play havoc with collegiate basketball and copped another NCAA title for Kentucky in 1949 on a record of 36-2.

WILDCATS' RECORD AGAINST ALL OPPONENTS

Team	First Meeting	Last Meeting	UK Won	UK Lost
Advent Memorial Club (Cincy)	1909	1909	0	1
Air Force	1965	1965	1	0
Akron	1937	1937	1	0
Alabama	1923	1974	56	15
Alumni	1934	1941	2	0
Arkansas	1946	1950	3	0
Arkansas State	1945	1945	1	0
Arizona	1946	1946	1	0
Army	1969	1969	1	0
Ashland YMCA	1914	1914	1	0
Auburn	1921	1974	34	6
Austin Peay	1973	1973	1	0
Baylor	1946	1963	5	0
Berea	1926	1945	11	0
Bethany	1911	1911	1	0
Bowling Green	1948	1948	1	0
Bradley	1949	1950	2	0
Brigham Young	1951	1951	1	0
Butler	1911	1962	3	0
*Cambridge University	1966	1966	1	0
Carnegie Tech	1931	1943	2	0
Central U.	1906	1913	8	9
Centenary	1923	1937	3	1
Centre	1916	1929	18	10
CCNY	1950	1950	0	1
Chattanooga	1914	1935	9	0
Chicago	1932	1935	2	0
Christ Church (Cincinnati)	1906	1913	0	3
Cincinnati U.	1904	1948	21	10
Cincinnati YMCA	1905	1906	0	3
Clemson	1922	1939	11	2
Colorado State College	1959	1959	1	0
Columbia	1948	1948	1	0
Cornell	1966	1966	0	1
Creighton	1930	1948	7	4
Cumberland	1917	1921	4	1
Dartmouth	1942	1973	3	1
Dayton	1947	1967	3	1
De Paul	1943	1970	17	3
DePauw	1910	1944	1	2
Detroit	1938	1938	0	1
Duke	1930	1969	9	2
Eastern Normal	1928	1928	1	0
Florida	1927	1974	34	8
Florida State	1958	1972	2	2
Ft. Benning	1946	1946	1	0
Ft. Knox	1942	1947	7	0
Georgia	1921	1974	51	8
Georgia Tech	1924	1964	49	13
Georgetown (Ky.) College	1903	1938	35	14
Georgetown University	1922	1922	0	1
Great Lakes Navy	1942	1943	0	2
Hardin-Simmons	1965	1965	1	0
Holy Cross	1948	1948	2	0
Houston	1956	1956	1	0
Idaho	1946	1955	2	0
Illinois	1925	1966	8	4
Indiana	1924	1973	5	10
Indiana Central	1946	1949	4	0

Iowa	1956	1973	3	2
Iowa State	1964	1964	1	0
*Istanbul University	1966	1966	1	0
Jacksonville	1970	1970	0	1
Kansas	1950	1973	5	1
Kansas State	1940	1971	6	0
Kentucky Wesleyan	1910	1938	8	2+
La Salle	1953	1954	2	0
Lexington High	1909	1911	1	1
Lexington YMCA	1907	1912	3	4
Long Island U.	1939	1947	2	1
Louisiana State	1933	1974	38	3
Louisville Coliseum	1908	1908	1	1
Louisville U.	1913	1959	8	3
Louisville YMCA	1914	1914	1	0
Louisville YMHA	1914	1914	1	0
Loyola (Chicago)	1949	1964	4	3
Loyola (La.)	1963	1963	1	0
Marietta	1913	1916	2	2
Marquette	1938	1972	6	3
Marshall	1913	1933	6	0
Maryland	1928	1958	4	3
Maryville	1915	1940	5	0
Mercer	1921	1922	1	1
Mexico U.	1933	1942	3	0
Mexico YMCA	1924	1924	1	0
Miami (Florida)	1956	1956	1	0
Miami (Ohio)	1905	1973	14	4
Michigan	1924	1970	4	1
Michigan State	1935	1972	9	6
Minnesota	1951	1957	3	1
Mississippi	1925	1974	42	4
Mississippi State	1921	1974	41	7†
Missouri	1960	1971	2	0
Moore's Hill College	1906	1096	1	0
Morehead	1961	1061	1	0
Naval Academy	1928	1969	2	1
Nebraska	1940	1972	2	1
New Albany YMCA	1906	1906	0	1
New York U.	1935	1936	0	2
North Carolina	1924	1973	5	10
N. C. State	1931	1947	2	0
Northwestern	1962	1971	6	0
Notre Dame	1929	1973	22	14
Oglethorpe	1934	1934	1	0
Ohio State	1933	1968	6	7
Ohio University	1944	1964	7	1
Ohio Wesleyan	1911	1911	0	1
Oklahoma A & M State	1944	1949	2	1
Oklahoma U.	1946	1946	1	0
Oregon	1973	1973	1	0
Oregon State	1966	1970	2	0
Otterbein	1911	1911	0	1
Pennsylvania	1967	1969	2	0
Penn. State	1952	1955	2	0
Phillips Oilers	1948	1948	0	1‡
Pittsburgh	1935	1960	4	0
Princeton	1926	1971	1	1
Purdue	1949	1970	2	1
Rhode Island	1946	1946	1	0
Rose Polytechnic	1910	1917	1	1
*Salonika University	1966	1966	1	0
Seattle	1958	1958	1	0
Sewanee	1923	1934	6	0

South Carolina	1928	1967	4	1
Southern California	1959	1961	0	2
St. Andrew	1915	1915	1	1
St. John's	1943	1952	8	3
St. Joseph's	1939	1939	1	0
St. Louis	1948	1966	7	9
Southern Methodist	1956	1958	2	1
Stanford	1973	1973	1	0
Syracuse	1950	1964	2	0
Temple	1944	1962	14	4
Tennessee	1910	1974	95	38
Texas A & M	1941	1946	2	0
Texas Tech	1963	1965	2	0
Texas Western	1966	1966	0	1
Transylvania	1903	1911	6	8#
Tufts	1945	1945	1	0
Tulane	1921	1966	37	5
Tulsa	1947	1948	3	0
UCLA	1951	1961	3	0
Utah	1944	1954	2	1
Utah State	1957	1957	1	0
Vanderbilt	1912	1974	74	26
Vernon College	1906	1906	1	0
Villanova	1949	1949	2	0
Virginia	1914	1966	6	2
Virginia Tech	1924	1962	2	1
VMI	1914	1960	2	2
Wabash	1925	1946	1	1
Wake Forest	1953	1963	2	0
*Warsaw University	1966	1966	2	0
Washington U.	1942	1948	2	0
Washington & Lee	1922	1956	12	1
Wayne	1956	1956	1	0
Western Kentucky	1971	1971	0	1
Western Ontario	1945	1949	4	0
West Texas State	1950	1950	1	0
West Virginia	1924	1970	10	4
Wisconsin	1963	1969	1	1
Wright Field	1944	1944	1	0
Wyoming	1944	1944	1	0
Xavier	1935	1969	37	2
Yale	1961	1961	1	0

†Record includes nine games with Mississippi A&M which later became known as Mississippi State.

‡Pre-Olympic Games exhibitions not included.

#Record includes 10 games with Kentucky University, which became known as Transylvania in 1909.

*Played in International Universities Tournament at Tel Aviv, Israel, in August, 1966.

+Record does not take in account tie game played between UK and Kentucky Wesleyan Feb. 9, 1918. Unique 21-21 tie resulted from scorer's error which was not discovered until after teams departed.

* * * * *

WILDCAT MASCOTS HAD COLORFUL NAMES

Over the years, Kentucky athletic teams have been spurred on in efforts toward victory by numerous colorfully-named wildcat mascots. Records indicate the first animal was given to the University in 1921. Named "Tom," this live Kentucky wildcat died quickly from being in captivity and was replaced with "TNT." Other live mascots followed—including "Whiskers," "Hot Tamale," and "Colonel"—only to pass from the scene due to death or being turned loose in the mountains after they did not thrive out of their native habitat.

KENTUCKY'S ALL-TIME RECORD 1903-1974

(71 Seasons — Won 1117, Lost 357, Ties 1)

HOME: Won 621, Lost 108

OTHER: Won 496, Lost 249, Tied 1

(No Schedule Played in 1952-53)

(Losses in Bold Face)

Date Team Site Ky. Opp.

1903—Won 1, Lost 2.

COACH: Unnamed

STARTERS: (A. C. Bush, B. W. Bush, Houlihan, Smith and Carter)

Feb. 6	Georgetown	(H)	6	15
Feb. 18	Lexington YMCA	(H)	11	10
Feb. 20	Kentucky U.	(H)	2	42
			19	69

1904—Won 1, Lost 4.

COACH: Leander E. Andrus, Mgr.

CAPTAIN: St. John (Guyn, Arnett, St. John, Wurtele, Coons)

Feb. 4	Georgetown	(A)	11	26
Feb. 11	Kentucky U.*	(A)	5	12
Feb. 13	Georgetown	(H)	10	22
Feb. 26	Kentucky U.	(A)	12	14
Mar. 4	Cincinnati	(H)	25	21
			63	95

* Kentucky University (Transylvania) and Georgetown game at KU was called off because of failure to agree on a referee. State College (University of Kentucky) team was present and agreed to play. The offer was accepted and KU won, 12-5.

1905—Won 1, Lost 4.

COACH:

CAPTAIN: J. M. Coons

Jan. 13	Georgetown	(H)	9	14
Jan. 21	Cincinnati YMCA	(H)	22	43
Jan. 27	Kentucky U.	(H)	30	29
Feb. 4	Kentucky U.	(H)	1	22
Feb. 22	Kentucky U.	(H)	23	33
			85	141

1906—Won 4, Lost 9.

COACH: W. B. Wendt (Mgr.)

CAPTAIN: D. P. Branson (Baer, Donan, Barbee, Wilson, Herman)

Jan. 11	Lexington YMCA*	(H)
Jan. 12	Miami (Ohio)	(H)	10	15
Jan. 19	Central U.	(H)	15	14
Jan. 20	Georgetown	(A)	9	34
Jan. 26	Central U.	(A)	17	15
Jan. 27	Cincinnati YMCA	(H)	16	29
Feb. 3	Christ Church, Cin.	(H)	24	38
Feb. 9	Georgetown	(H)	22	28
Feb. 12	New Albany YMCA	(A)	12	29
Feb. 13	Vernon College	(A)	34	14
Feb. 14	Moore's Hill	(A)	32	11
Feb. 15	Christ Church, Cin.	(A)	17	54
Feb. 16	Cincinnati YMCA	(A)	9	38
Feb. 17	Miami (Ohio)	(A)	19	29
			236	328

* W. B. Wendt on Jan. 9, 1969 verified that State College opened the 1906 season against Kentucky U. in the YMCA. Athletic committees of the two schools had cancelled all games after a fight at a football game in November, 1905. Wendt and the Kentucky U. manager agreed to play at the YMCA and list the State College foe as YMCA instead of Kentucky U. State College won but Mr. Wendt didn't remember the score, which he hadn't listed.

1907—Won 3, Lost 6.

COACH: A. M. Kirby (Mgr.)

CAPTAIN: J. M. Wilson (Shanklin, Baer, Bryant, Barbee)

Jan. 16	Lexington YMCA	(H)	17	25
Jan. 19	Georgetown	(H)	16	15
Jan. 25	Central U.	(H)	22	9
Feb. 12	Central U.	(A)	23	25
Feb. 15	Kentucky U.	(H)	16	14
Feb. 21	Georgetown	(A)	8	19
Mar. 1	Lexington YMCA	(A)	22	41
Mar. 7	Kentucky U.	(A)	5	19
Mar. 9	Central U.	(H)	13	15
			142	182

1907-08—Won 5, Lost 6.

COACH: J. S. Chambers (Mgr.)

CAPTAIN: Richard Barbee

Jan. 10	Lexington YMCA	(H)	19	29
Jan. 21	Kentucky U.	(H)	20	15
Jan. 25	Central U.	(A)	21	32
Feb. 4	Kentucky U.	(H)	20	15
Feb. 8	Louisville Coliseum	(H)	29	28
Feb. 11	Georgetown	(A)	22	30
Feb. 13	Central U.	(H)	31	20
Feb. 15	Lexington YMCA	(H)	19	23
Feb. 22	Louisville Coliseum	(A)	18	30
Mar. 3	Georgetown	(H)	18	13
Mar. 7	Central U.	(A)	10	29
			227	264

1908-09—Won 5, Lost 4.

MGR.: J. S. Chambers

CAPTAIN: W. C. Fox

Jan. 9	Lexington High	(H)	29	9
Jan. 18	Advent Mem. Club	(A)	27	41
Jan. 19	Cincinnati	(A)	25	41
Jan. 27	Central U.	(H)	24	23
Feb. 6	Central U.	(A)	20	35
Feb. 8	Georgetown	(H)	45	32
Feb. 15	Georgetown	(A)	48	19
Feb. 19	Cincinnati	(H)	28	23
Feb. 26	Central U.	(H)	20	26
			266	249

1909-10—Won 4, Lost 8.

COACH: R. E. Spahr and E. R. Sweetland

CAPTAIN: Bill Rodes

Jan. 8	Kentucky Wesleyan	(A)	14*	12
Jan. 22	Georgetown	(H)	31	11
Jan. 24	DePauw	(H)	11	34
Jan. 28	Central	(A)	19	87
Feb. 4	Georgetown	(A)	18	34
Feb. 7	Cincinnati	(A)	17	47
Feb. 9	DePauw	(A)	10	28
Feb. 10	Rose Poly	(A)	11	52
Feb. 16	Tennessee	(H)	20	5
Mar. 5	Central U.	(H)	13	31
Mar. 8	Georgetown	(H)	24	23
Mar. 11	Central	(A)	9	49
			195	403

* Denotes one overtime period.

Date	Team	Site	Ky.	Opp.
1910-11—Won 5, Lost 6.				
COACH: H. J. Iddings CAPTAIN: J. H. Gaiser				
Jan. 13	Lexington High	(H)	29	36
Jan. 20	Transylvania	(H)	18	23
Jan. 27	Ky. Wesleyan	(A)	19	21
Feb. 4	Bethany	(H)	24	11
Feb. 9	Ohio Wesleyan	(A)	19	37
Feb. 10	Otterbein	(A)	27	41
Feb. 11	Cin. Christ's Church	(A)	21	32
Feb. 17	Georgetown	(A)	47	22
Feb. 23	Butler	(H)	21	16
Feb. 28	Transylvania	(A)	22	19
Mar. 3	Transylvania	(H)	30	24
			277	282

1911-12—Won 9, Lost 0.

COACH: E. R. Sweetland
CAPTAIN: W. C. Harrison

Jan. 5	Georgetown	(H)	38	12
Jan. 12	Central U.	(A)	32	13
Jan. 19	Miami (Ohio) U.	(H)	31	14
Feb. 1	Central U.	(H)	52	10
Feb. 7	Tennessee	(H)	27	15
Feb. 16	Lexington YMCA	(H)	32	20
Feb. 22	Vanderbilt	(H)	28	17
Feb. 23	Vanderbilt	(H)	22	18
Mar. 1	Georgetown	(A)	19	18
			281	137

SOUTHERN CHAMPIONS

1912-13—Won 5, Lost 3.

COACH: J. J. Tigert
CAPTAIN: B. Barnett

Jan. 24	Lexington YMCA	(H)	25	27
Feb. 8	Cincinnati	(H)	20	18
Feb. 13	Marietta	(H)	42	16
Feb. 15	Louisville	(H)	34	10
Feb. 19	Vanderbilt	(H)	17	24
Feb. 20	Vanderbilt	(H)	42	29
Feb. 27	Miami (Ohio) U.	(H)	24	16
Mar. 1	Cin. Christ's Church	(H)	19	30
			223	170

1913-14—Won 11, Lost 2.

COACH: Alpha Brumage
CAPTAIN: William Tuttle

Jan. 10	Ashland YMCA	(H)	28	15
Jan. 17	Louisville YMCA	(H)	30	21
Jan. 21	Marshall	(A)	46	6
Jan. 20	Ashland YMCA	(A)	30	19
Jan. 22	Virginia U.	(A)	23	39
Jan. 24	Va. Military Inst.	(A)	18	32
Jan. 31	Louisville YMHA	(H)	59	12
Feb. 7	Louisville	(H)	22	17
Feb. 11	Tennessee	(H)	20	14
Feb. 12	Tennessee	(H)	20	18
Feb. 21	Cincinnati	(H)	20	18
Feb. 23	Chattanooga	(H)	40	7
Feb. 28	Marietta	(H)	19	17
			375	235

1914-15—Won 7, Lost 5.

COACH: Alpha Brumage
CAPTAIN: Ralph Morgan

Jan. 16	Maryville	(H)	37	17
Jan. 22	Louisville	(H)	18	14
Jan. 30	St. Andrew	(H)	35	15
Feb. 4	Maryville	(A)	23	22
Feb. 5	Tennessee	(A)	21	36
Feb. 6	Tennessee	(A)	22	27
Feb. 12	Vanderbilt	(H)	34	39
Feb. 13	Vanderbilt	(H)	36	24

Date	Team	Site	Ky.	Opp.
Feb. 17	Tennessee	(H)	22	13
Feb. 18	Tennessee	(H)	20	18
Feb. 26	St. Andrew	(A)	25	50
Feb. 27	Louisville	(A)	15	26
			308	301

1915-16—Won 8, Lost 6.

COACH: James Park
CAPTAIN: K. P. Zerfoss

Jan. 14	Cincinnati	(A)	39	24
Jan. 18	Georgetown	(A)	29	22
Jan. 31	Georgetown	(H)	30	22
Feb. 4	Vanderbilt	(H)	25	39
Feb. 5	Vanderbilt	(H)	20	23
Feb. 12	Louisville	(H)	22	28
Feb. 15	Centre	(A)	38	5
Feb. 19	Cincinnati	(H)	34	10
Feb. 22	Louisville	(A)	32	24
Feb. 23	Tennessee	(H)	17	28
Feb. 26	Maryville	(H)	36	25
Feb. 29	Centre	(H)	38	14
Mar. 3	Marietta	(H)	22	27
Mar. 4	Marietta	(H)	23	27
			405	318

1916-17—Won 4, Lost 6.

COACH: W. P. Tuttle
CAPTAIN: Robert Y. Ireland

Jan. 17	Centre	(H)	31	21
Jan. 27	Georgetown	(A)	19	22
Jan. 30	Rose Polytechnic	(H)	33	12
Feb. 9	Tennessee	(H)	20	23
Feb. 10	Tennessee	(H)	19	22
Feb. 16	Centre	(A)	24	28
Feb. 21	Georgetown	(H)	32	18
Mar. 1	Cumberland	(A)	48	20
Mar. 2	Tennessee	(A)	26	27
Mar. 3	Tennessee	(A)	10	30
			262	223

1917-18—Won 9, Lost 2, Tied 1.

COACH: S. A. Boles
CAPTAIN: Patrick Campbell

Jan. 9	Ky. Wesleyan	(H)	23	13
Jan. 17	Centre	(A)	21	29
Jan. 24	Georgetown	(H)	22	18
Feb. 7	Tennessee	(H)	33	26
Feb. 8	Tennessee	(H)	40	12
Feb. 9	Ky. Wesleyan	(A)	21	21

(This unique tie game resulted from scorer's error which was not discovered until after teams' departures. The contest was re-scheduled but never played for unknown reasons.)

Feb. 14	Georgetown	(A)	25	16
Feb. 21	Centre	(H)	22***	20
Feb. 28	Cumberland	(A)	42	21
Mar. 1	Tennessee	(A)	29	18
Mar. 2	Tennessee	(A)	32	20

POST-SEASON GAME
(For State Championship)

Mar. 9	Centre	(N1)	12	22
			322	236

*** Denotes 3 overtime periods.
(N1) Louisville

1918-19—Won 6, Lost 8.

COACH: Andrew Gill
CAPTAIN: J. A. Dishman

Jan. 13	Ky. Wesleyan	(H)	46	5
Jan. 18	Georgetown	(H)	30	32
Jan. 25	Centre	(A)	30	38
Jan. 31	Cincinnati	(A)	18	28
Feb. 6	Chattanooga	(A)	28	25
Feb. 7	Tennessee	(A)	22	40
Feb. 8	Cumberland	(A)	22	21
Feb. 14	Vanderbilt	(H)	26	36

Southern Conf: 1921 - Ky, AIA, Aub, Clemson, GA, GATCh, MARYLAND, MISS. ST., N. CAR, MOST, TENN, Va, YPI, W & L
1922 - FIA, LSU, MISS, SCAR, VANDY, TULANE
1923 - SEWANEE
1924 - VMI
1929 - DUKE

Date	Team	Site	Ky.	Opp.
Feb. 15	Georgetown	(A)	18	22
Feb. 21	Cincinnati	(H)	34	21
Feb. 22	Ky. Wesleyan	(H)	18	13
Feb. 24	Centre	(H)	10	21
Feb. 28	Tennessee	(H)	30	14
Mar. 8	Miami (Ohio) U.	(H)	14	38
			346	354

1919-20—Won 5, Lost 7.

COACH: George C. Buchheit
 CAPTAIN: J. C. Everett

Jan. 17	Cincinnati	(A)	11	13
Jan. 22	Maryville	(H)	27	16
Jan. 31	Georgetown	(H)	25	14
Feb. 5	Tennessee	(H)	24	29
Feb. 7	Tennessee	(H)	26	27
Feb. 14	Centre	(A)	15	44
Feb. 17	Georgetown	(A)	28	16
Feb. 21	Ky. Wesleyan	(H)	43	13
Feb. 26	Cumberland	(A)	21	30
Feb. 27	Tennessee	(A)	25	28
Feb. 28	Tennessee	(A)	36	25
Mar. 6	Centre	(H)	18	*20
			299	275

1920-21—Won 13, Lost 1.

COACH: George C. Buchheit
 CAPTAIN: Basil Hayden

Jan. 12	Ky. Wesleyan	(H)	38	13
Jan. 15	Cumberland	(H)	37	21
Jan. 18	Georgetown	(H)	38	23
Jan. 21	Chattanooga	(H)	42	10
Jan. 26	Cincinnati	(A)	26	19
Jan. 29	Auburn	(H)	40	25
Feb. 8	Centre	(A)	27	29
Feb. 15	Georgetown	(A)	56	11
Feb. 18	Centre	(H)	20	13
Feb. 22	Vanderbilt	(H)	39	18

SIAA TOURNAMENT (Atlanta, Ga.)

Feb. 25	Tulane		50	28
Feb. 26	Mercer		49	24
Feb. 28	Mississippi A & M		28	13
Mar. 1	Georgia (championship)		20	19
			510	266

1921-22—Won 10, Lost 6.

COACH: George C. Buchheit
 CAPTAIN: R. E. Lavin

Jan. 14	Georgetown	(H)	17	26
Jan. 17	Louisville	(A)	38	14
Jan. 18	Vanderbilt	(A)	12	22
Jan. 21	Louisville	(H)	29	22
Jan. 26	Miss. A & M	(H)	28	21
Jan. 27	Marshall	(H)	34	12
Feb. 4	Centre	(A)	27	21
Feb. 6	Georgetown	(A)	26	17
Feb. 8	Washington & Lee	(A)	21	20
Feb. 9	Va. Military Inst.	(A)	32	37
Feb. 11	Georgetown U.	(A)	23	28
Feb. 13	Virginia	(A)	30	32
Feb. 16	Clemson	(H)	38	14
Feb. 20	Centre	(H)	40	23

SIAA TOURNAMENT (Atlanta, Ga.)

Feb. 24	Georgetown		41	21
Feb. 25	Mercer		22	35
			457	361

1922-23—Won 3, Lost 10.

COACH: George C. Buchheit
 CAPTAIN: Fred Fest

Jan. 13	Georgetown	(A)	24	13
Jan. 20	Tennessee	(A)	26	30
Jan. 22	Chattanooga	(H)	25	18
Jan. 25	Alabama	(H)	35	45
Jan. 27	Centre	(H)	14	21

Date	Team	Site	Ky.	Opp.
Feb. 3	Georgia	(H)	19	23
Feb. 5	Cincinnati	(A)	24	33
Feb. 7	Centenary	(H)	21	38
Feb. 10	Tennessee	(H)	23	28
Feb. 14	Centre	(A)	10	17
Feb. 15	Clemson	(H)	17	30
Feb. 19	Georgetown	(H)	21	48
Feb. 23	Sewanee	(H)	30	14
			289	348

1923-24—Won 13, Lost 3.

COACH: G. C. Buchheit
 CAPTAIN: A. T. Rice

Jan. 1	Vanderbilt	(H)	33	13
Jan. 8	Mexico YMCA	(H)	25	14
Jan. 12	Georgetown	(A)	32	24
Jan. 14	Miss. A & M	(H)	16	17
Jan. 15	Sewanee	(H)	50	15
Jan. 18	Tennessee	(A)	13	20
Jan. 19	Chattanooga	(A)	24	23
Feb. 4	West Virginia	(H)	24	21
Feb. 9	Centre	(A)	27	18
Feb. 11	Georgetown	(H)	39	35
Feb. 13	Clemson	(H)	38	13
Feb. 14	Virginia	(H)	29	16
Feb. 19	Virginia Tech	(H)	36	14
Feb. 21	Centre	(H)	38	24
Feb. 23	Georgia Tech	(H)	33	27

SIAA TOURNAMENT (Atlanta, Ga.)

Feb. 29	North Carolina		20	41
			477	335

ALUMNI GYM ERA (1924-1950)

1924-25—Won 13, Lost 8.

COACH: C. O. Applegran
 CAPTAIN: James McFarland

Dec. 13	Cincinnati	(H)	28	23
Dec. 18	Indiana	(H)	18	20
Dec. 20	Michigan	(H)	11	21
Jan. 3	Cincinnati	(A)	20	24
Jan. 5	Illinois	(A)	26	36
Jan. 6	Wabash	(A)	11	57
Jan. 9	Mississippi	(H)	26	23
Jan. 10	Georgetown	(H)	25	17
Jan. 17	Centre	(H)	33	26
Jan. 30	Washington & Lee	(H)	28	22
Feb. 2	West Virginia	(H)	29	19
Feb. 5	Alabama	(A)	15	24
Feb. 6	Georgia Tech	(A)	18	16
Feb. 7	Georgia	(A)	24	28
Feb. 9	Tennessee	(A)	35	22
Feb. 12	Tulane	(A)	29	22
Feb. 14	Georgetown	(A)	36	21
Feb. 18	Tennessee	(H)	26	21
Feb. 21	Centre	(H)	39	10

SOUTHERN CONF. TOUR. (Atlanta, Ga.)

Feb. 27	Mississippi A&M		31	26
Feb. 28	Georgia		31	32
			539	510

1925-26—Won 15, Lost 3.

COACH: Ray Eklund
 CAPTAIN: Burgess Carey

Dec. 19	DePauw	(H)	29	38
Jan. 5	Indiana	(A)	23	34
Jan. 9	Berea	(H)	37	23
Jan. 12	Georgetown	(A)	36	21
Jan. 16	Georgia Tech	(H)	25	24
Jan. 22	Centre	(H)	45	25
Jan. 30	Georgetown	(H)	25	20
Feb. 1	Alabama	(H)	27	16
Feb. 4	Centre	(A)	46	19
Feb. 5	Washington & Lee	(H)	44	34
Feb. 8	Auburn	(H)	35	26

Date	Team	Site	Ky.	Opp.
Feb. 12	Tennessee	(A)	51	17
Feb. 15	Georgia	(A)	22	18
Feb. 18	Tennessee	(H)	27	21
Feb. 20	Vanderbilt	(H)	30	20

SOUTHERN CONF. TOUR. (Atlanta, Ga.)

Feb. 26	Va. Military Inst.		38	25
Feb. 27	Georgia		39	34
Mar. 1	Mississippi A&M		26	31
			605	446

1926-27—Won 3, Lost 13.

COACH: Basil Hayden
CAPTAIN: Paul Jenkins

Dec. 18	Cincinnati	(H)	10	48
Dec. 21	Indiana	(H)	19	38
Dec. 29	Cincinnati	(A)	23	51
Dec. 31	Princeton	(H)	26	30*
Jan. 3	Florida	(H)	43	36*
Jan. 10	Ky. Wesleyan	(A)	25	31*
Jan. 15	Vanderbilt	(H)	32	48
Jan. 21	Tennessee	(A)	14	19*
Jan. 22	Georgia Tech	(A)	16	48
Jan. 29	Centre	(H)	27	25*
Feb. 1	Georgetown	(A)	19	26*
Feb. 4	Washington & Lee	(H)	34	36*
Feb. 7	West Virginia	(H)	26	44
Feb. 11	Mississippi	(H)	17	37
Feb. 12	Centre	(A)	22	16*
Feb. 19	Tennessee	(H)	21	30*
			374	563

1927-28—Won 12, Lost 6.

COACH: John Mauer
CAPTAIN: Paul Jenkins

Dec. 16	Clemson	(H)	33	17
Dec. 20	Miami (Ohio) U.	(H)	31	36
Jan. 4	Berea	(H)	37	16
Jan. 9	Centre	(A)	36	25
Jan. 14	Vanderbilt	(H)	43	23
Jan. 16	Virginia	(A)	31	28
Jan. 18	Naval Academy	(A)	26	32
Jan. 19	Maryland	(A)	7	37
Jan. 28	Tennessee	(H)	48	18
Feb. 3	Washington & Lee	(H)	34	28
Feb. 4	Indiana	(A)	29	48
Feb. 8	Vanderbilt	(A)	54	29
Feb. 9	Tennessee	(A)	43	16
Feb. 11	Georgia Tech	(H)	31	35
Feb. 18	Centre	(H)	30	20

SOUTHERN CONF. TOUR. (Atlanta, Ga.)

Feb. 24	South Carolina		56	40
Feb. 25	Georgia		33	16
Feb. 27	Mississippi		28	41
			630	505

1928-29—Won 12, Lost 5.

COACH: John Mauer
CAPTAIN: Lawrence McGinnis

Dec. 15	Eastern Normal	(H)	35	10
Dec. 21	Miami (Ohio) U.	(H)	43***	42
Jan. 4	North Carolina	(H)	15	25
Jan. 12	Notre Dame	(A)	19	16
Jan. 16	Georgia Tech	(A)	19	33
Jan. 17	Tennessee	(A)	35	29
Jan. 19	Tennessee	(H)	27	22
Jan. 26	Alabama	(H)	26	27
Feb. 1	Mississippi A&M	(A)	25	23
Feb. 2	Mississippi A&M	(A)	32	14
Feb. 3	Tulane	(A)	22	34
Feb. 8	Washington & Lee	(H)	31	30
Feb. 13	Centre	(H)	47	11
Feb. 22	Mississippi	(H)	35	30
Feb. 23	Mississippi	(H)	32	24

SOUTHERN CONF. TOUR. (Atlanta, Ga.)

Mar. 1	Tulane		29	15
Mar. 2	Georgia		24	26
			496	411

*** Denotes 3 overtime periods.

Date	Team	Site	Ky.	Opp.
------	------	------	-----	------

1929-30—Won 16, Lost 3.

COACH: John Mauer
CAPTAIN: Paul McBrayer

Dec. 14	Georgetown	(H)	46	9
Dec. 20	Miami (Ohio) U.	(H)	35	20
Dec. 31	Berea	(H)	29	26
Jan. 3	Clemson	(H)	31	15
Jan. 10	Creighton	(H)	27	28
Jan. 11	Creighton	(H)	25	21
Jan. 18	Tennessee	(H)	23	20
Jan. 24	Mississippi A&M	(H)	43	17
Jan. 25	Mississippi A&M	(H)	20	14
Jan. 31	Tennessee	(A)	26	29
Feb. 1	Georgia	(A)	22	21
Feb. 3	Clemson	(A)	34	20
Feb. 8	Georgia Tech	(H)	39	19
Feb. 14	Georgia	(H)	36	23
Feb. 18	Ky. Wesleyan	(H)	32	20
Feb. 22	Washington & Lee	(H)	28	*26

SOUTHERN CONF. TOUR. (Atlanta, Ga.)

Feb. 28	Maryland		26	21
Mar. 1	Sewanee		44	22
Mar. 3	Duke		32	37
			599	408

* Denotes overtime period.

ADOLPH RUPP ERA

1930-31—Won 15, Lost 3.

COACH: Adolph Rupp
CAPTAIN: Carey Spicer

Dec. 18	Georgetown	(H)	67	19
Dec. 27	Marshall	(H)	42	26
Dec. 31	Berea	(H)	41	25
Jan. 3	Clemson	(H)	33	21
Jan. 10	Tennessee	(H)	31	23
Jan. 16	Chattanooga	(H)	55	18
Jan. 21	Vanderbilt	(A)	42	37
Jan. 31	Tennessee	(A)	36	*32
Feb. 6	Washington & Lee	(H)	23	18
Feb. 9	Georgia Tech	(H)	38	34
Feb. 13	Georgia	(A)	16	25
Feb. 14	Clemson	(A)	26	29
Feb. 16	Georgia Tech	(A)	35	16
Feb. 20	Vanderbilt	(H)	43	23

SOUTHERN CONF. TOUR. (Atlanta, Ga.)

Feb. 27	North Carolina State		33	28
Feb. 28	Duke		35	30
Mar. 2	Florida		56	36
Mar. 3	Maryland (finals)		27	29
			679	469

* Denotes overtime period.

1931-32—Won 15, Lost 2.

COACH: Adolph Rupp
CAPTAIN: Ellis Johnson

Dec. 15	Georgetown	(H)	66	24
Dec. 18	Carnegie Tech	(H)	36	34
Dec. 23	Berea	(H)	52	27
Dec. 30	Marshall	(H)	46	16
Jan. 2	Clemson	(H)	43	24
Jan. 14	Clemson	(A)	30	17
Jan. 15	Sewanee	(A)	30	20
Jan. 16	Tennessee	(A)	29	28
Jan. 21	Chattanooga	(H)	51	17
Jan. 30	Washington & Lee	(H)	48	28
Feb. 6	Duke	(H)	37	30
Feb. 8	Alabama	(H)	50	22
Feb. 10	Vanderbilt	(A)	61	37
Feb. 13	Tennessee	(H)	41	27
Feb. 20	Vanderbilt	(H)	31	32

SOUTHERN CONF. TOUR. (Atlanta, Ga.)

Feb. 26	Tulane		50	30
Feb. 27	North Carolina		42	43
			743	456

Date	Team	Site	Ky.	Opp.
1932-33—Won 20, Lost 3.				
COACH: Adolph Rupp				
CAPTAIN: Forest Sale				
Dec. 12	Georgetown	(H)	62	21
Dec. 17	Marshall	(N1)	57	23
Dec. 20	Tulane	(H)	53	17
Dec. 21	Tulane	(H)	42	11
Dec. 30	Chicago	(A)	58	26
Jan. 2	Ohio State	(H)	30	46
Jan. 6	Creighton	(A)	32	26
Jan. 7	Creighton	(A)	22	34
Jan. 10	South Carolina	(H)	44	36
Jan. 14	Tennessee	(A)	42	21
Jan. 16	Clemson	(H)	67	18
Jan. 28	Tennessee	(H)	44	23
Jan. 31	Vanderbilt	(A)	40	29
Feb. 1	Clemson	(A)	42	32
Feb. 2	South Carolina	(A)	38	44
Feb. 6	Mexico U.	(H)	81	22
Feb. 11	Georgia Tech	(H)	45	22
Feb. 13	Alabama	(N2)	35	21
Feb. 18	Vanderbilt	(H)	45	28

SEC TOURNAMENT (Atlanta, Ga.)

Feb. 25	Mississippi		49	31
Feb. 26	Florida		48	24
Feb. 27	L.S.U.		51	38
Feb. 28	Mississippi State		46	27
(championship)				

SEC CHAMPIONS 1073 630

(N1) Ashland, Ky. (N2) Birmingham

1933-34—Won 15, Lost 1.

COACH: Adolph Rupp
CAPTAIN: John DeMoisey

Dec. 9	Georgetown	(H)	41	12
Dec. 14	Marshall	(H)	48	26
Dec. 16	Cincinnati	(H)	31	25
Dec. 21	Tulane	(A)	32	22
Dec. 22	Tulane	(A)	42	29
Jan. 12	Sewanee	(A)	55	16
Jan. 13	Tennessee	(A)	44	23
Jan. 20	Chattanooga	(H)	47	20
Jan. 27	Tennessee	(H)	53	26
Feb. 1	Alabama	(N1)	33	28
Feb. 3	Vanderbilt	(A)	48	26
Feb. 8	Alabama	(H)	26	21
Feb. 10	Georgia Tech	(H)	49	25
Feb. 15	Sewanee	(H)	60	15
Feb. 17	Vanderbilt	(H)	47	27

SEC TOURNAMENT (Atlanta, Ga.)

Feb. 24 Florida 32 38

(N1) Birmingham 688 379

1934-35—Won 19, Lost 2.

COACH: Adolph Rupp
CO-CAPTAINS: Dave Lawrence and Jack Tucker

Dec. 10	Alumni	(H)	61	10
Dec. 13	Oglethorpe	(H)	81	12
Dec. 20	Tulane	(A)	38	9
Dec. 21	Tulane	(A)	52	12
Jan. 2	Chicago	(H)	42	16
Jan. 5	New York U.	(A)	22	23
Jan. 18	Tulane	(H)	63	22
Jan. 19	Tulane	(H)	55	12
Jan. 22	Chattanooga	(H)	66	19
Jan. 26	Tennessee	(H)	48	21
Feb. 1	Alabama	(N1)	33	26
Feb. 2	Vanderbilt	(A)	58	22
Feb. 5	Xavier	(A)	40	27
Feb. 9	Georgia Tech	(H)	57	30
Feb. 11	Alabama	(H)	25	16
Feb. 13	Michigan State	(A)	26	32

Date	Team	Site	Ky.	Opp.
Feb. 16	Tennessee	(A)	38	36
Feb. 22	Creighton	(H)	63	42
Feb. 23	Creighton	(H)	24	13
Mar. 2	Vanderbilt	(H)	53	19
Mar. 7	Xavier	(H)	46	29

SEC CO-CHAMPIONS 991 448

(N1) Birmingham

1935-36—Won 15, Lost 6.

COACH: Adolph Rupp
CAPTAIN: Millard Anderson

Dec. 6	Georgetown	(H)	42	17
Dec. 17	Berea	(H)	58	30
Dec. 23	Pittsburgh	(H)	35	17
Jan. 8	New York U.	(A)	28	41
Jan. 14	Xavier	(A)	36	32
Jan. 17	Tulane	(H)	49	24
Jan. 18	Tulane	(H)	39	21
Jan. 21	Michigan State	(H)	27	19
Jan. 25	Tennessee	(H)	40	31
Feb. 1	Vanderbilt	(A)	23	32
Feb. 3	Alabama	(A)	32	30
Feb. 7	Alabama	(H)	40	34
Feb. 10	Notre Dame	(A)	20	41
Feb. 11	Butler	(A)	39	28
Feb. 15	Tennessee	(A)	28	39
Feb. 18	Xavier	(H)	49	40
Feb. 21	Creighton	(H)	68	38
Feb. 22	Creighton	(H)	29	31
Feb. 24	Vanderbilt	(H)	61	41

SEC TOURNAMENT (Knoxville, Tenn.)

Feb. 28 Mississippi State 41 39
Mar. 1 Tennessee 28 39

812 664

1936-37—Won 17, Lost 5.

COACH: Adolph Rupp
CAPTAIN: Warfield Donohue

Dec. 9	Georgetown	(H)	46	21
Dec. 12	Berea	(H)	70	26
Dec. 15	Xavier	(A)	34	28
Dec. 21	Centenary	(H)	37	19
Jan. 2	Michigan State	(H)	28	21
Jan. 5	Notre Dame	(N1)	28	41
Jan. 8	Creighton	(H)	59	36
Jan. 14	Michigan State	(A)	23	24
Jan. 16	Akron U.	(N2)	32	22
Jan. 23	Tennessee	(H)	43	26
Jan. 30	Vanderbilt	(A)	41	26
Feb. 1	Alabama	(N3)	38	27
Feb. 3	Tulane	(A)	28	35
Feb. 4	Tulane	(A)	28	25
Feb. 8	Mexico U.	(H)	60	30
Feb. 10	Alabama	(H)	31	34
Feb. 13	Tennessee	(A)	24	26
Feb. 20	Vanderbilt	(H)	51	19
Feb. 22	Xavier	(H)	23	15

SEC TOURNAMENT (Knoxville, Tenn.)

Feb. 26 Louisiana State 57 37
Feb. 28 Georgia Tech 40 30
Mar. 1 Tennessee (championship) 39 25

SEC CHAMPIONS 860 593

(N1) Louisville (N2) Cincinnati (N3) Birmingham

1937-38—Won 13, Lost 5.

COACH: Adolph Rupp
CAPTAIN: J. Rice Walker

Dec. 5	Berea	(H)	67	33
Dec. 18	Cincinnati	(H)	38	21
Dec. 22	Centenary	(H)	35	25

Date	Team	Site	Ky.	Opp.
SUGAR BOWL TOURNAMENT New Orleans, La.				
Dec. 29	Pittsburgh (championship)		40	29
Jan. 8	Michigan State	(A)	37	42
Jan. 10	Detroit	(A)	26	34
Jan. 15	Notre Dame	(A)	37	47
Jan. 22	Tennessee	(H)	52	27
Jan. 29	Vanderbilt	(A)	42	19
Jan. 31	Alabama	(N1)	57	31
Feb. 5	Xavier	(A)	32	39
Feb. 7	Michigan State	(H)	44	27
Feb. 12	Alabama	(H)	27	21
Feb. 14	Marquette	(H)	35	33
Feb. 17	Xavier	(H)	45	29
Feb. 21	Vanderbilt	(H)	48	24
Feb. 26	Tennessee	(A)	29	26

SEC TOURNAMENT (Baton Rouge, La.)				
Mar. 3	Tulane		34	36
(N1) Birmingham			725	541

1938-39—Won 16, Lost 4.

COACH: Adolph Rupp
CAPTAIN: Bernard Oppen

Dec. 2	Georgetown	(H)	39	19
Dec. 10	Ky. Wesleyan	(H)	57	18
Dec. 17	Cincinnati	(H)	44	27
Dec. 21	Washington & Lee	(H)	67	47
Jan. 1	Long Island	(A)	34	52
Jan. 6	St. Joseph's	(A)	41	30
Jan. 14	Notre Dame	(N1)	37	42
Jan. 21	Tennessee	(H)	29	30
Jan. 28	Alabama	(N2)	38	41
Jan. 30	Vanderbilt	(A)	51	37
Feb. 4	Marquette	(H)	37	31
Feb. 8	Xavier	(A)	41	31
Feb. 11	Alabama	(H)	45	27
Feb. 13	Mississippi State	(H)	39	28
Feb. 18	Tennessee	(A)	36	**34
Feb. 21	Xavier	(H)	43	23
Feb. 25	Vanderbilt	(H)	52	27

SEC TOURNAMENT (Knoxville, Tenn.)				
Mar. 2	Mississippi		49	30
Mar. 3	Louisiana State		53	34
Mar. 4	Tennessee (championship)		46	38
			878	646

SEC CHAMPIONS

(N1) Louisville (N2) Birmingham

** Denotes 2 overtime periods

1939-40—Won 15, Lost 6.

COACH: Adolph Rupp
CAPTAIN: Layton Rouse

Dec. 9	Berea	(H)	74	24
Dec. 16	Cincinnati	(H)	30	39
Dec. 21	Clemson	(A)	55	31
SUGAR BOWL (New Orleans, La.)				
Dec. 27	Ohio State (championship)		36	30
Jan. 1	Kansas State	(H)	53	26
Jan. 6	Xavier	(A)	42	41
Jan. 8	West Virginia	(H)	47	38
Jan. 13	Notre Dame	(A)	47	52
Jan. 20	Tennessee	(H)	35	26
Jan. 27	Alabama	(N1)	32	36
Jan. 29	Vanderbilt	(A)	32	40
Feb. 3	Marquette	(A)	51	45
Feb. 10	Alabama	(H)	46	18
Feb. 12	Xavier	(H)	37	29
Feb. 13	Mississippi State	(H)	45	37
Feb. 17	Tennessee	(A)	23	27
Feb. 19	Georgia Tech	(A)	39	44
Feb. 24	Vanderbilt	(H)	43	38

Date	Team	Site	Ky.	Opp.
SEC TOURNAMENT (Knoxville, Tenn.)				
Feb. 29	Vanderbilt		44	31
Mar. 1	Tennessee		30	29
Mar. 2	Georgia (championship)		51	43
			892	724

SEC CHAMPIONS

(N1) Birmingham

1940-41—Won 17, Lost 8.

COACH: Adolph Rupp
CAPTAIN: Lee Huber

Dec. 7	Alumni	(H)	62	25
Dec. 12	West Virginia	(H)	46	34
Dec. 13	Maryville	(H)	53	14
Dec. 18	Nebraska	(A)	39	40
Dec. 19	Creighton	(A)	45	54
Dec. 20	Kansas State	(A)	28	25
Dec. 27	Centenary	(H)	70	18

SUGAR BOWL (New Orleans, La.)

Dec. 30	Indiana		45	48
Jan. 4	Notre Dame	(N1)	47	48
Jan. 9	Xavier	(A)	48	43
Jan. 11	West Virginia	(A)	43	56
Jan. 18	Tennessee	(A)	22	32
Jan. 20	Georgia Tech	(A)	47	37
Jan. 25	Xavier	(H)	44	49
Feb. 1	Vanderbilt	(A)	51	50
Feb. 3	Alabama	(A)	38	36
Feb. 8	Alabama	(H)	46	38
Feb. 10	Mississippi	(H)	60	41
Feb. 15	Tennessee	(H)	37	28
Feb. 17	Georgia Tech	(H)	60	41
Feb. 24	Vanderbilt	(H)	58	31

SEC TOURNAMENT (Louisville, Ky.)

Feb. 27	Mississippi		62	52
Feb. 28	Tulane		59	30
Mar. 1	Alabama		39	37
Mar. 2	Tennessee		33	36
			1182	943

(N1) Louisville

1941-42—Won 19, Lost 6.

COACH: Adolph Rupp
CAPTAIN: Carl Staker

Dec. 6	Miami (Ohio) U.	(H)	35	21
Dec. 13	Ohio State	(A)	41	43
Dec. 16	Nebraska	(H)	42	27
Dec. 22	South Carolina	(H)	64	25
Dec. 30	Texas A&M	(H)	49	29
Jan. 2	Washington & Lee	(H)	62	32
Jan. 10	Xavier	(A)	40	39
Jan. 17	Tennessee	(A)	40	46
Jan. 19	Georgia	(A)	51	26
Jan. 20	Georgia Tech	(A)	63	53
Jan. 24	Mexico	(H)	56	26
Jan. 31	Georgia	(H)	55	38
Feb. 2	Alabama	(A)	35	41
Feb. 7	Notre Dame	(A)	43	46
Feb. 9	Alabama	(H)	50	34
Feb. 14	Tennessee	(A)	36	33
Feb. 16	Georgia Tech	(H)	57	51
Feb. 21	Xavier	(H)	44	36

SEC TOURNAMENT Louisville, Ky.

Feb. 26	Florida		42	36
Feb. 27	Mississippi		59	32
Feb. 28	Auburn		40	31
Mar. 1	Alabama (championship)		36	34

SEC CHAMPIONS

POST SEASON GAME (Louisville, Ky.)

Mar. 14	Great Lakes		47	58
---------	-------------	--	----	----

Date	Team	Site	Ky.	Opp.
NCAA TOURNAMENT (New Orleans, La.)				
Mar. 20	Illinois		46	44
Mar. 21	Dartmouth		28	47
			1161	928

1942-43—Won 17, Lost 6.

COACH: Adolph Rupp
CAPTAIN: Melvin Brewer

Dec. 12	Cincinnati	(H)	61	39
Dec. 19	Washington	(H)	45	38
Dec. 23	Indiana	(N1)	52	58
Jan. 2	Ohio State	(H)	40	45
Jan. 4	Ft. Knox	(H)	64	30
Jan. 9	Xavier	(A)	43	38
Jan. 16	Tennessee	(A)	30	28
Jan. 18	Georgia	(A)	60	28
Jan. 19	Georgia Tech	(A)	38	36
Jan. 23	Notre Dame	(N1)	60	55
Jan. 26	Vanderbilt	(H)	39	38
Jan. 30	Alabama	(A)	32	41
Feb. 1	Vanderbilt	(A)	54	43
Feb. 6	Alabama	(H)	67	41
Feb. 8	Xavier	(H)	48	36
Feb. 13	Tennessee	(H)	53	29
Feb. 15	Georgia Tech	(H)	58	31
Feb. 20	De Paul	(A)	44	53

SEC TOURNAMENT Louisville, Ky.

Feb. 25	Tulane		48	31
Feb. 26	Georgia		59	30
Feb. 27	Mississippi State		52	43
Feb. 28	Tennessee		30	33

POST-SEASON GAME (N1)

Mar. 6	Great Lakes		39	53
			1124	887

1943-44—Won 19, Lost 2.

COACH: Adolph Rupp
CAPTAIN:

Dec. 1	Ft. Knox	(H)	51	18
Dec. 4	Berea (Naval V-12)	(H)	54	40
Dec. 11	Indiana	(N1)	66	41
Dec. 13	Ohio State	(A)	40	28
Dec. 18	Cincinnati	(H)	58	30
Dec. 20	Illinois	(A)	41	43
Dec. 28	Carnegie Tech	(A)	61	14
Dec. 30	St. John's	(A)	44	38
Jan. 8	Notre Dame	(N1)	55	54
Jan. 15	Wright Field	(H)	61	28
Jan. 31	Ft. Knox A.R.C.	(H)	76	48
Feb. 5	DePauw	(H)	38	35
Feb. 7	Illinois	(H)	51	40
Feb. 12	Cincinnati	(A)	38	35
Feb. 26	Ohio U.	(H)	51	35

SEC TOURNAMENT (Louisville, Ky.)

Mar. 2	Georgia		57	29
Mar. 3	Louisiana State		55	28
Mar. 4	Tulane (championship)		62	46

SEC CHAMPIONS

NATIONAL INVITATION TOUR. (New York)

Mar. 20	Utah		46	38
Mar. 22	St. John's		45	48
Mar. 26	Oklahoma A&M (consolation)		45	29

(N1) Louisville	1095	745
-----------------	------	-----

1944-45—Won 22, Lost 4.

COACH: Adolph Rupp
CAPTAIN:

Dec. 2	Ft. Knox	(H)	56	23
Dec. 4	Berea	(H)	56	32

Date	Team	Site	Ky.	Opp.
Dec. 9	Cincinnati	(H)	66	24
Dec. 16	Indiana	(N1)	61	43
Dec. 23	Ohio State	(H)	53	*48
Dec. 26	Wyoming	(N2)	50	46
Dec. 30	Temple	(A)	45	44
Jan. 1	Long Island	(A)	62	*52
Jan. 6	Ohio U.	(H)	59	46
Jan. 8	Arkansas State	(H)	75	6
Jan. 13	Michigan State	(H)	66	35
Jan. 20	Tennessee	(A)	34	35
Jan. 22	Georgia Tech	(A)	64	58
Jan. 27	Notre Dame	(N1)	58	*59
Jan. 29	Georgia	(H)	73	37
Feb. 3	Georgia Tech	(H)	51	32
Feb. 5	Michigan State	(A)	50	66
Feb. 17	Tennessee	(H)	40	34
Feb. 19	Ohio U.	(A)	61	38
Feb. 24	Cincinnati	(A)	65	35

SEC TOURNAMENT (Louisville, Ky.)

Mar. 1	Florida		57	35
Mar. 2	Louisiana State		68	37
Mar. 3	Alabama		52	41
Mar. 3	Tennessee (championship)		39	35

SEC CHAMPIONS

NCAA TOURNAMENT (New York)

Mar. 20	Ohio State		37	45
Mar. 21	Tufts (consolation)		66	56

* Denotes overtime period. 1464 1042

(N1) Louisville
(N2) Buffalo, N. Y.

1945-46—Won 28, Lost 2.

COACH: Adolph Rupp
CAPTAIN: Jack Parkinson

Dec. 1	Ft. Knox	(H)	59	36
Dec. 7	Western Ontario	(H)	51	42
Dec. 8	Western Ontario	(H)	71	28
Dec. 15	Cincinnati	(H)	67	31
Dec. 18	Arkansas	(H)	67	42
Dec. 21	Oklahoma	(H)	43	33
Dec. 29	St. John's	(A)	73	59
Jan. 1	Temple	(A)	45	53
Jan. 5	Ohio U.	(H)	57	48
Jan. 7	Fort Benning	(H)	81	25
Jan. 12	Michigan State	(A)	55	44
Jan. 14	Xavier	(A)	62	36
Jan. 19	Tennessee	(A)	50	32
Jan. 21	Georgia Tech	(A)	68	43
Jan. 26	Notre Dame	(N1)	47	56
Jan. 28	Georgia Tech	(H)	54	26
Feb. 2	Michigan State	(H)	59	51
Feb. 4	Vanderbilt	(A)	59	37
Feb. 9	Vanderbilt	(N2)	64	31
Feb. 16	Tennessee	(H)	54	34
Feb. 19	Ohio U.	(A)	60	52
Feb. 23	Xavier	(H)	83	40

SEC TOURNAMENT (Louisville, Ky.)

Feb. 28	Auburn		69	24
Mar. 1	Florida		69	32
Mar. 2	Alabama		59	30
Mar. 2	Louisiana State (championship)		59	36

SEC CHAMPIONS

POST-SEASON GAME

Louisville, Ky.

Mar. 9	Temple		54	43
--------	--------	--	----	----

NATIONAL INVITATION TOUR. (New York)

Mar. 16	Arizona		77	53
Mar. 18	West Virginia		59	51
Mar. 20	Rhode Island (Championship)		46	45

(N1) Louisville	1821	1198
(N2) Paducah, Ky.		

Date	Team	Site	Ky.	Opp.
1946-47—Won 34, Lost 3.				
COACH: Adolph Rupp				
CAPTAIN: Ken Rollins				
Nov. 28	Indiana Central	(H)	78	36
Nov. 30	Tulane	(H)	64	35
Dec. 2	Ft. Knox	(H)	68	31
Dec. 7	Cincinnati	(A)	80	49
Dec. 9	Idaho	(H)	65	35
Dec. 12	De Paul	(N1)	65	45
Dec. 14	Texas A&M	(H)	83	18
Dec. 16	Miami (Ohio) U.	(H)	62	49
Dec. 21	St. John's	(N2)	70	50
Dec. 23	Baylor	(H)	75	34
Dec. 28	Wabash	(H)	96	24
SUGAR BOWL (New Orleans, La.)				
Dec. 30	Oklahoma A&M		31	37
Jan. 4	Ohio U.	(H)	46	36
Jan. 11	Dayton U.	(H)	70	29
Jan. 13	Vanderbilt	(A)	82	30
Jan. 18	Tennessee	(A)	54	39
Jan. 20	Georgia Tech	(A)	70	47
Jan. 21	Georgia	(A)	84	45
Jan. 25	Xavier	(H)	71	34
Jan. 27	Michigan State	(H)	86	36
Feb. 1	Notre Dame	(N1)	60	30
Feb. 3	Alabama	(A)	48	37
Feb. 8	De Paul	(A)	47	53
Feb. 10	Georgia	(H)	81	40
Feb. 15	Tennessee	(H)	61	46
Feb. 17	Alabama	(H)	63	33
Feb. 19	Xavier	(A)	58	31
Feb. 21	Vanderbilt	(A)	84	41
Feb. 22	Georgia Tech	(H)	83	46
SEC TOURNAMENT (Louisville, Ky.)				
Feb. 27	Vanderbilt		98	29
Feb. 28	Auburn		84	18
Mar. 1	Georgia Tech		75	53
Mar. 1	Tulane (championship)		55	38
SEC CHAMPIONS				
POST-SEASON GAME (Louisville)				
Mar. 8	Temple		68	29
NATIONAL INVITATION TOURNAMENT New York, N. Y.				
Mar. 17	Long Island		63	62
Mar. 19	North Carolina State		60	42
Mar. 24	Utah		45	49

(N1) Louisville 2533 1416
(N2) Mad. Sq. Gar., Record Crowd, 18,493

1947-48—Won 36, Lost 3.

COACH: Adolph Rupp
CAPTAIN: Kenneth Rollins

Nov. 29	Indiana Central	(H)	80	41
Dec. 1	Ft. Knox	(H)	80	41
Dec. 5	Tulsa U.	(H)	72	18
Dec. 6	Tulsa U.	(H)	71	22
Dec. 10	De Paul	(N1)	74	50
Dec. 13	Cincinnati	(A)	67	31
Dec. 17	Xavier U.	(H)	79	37
Dec. 20	Temple U.	(A)	59	60
Dec. 23	St. John's	(A)	52	40
Jan. 2	Creighton	(A)	65	23
Jan. 3	Western Ontario	(H)	98	41
Jan. 5	Miami (Ohio)	(A)	67	53
Jan. 10	Michigan State	(A)	47	45
Jan. 12	Ohio U.	(A)	79	57
Jan. 17	Tennessee	(A)	65	54
Jan. 19	Georgia Tech	(A)	71	56
Jan. 20	Georgia	(A)	88	51
Jan. 24	Cincinnati	(H)	70	43
Jan. 31	De Paul	(A)	68	51
Feb. 2	Notre Dame	(A)	55	64
Feb. 5	Alabama	(A)	41	31
Feb. 5	Washington U.	(N2)	69	39

Date	Team	Site	Ky.	Opp.
Feb. 9	Vanderbilt	(A)	82	51
Feb. 14	Tennessee	(H)	69	42
Feb. 16	Alabama	(H)	63	33
Feb. 20	Vanderbilt	(H)	79	43
Feb. 21	Georgia Tech	(H)	78	54
Feb. 24	Temple	(N1)	58	38
Feb. 28	Xavier	(A)	59	37

SEC TOURNAMENT (Louisville, Ky.)

Mar. 4	Florida		87	31
Mar. 5	Louisiana State		63	47
Mar. 6	Tennessee		70	47
Mar. 6	Georgia Tech (championship)		54	43

SEC CHAMPIONS

NCAA TOURNAMENT (New York)

Mar. 18	Columbia		76	53
Mar. 20	Holy Cross		60	52
Mar. 23	Baylor (championship)		58	42

NATIONAL CHAMPIONS

OLYMPIC TRIALS (New York)

Mar. 27	Louisville		91	57
Mar. 29	Baylor		77	59

(Championship—Collegiate Bracket)

Mar. 31	Phillips Oilers (AAU Champs)		49	53
----------------	-------------------------------------	--	-----------	-----------

(N1) Louisville	2690	1730
(N2) Memphis		

OLYMPIC TEAM EXHIBITION GAMES

Kentucky vs. Phillips Oilers

6-30-48	— Tulsa, Okla.	52	60
7- 2-48	— Kansas City, Mo.	70	**69
7- 9-48	— Lexington, Ky.	50	56

†OLYMPIC GAMES (London, England)

July 30	Switzerland	86	21
Aug. 2	Czechoslovakia	53	28
Aug. 3	Argentina	59	57
Aug. 4	Egypt	66	28
Aug. 6	Peru	61	33
Aug. 9	Uruguay	63	28
Aug. 11	Mexico	71	40
Aug. 13	France (championship)	65	21

WORLD CHAMPIONS

** Denotes two overtime periods.
† Kentucky participated as part of U.S. basketball entry.

1948-49—Won 32, Lost 2.

COACH: Adolph Rupp
CAPTAIN:

Nov. 29	Indiana Central	(H)	74	38
Dec. 8	De Paul	(N1)	67	36
Dec. 10	Tulsa U.	(H)	81	27
Dec. 13	Arkansas	(H)	76	39
Dec. 16	Holy Cross	(A)	51	48
Dec. 18	St. John's	(A)	57	30
Dec. 22	Tulane	(N1)	51	47

SUGAR BOWL (New Orleans, La.)

Dec. 29	Tulane		78	47
Dec. 30	St. Louis		40	42

Jan. 11	Bowling Green	(N2)	63	61
Jan. 15	Tennessee	(A)	66	51
Jan. 17	Georgia Tech	(A)	56	45
Jan. 22	De Paul	(A)	56	45
Jan. 29	Notre Dame	(N1)	62	38
Jan. 31	Vanderbilt	(A)	72	50
Feb. 2	Alabama	(A)	56	40
Feb. 3	Mississippi	(N3)	75	45
Feb. 5	Bradley	(N4)	62	52
Feb. 8	Tennessee	(H)	71	56
Feb. 12	Xavier	(H)	96	50
Feb. 14	Alabama	(H)	74	32
Feb. 16	Mississippi	(H)	85	31
Feb. 19	Georgia Tech	(H)	78	32

Date	Team	Site	Ky.	Opp.
Feb. 21	Georgia	(H)	95	40
Feb. 24	Xavier	(A)	51	40
Feb. 26	Vanderbilt	(H)	70	37

SEC TOURNAMENT (Louisville, Ky.)

Mar. 3	Florida		73	36
Mar. 4	Auburn		70	39
Mar. 5	Tennessee		83	44
Mar. 5	Tulane (championship)		68	52

SEC CHAMPIONS

NATIONAL INVITATION TOUR. (New York)

Mar. 14	Loyola of Chicago		56	67
---------	-------------------	--	----	----

NCAA TOURNAMENT
(Eastern Regionals)

New York, N. Y.

Mar. 21	Villanova		85	72
Mar. 22	Illinois		76	47

NCAA FINALS (Seattle, Wash.)

Mar. 26	Oklahoma A&M (championship)		46	36
---------	--------------------------------	--	----	----

2320 1492

NATIONAL CHAMPIONS

(N1) Louisville	(N3) Memphis
(N2) Cleveland	(N4) Owensboro, Ky.

1949-50—Won 25, Lost 5.

COACH: Adolph Rupp
CAPTAIN: Dale Barnstable

Dec. 3	Indiana Central	(H)	84	61
Dec. 10	Western Ontario	(H)	90	18
Dec. 15	St. John's	(A)	58	69
Dec. 21	De Paul	(N1)	49	47
Dec. 25	Purdue	(A)	60	54

SUGAR BOWL (New Orleans, La.)

Dec. 29	Villanova		57	*56
Dec. 30	Bradley (championship)		71	66

Jan. 2	Arkansas	(A)	57	53
Jan. 4	Mississippi State	(N2)	87	55
Jan. 9	North Carolina U.	(H)	83	44
Jan. 14	Tennessee	(A)	53	66
Jan. 16	Georgia Tech	(A)	61	47
Jan. 17	Georgia	(A)	60	71
Jan. 21	De Paul	(A)	86	53
Jan. 23	Notre Dame	(A)	51	64
Jan. 26	Xavier	(A)	58	47
Jan. 28	Georgia	(H)	88	56
Jan. 30	Vanderbilt	(A)	58	54
Feb. 2	Alabama	(A)	66	64
Feb. 4	Mississippi	(N3)	61	55
Feb. 11	Tennessee	(H)	79	52
Feb. 13	Alabama	(H)	77	57
Feb. 15	Mississippi	(H)	90	50
Feb. 18	Georgia Tech	(H)	97	62
Feb. 23	Xavier	(H)	58	53
Feb. 25	Vanderbilt	(H)	70	66

SEC TOURNAMENT (Louisville, Ky.)

Mar. 2	Mississippi State		56	*46
Mar. 3	Georgia		79	63
Mar. 4	Tennessee (championship)		95	58

SEC CHAMPIONS

NATIONAL INVITATION TOUR. (New York)

Mar. 14	City Col. of N. Y.		50	89
---------	--------------------	--	----	----

2089 1696

(N1) Louisville
(N2) Owensboro
(N3) Memphis

* Denotes overtime period.

Date	Team	Site	Ky.	Opp.
------	------	------	-----	------

MEMORIAL COLISEUM ERA

1950-51—Won 32, Lost 2.

(Including exhibition games, Kentucky won 39½ games and lost 2.)

COACH: Adolph Rupp

CAPTAIN: Walt Hirsch

Dec. 1	West Texas State	(H)	73	43
Dec. 9	†Purdue	(H)	70	52
Dec. 12	Xavier	(A)	67	56
Dec. 14	Florida	(H)	85	37
Dec. 16	Kansas	(H)	68	39
Dec. 23	St. John's	(A)	43	37

SUGAR BOWL (New Orleans, La.)

Dec. 29	St. Louis		42	*43
Dec. 30	Syracuse (consolation)		69	59

Jan. 5	Auburn	(H)	79	35
Jan. 8	De Paul	(H)	63	55
Jan. 13	Alabama	(H)	65	48
Jan. 15	Notre Dame	(H)	69	44
Jan. 20	Tennessee	(A)	70	45
Jan. 22	Georgia Tech	(A)	82	61
Jan. 27	Vanderbilt	(A)	74	49
Jan. 29	Tulane	(A)	104	68
Jan. 31	Louisiana State	(A)	81	59
Feb. 2	Mississippi State	(A)	80	60
Feb. 3	Mississippi	(N1)	86	39
Feb. 9	Georgia Tech	(H)	75	42
Feb. 13	Xavier	(H)	78	51
Feb. 17	Tennessee	(H)	86	61
Feb. 19	De Paul	(A)	60	57
Feb. 23	Georgia	(H)	88	41
Feb. 24	Vanderbilt	(H)	89	57

SEC CHAMPIONS

SEC TOURNAMENT (Louisville, Ky.)

Mar. 1	Mississippi State		92	70
Mar. 2	Auburn		84	54
Mar. 3	Georgia Tech		82	56
Mar. 3	Vanderbilt		57	61

POST-SEASON GAME

Mar. 13	Loyola of Chicago	(H)	97	61
---------	-------------------	-----	----	----

NCAA TOURNAMENT

(First Round—Raleigh, N. C.)

Mar. 20	Louisville		79	68
Mar. 22	St. John's		59	43
Mar. 24	Illinois		76	74

(National Finals—

Mar. 27	Kansas St. (championship)		68	58
---------	---------------------------	--	----	----

NATIONAL CHAMPIONS 2540 1783

EXHIBITION GAME

Apr. 27	Ky. All-Stars	(H)	92	49
---------	---------------	-----	----	----

PUERTO RICO EXHIBITION TOUR

Aug. 25	San German Athletics		86	38
Aug. 26	Ponce Lions		83	43
Aug. 27	San Turce		93	40
Aug. 29	Univ. of Puerto Rico		91	44
Sept. 2	U. S. Navy		52	23

(Called at half on account of rain)

Sept. 3	Puerto Rico All-Stars		75	46
---------	-----------------------	--	----	----

† Memorial Coliseum Dedication Game.

* Denotes overtime period.

(N1) Owensboro, Ky.

1951-52—Won 29, Lost 3.

COACH: Adolph Rupp

CAPTAIN: Robert Watson

Dec. 8	Washington & Lee	(H)	96	46
Dec. 10	Xavier	(A)	97	72
Dec. 13	Minnesota	(A)	57	61
Dec. 17	St. John's	(H)	81	40

Date	Team	Site	Ky.	Opp.
Dec. 20	De Paul	(H)	98	60
Dec. 26	U.C.L.A.	(H)	84	53
SUGAR BOWL (New Orleans, La.)				
Dec. 28	Brigham Young		84	64
Dec. 29	St. Louis		60	61
Jan. 2	Mississippi†	(N1)	116	58
Jan. 5	Louisiana State	(H)	57	47
Jan. 7	Xavier	(H)	83	50
Jan. 12	Florida	(A)	99	52
Jan. 16	Georgia	(N2)	99	55
Jan. 19	Tennessee	(A)	65	56
Jan. 21	Georgia Tech	(A)	96	51
Jan. 26	Alabama	(A)	71	67
Jan. 28	Vanderbilt	(A)	88	51
Jan. 30	Auburn	(A)	88	48
Feb. 2	Notre Dame	(N3)	71	66
Feb. 4	Tulane	(H)	103	54
Feb. 6	Mississippi	(H)	81	61
Feb. 9	Georgia Tech	(H)	93	42
Feb. 11	Mississippi State	(H)	110	66
Feb. 16	Tennessee	(H)	95	40
Feb. 21	Vanderbilt	(H)	75	45
Feb. 23	De Paul	(A)	63	61

SEC CHAMPIONS

SEC TOURNAMENT (Louisville, Ky.)#

Feb. 28	Georgia Tech	80	59
Feb. 29	Tulane	85	61
Mar. 1	Tennessee	81	66
Mar. 1	Louisiana State (championship)	44	43

NCAA TOURNAMENT (Eastern Regionals) Raleigh, N. C.

Mar. 21	Penn. State	82	54
Mar. 22	St. John's	57	64

2639 1774

† Not counted as SEC game.

(N1) Owensboro, Ky.

(N2) Louisville

(N3) Chicago

Tournament abandoned after 1952.

1952-53—No Schedule.

(Under suspension by NCAA)

Intra-Squad Scrimmage Results

COACH: Adolph Rupp			
CO-CAPTAINS: Cliff Hagan and Frank Ramsey			
Dec. 13	Varsity	76	Freshmen 45
Jan. 19	Ramseys	71	Hagans 50
Feb. 4	Hagans	68	Ramseys 55
Feb. 28	Blues	49	Whites 47

264

197

1953-54—Won 25, Lost 0.

COACH: Adolph Rupp

CO-CAPTAINS: Cliff Hagan and Frank Ramsey

Dec. 5	Temple	(H)	86	59
Dec. 12	Xavier	(A)	81	66
Dec. 14	Wake Forest	(H)	101	69
Dec. 18	St. Louis	(A)	71	59

UK INVITATIONAL TOURNAMENT

Dec. 21	Duke		85	69
Dec. 22	LaSalle (championship)		73	60
Dec. 28	Minnesota	(H)	74	59
Jan. 4	Xavier	(H)	77	71
Jan. 9	Georgia Tech	(H)	105	53
Jan. 11	De Paul	(H)	81	63
Jan. 16	Tulane	(H)	94	43
Jan. 23	Tennessee	(A)	97	71
Jan. 30	Vanderbilt	(A)	85	63
Feb. 2	Georgia Tech	(N1)	99	48
Feb. 4	Georgia	(H)	106	55
Feb. 6	Georgia	(N2)	100	68

Date	Team	Site	Ky.	Opp.
Feb. 8	Florida	(A)	97	55
Feb. 13	Mississippi	(H)	88	62
Feb. 15	Mississippi State	(H)	81	49
Feb. 18	Tennessee	(H)	90	63
Feb. 20	De Paul	(A)	76	61
Feb. 22	Vanderbilt	(H)	100	64
Feb. 27	Auburn	(N3)	109	79
Mar. 1	Alabama	(A)	68	43

SEC PLAYOFF (Nashville, Tenn.)

(Playoff game to determine SEC champion and representative in NCAA Tournament. Kentucky and LSU tied for league title due to a schedule disagreement. Kentucky won but declined NCAA.)

Mar. 9	Louisiana State	63	56
		2187	1508

SEC CHAMPIONS

(N1) Louisville

(N2) Owensboro, Ky.

(N3) Montgomery

1954-55—Won 23, Lost 3.

COACH: Adolph Rupp

CAPTAIN: Bill Evans

Dec. 4	Louisiana State†	(H)	74	58
Dec. 11	Xavier	(A)	73	69
Dec. 18	Temple	(H)	79	61

UNIVERSITY OF KENTUCKY INVITATIONAL TOURNAMENT Lexington, Ky.

Dec. 21	Utah		70	65
Dec. 22	LaSalle (championship)		63	54
Dec. 30	St. Louis	(H)	82	65
Jan. 1	Temple	(A)	101	69
Jan. 8	Georgia Tech	(H)	58	59
Jan. 10	De Paul	(H)	92	59
Jan. 15	Tulane	(A)	58	44
Jan. 17	Louisiana State	(A)	64	62
Jan. 22	Tennessee	(A)	84	66
Jan. 29	Vanderbilt	(A)	75	71
Jan. 31	Georgia Tech	(A)	59	65
Feb. 3	Florida	(H)	87	63
Feb. 5	Mississippi	(N1)	84	66
Feb. 7	Mississippi State	(A)	61	56
Feb. 9	Georgia	(H)	86	40
Feb. 14	Xavier	(H)	66	55
Feb. 19	De Paul	(A)	76	72
Feb. 21	Vanderbilt	(H)	77	59
Feb. 26	Auburn	(H)	93	59
Feb. 28	Alabama	(H)	66	52
Mar. 5	Tennessee	(H)	104	61

SEC CHAMPIONS

NCAA TOURNAMENT (Eastern Regionals) Evanston, Illinois

Mar. 11	Marquette	71	79
Mar. 12	Penn State	84	59

1987 1588

† Game not counted in SEC standings.

(N1) Memphis

1955-56—Won 20, Lost 6.

COACH: Adolph Rupp

CAPTAIN: Phil Grawemeyer

Dec. 3	Louisiana State†	(A)	62	52
Dec. 10	Temple	(H)	61	73
Dec. 12	De Paul	(H)	71	69
Dec. 15	Maryland	(A)	62	61
Dec. 17	Idaho	(H)	91	49

UK INVITATIONAL TOURNAMENT

Dec. 20	Minnesota	72	65
Dec. 21	Dayton	74	89

Date	Team	Site	Ky.	Opp.
Dec. 28	St. Louis U.	(A)	101	80
Jan. 7	Georgia Tech	(H)	104	51
Jan. 12	Tulane	(H)	85	63
Jan. 14	Louisiana State	(H)	107	65
Jan. 21	Tennessee	(A)	95	68
Jan. 28	Vanderbilt	(A)	73	81
Jan. 30	Georgia Tech	(A)	84	62
Feb. 1	Duke	(H)	81	76
Feb. 4	Auburn	(N1)	82	81
Feb. 6	Florida	(A)	81	70
Feb. 11	Mississippi	(H)	88	49
Feb. 13	Mississippi State	(H)	86	65
Feb. 18	De Paul	(A)	79	81
Feb. 20	Vanderbilt	(H)	76	55
Feb. 25	Alabama	(N1)	77	101
Feb. 27	Georgia	(N2)	143	66
Mar. 3	Tennessee	(H)	101	77

NCAA TOURNAMENT

(Kentucky represented the SEC in NCAA when champion Alabama declined the bid.)
(Eastern Regionals) Iowa City, Iowa

Mar. 16	Wayne U.	(A)	84	64
Mar. 17	Iowa	(A)	77	89

2197 1802

† Game not counted in SEC standings.

(N1) Montgomery

(N2) Louisville

1956-57—Won 23, Lost 5.

COACH: Adolph Rupp

HONORARY CO-CAPTAINS:

Ed Beck and Gerry Calvert

Dec. 1	Washington & Lee	(H)	94	66
Dec. 3	Miami (Fla.)	(H)	114	75
Dec. 8	Temple	(A)	73	58
Dec. 10	St. Louis	(H)	70	71
Dec. 15	Maryland	(H)	76	55
Dec. 18	Duke	(A)	84	85

UK INVITATIONAL TOURNAMENT

Dec. 21	Southern Methodist		73	67
Dec. 22	Illinois (championship)		91	70

SUGAR BOWL (New Orleans, La.)

Dec. 28	Virginia Tech		56	55
Dec. 29	Houston (championship)		111	76
Jan. 5	Georgia Tech	(H)	95	72
Jan. 7	Loyola (Chicago)	(H)	81	62
Jan. 12	Louisiana State	(A)	51	46
Jan. 14	Tulane	(A)	60	68
Jan. 19	Tennessee	(A)	97	72
Jan. 26	Vanderbilt	(A)	91	83
Jan. 28	Georgia Tech	(A)	76	65
Jan. 30	Georgia	(H)	84	53
Feb. 2	Florida	(H)	88	61
Feb. 8	Mississippi	(N1)	75	69
Feb. 11	Mississippi State	(A)	81	89
Feb. 15	Loyola (Chicago)	(A)	115	65
Feb. 18	Vanderbilt	(H)	80	65
Feb. 23	Alabama	(H)	79	60
Feb. 25	Auburn	(H)	103	85
Mar. 2	Tennessee	(H)	93	75

SEC CHAMPIONS

NCAA TOURNAMENT

(Midwest Regional) Lexington, Ky.

Mar. 15	Pittsburgh		98	92
Mar. 16	Michigan State		68	80

(N1) Memphis 2357 1953

1957-58—Won 23, Lost 6.

COACH: Adolph Rupp

HONORARY CAPT.: Ed Beck

Dec. 2	Duke	(H)	78	74
Dec. 4	Ohio State	(A)	61	54
Dec. 7	Temple	(H)	85***	83
Dec. 9	Maryland	(A)	62	71

Date	Team	Site	Ky.	Opp.
Dec. 14	St. Louis	(A)	73	60
Dec. 16	Southern Methodist	(A)	64	65

UK INVITATIONAL TOURNAMENT

Dec. 20	West Virginia		70	77
Dec. 21	Minnesota		78	58
Dec. 23	Utah State	(H)	92	64
Dec. 30	Loyola (Chicago)	(H)	75	42
Jan. 4	Georgia Tech	(H)	76	60
Jan. 6	Vanderbilt	(A)	86	81
Jan. 11	Louisiana State	(H)	97	52
Jan. 13	Tulane	(H)	86	50
Jan. 18	Tennessee	(H)	77	68
Jan. 27	Georgia Tech	(A)	52	71
Jan. 29	Georgia	(N1)	74	55
Jan. 31	Florida	(A)	78	56
Feb. 8	Mississippi	(H)	96	65
Feb. 10	Mississippi State	(H)	72	62
Feb. 15	Loyola (Chicago)	(A)	56	57
Feb. 17	Vanderbilt	(H)	65	61
Feb. 22	Alabama	(N2)	45	*43
Feb. 24	Auburn	(N3)	63	64
Mar. 1	Tennessee	(A)	77	66

SEC CHAMPIONS

NCAA TOURNAMENT

(Midwest Regional) Lexington, Ky.

Mar. 14	Miami (Ohio)		94	70
Mar. 15	Notre Dame		89	56

(FINALS)

Louisville, Ky.

Mar. 21	Temple		61	60
Mar. 22	Seattle (championship)		84	72

2166 1817

NATIONAL COLLEGIATE CHAMPIONS FOR RECORD FOURTH TIME

*** Three overtime periods.

* One overtime period.

(N1) Atlanta (N3) Birmingham

(N2) Montgomery

1958-59—Won 24, Lost 3.

COACH: Adolph Rupp

HONORARY CAPT.: Johnny Cox

Dec. 1	Florida State	(H)	91	68
Dec. 6	Temple	(A)	76	71
Dec. 8	Duke	(A)	78	64
Dec. 11	Southern Methodist	(H)	72	60
Dec. 13	St. Louis	(H)	76	57
Dec. 15	Maryland	(H)	58	*56

UK INVITATIONAL TOURNAMENT

Dec. 19	Ohio State		95	76
Dec. 20	W. Virginia (championship)		97	91
Dec. 29	Navy	(H)	82	69
Dec. 30	Illinois	(N1)	76	75
Jan. 3	Georgia Tech	(H)	72	62
Jan. 6	Vanderbilt	(A)	66	75
Jan. 10	Louisiana State	(A)	76	61
Jan. 12	Tulane	(A)	85	68
Jan. 17	Tennessee	(H)	79	58
Jan. 26	Georgia Tech	(A)	94	70
Jan. 29	Georgia	(H)	108	55
Jan. 31	Florida	(H)	94	51
Feb. 7	Mississippi	(N2)	97	72
Feb. 9	Mississippi State	(A)	58	66
Feb. 14	Notre Dame	(N3)	71	52
Feb. 18	Vanderbilt	(H)	83	71
Feb. 21	Auburn	(H)	75	56
Feb. 23	Alabama	(H)	39	32
Feb. 28	Tennessee	(A)	69	56

NCAA TOURNAMENT

(Kentucky represented the SEC in NCAA when champion Miss. State declined the bid.)
(Midwest Regional) Evanston, Ill.

Mar. 13	Louisville		61	76
---------	------------	--	----	----

Date	Team	Site	Ky.	Opp.
Mar. 14	Marquette		98	69
			2126	1737

* Denotes overtime period.

(N1) Louisville (N3) Chicago, Ill.
(N2) Jackson, Miss.

1959-60—Won 18, Lost 7.

COACH: Adolph Rupp
CO-CAPTS.: Bill Lickert and Don Mills

Dec. 1	Colorado State	(H)	106	73
Dec. 4	UCLA	(A)	68	66
Dec. 5	So. California	(A)	73	87
Dec. 12	St. Louis	(A)	61	73
Dec. 14	Kansas	(A)	77*	72

UK INVITATIONAL TOURNAMENT

Dec. 18	North Carolina		76	70
Dec. 19	West Virginia		70	79
Dec. 20	Temple	(N1)	97	92
Dec. 28	Ohio State	(H)	96	93
Jan. 2	Georgia Tech	(H)	54	62
Jan. 5	Vanderbilt	(A)	76	59
Jan. 9	Louisiana State	(H)	77	45
Jan. 11	Tulane	(H)	68	42
Jan. 16	Tennessee	(A)	78	68
Jan. 25	Georgia Tech	(A)	44	65
Jan. 27	Georgia	(N2)	84	60
Jan. 29	Florida	(A)	75	62
Feb. 6	Mississippi	(H)	61	43
Feb. 8	Mississippi State	(H)	90	59
Feb. 13	Notre Dame	(H)	68	65
Feb. 16	Vanderbilt	(H)	68	60
Feb. 20	Auburn	(A)	60	61
Feb. 22	Alabama	(N3)	75	55
Feb. 27	Tennessee	(H)	63	65
Mar. 5	Pittsburgh	(H)	73	66

1838 1642

* Denotes overtime period.

(N1) Louisville (N3) Montgomery, Ala.
(N2) Columbus, Ga.

1960-61—Won 19, Lost 9.

COACH: Adolph Rupp
CAPTAIN: Dick Parsons

Dec. 1	Va. Military Inst.	(H)	72	56
Dec. 3	Florida State	(H)	58	63
Dec. 7	Notre Dame	(N1)	68	62
Dec. 13	North Carolina	(N2)	70	65
Dec. 17	Temple	(A)	58	66

UK INVITATIONAL TOURNAMENT

Dec. 21	Illinois		83	78
Dec. 22	St. Louis		72	*74
Dec. 31	Missouri	(H)	81	69
Jan. 2	Miami (Ohio)	(H)	70	58
Jan. 7	Georgia Tech	(H)	89	79
Jan. 9	Vanderbilt	(A)	62	64
Jan. 13	Louisiana State	(A)	59	73
Jan. 14	Tulane	(A)	70	72
Jan. 21	Tennessee	(H)	83	54
Jan. 30	Georgia Tech	(A)	60	62
Feb. 4	Florida	(H)	89	68
Feb. 7	Georgia	(H)	74	67
Feb. 11	Mississippi	(N3)	74	60
Feb. 13	Mississippi State	(A)	68	62
Feb. 17	UCLA	(H)	77	76
Feb. 21	Vanderbilt	(H)	60	59
Feb. 25	Alabama	(H)	80	53
Feb. 27	Auburn	(H)	77	51
Mar. 4	Tennessee	(A)	68	61

SEC PLAYOFF (Knoxville, Tenn.)

(To determine SEC representative in NCAA Tournament after champion Miss. State declined bid. Second place Kentucky and Vanderbilt each had 10-4 records.)

Date	Team	Site	Ky.	Opp.
Mar. 9	Vanderbilt		88	67
Mar. 11	Marquette	(N4)	72	88

NCAA TOURNAMENT (Midwest Regional) Louisville, Ky.

Mar. 17	Morehead		71	64
Mar. 18	Ohio State		74	87

2027 1858

(N1) Louisville, Ky.
(N2) Greensboro, N. C.
(N3) Jackson, Miss.
(N4) Chicago, Ill.

* Denotes one overtime period.

1961-62—Won 23, Lost 3.

COACH: Adolph Rupp
CAPTAIN: Larry Pursiful

Dec. 2	Miami (Ohio)	(H)	93	61
Dec. 4	So. California	(H)	77	79
Dec. 11	St. Louis	(H)	86	77
Dec. 16	Baylor	(H)	94	60
Dec. 18	Temple	(H)	78	55

UK INVITATIONAL TOURNAMENT

Dec. 22	Tennessee		96	69
Dec. 23	Kansas St. (championship)		80	67
Dec. 27	Yale	(H)	79	58
Dec. 30	Notre Dame	(N1)	100	53
Jan. 2	Virginia	(H)	93	73
Jan. 6	Georgia Tech	(H)	89	70
Jan. 8	Vanderbilt	(A)	77	68
Jan. 12	Louisiana State	(H)	84	63
Jan. 15	Tennessee	(A)	95	82
Jan. 29	Georgia Tech	(A)	71	62
Jan. 31	Georgia	(N2)	86	59
Feb. 2	Florida	(A)	81	69
Feb. 10	Mississippi	(H)	83	60
Feb. 12	Mississippi State	(H)	44	49
Feb. 19	Vanderbilt	(H)	87	80
Feb. 24	Alabama	(A)	73	65
Feb. 26	Auburn	(A)	63	60
Mar. 5	Tulane	(H)	97	72
Mar. 10	Tennessee	(H)	90	59

SEC CO-CHAMPIONS

NCAA TOURNAMENT (Midwest Regional) Iowa City, Iowa

Mar. 16	Butler		81	60
Mar. 17	Ohio State		64	74

2141 1704

(N1) Freedom Hall, Louisville
(N2) Ga. Tech Coliseum, Atlanta

1962-63—Won 16, Lost 9.

COACH: Adolph Rupp
CAPTAIN: Scotty Baesler

Dec. 1	Virginia Tech	(H)	77	80
Dec. 8	Temple	(A)	56	52
Dec. 12	Florida State	(H)	83	54
Dec. 15	Northwestern	(H)	71	60
Dec. 17	North Carolina	(H)	66	68

UK INVITATIONAL TOURNAMENT

Dec. 21	Iowa		94	69
Dec. 22	West Va. (Championship)		79	75
Dec. 27	Dartmouth	(H)	95	49
Dec. 29	Notre Dame	(N1)	78	70
Dec. 31	St. Louis	(A)	63	87
Jan. 5	Georgia Tech	(H)	85	**86
Jan. 7	Vanderbilt	(A)	106	82
Jan. 11	Louisiana State	(A)	63	56
Jan. 12	Tulane	(A)	81	72
Jan. 19	Tennessee	(H)	69	*78
Jan. 26	Xavier	(H)	90	76
Jan. 28	Georgia Tech	(A)	62	66
Jan. 31	Georgia	(H)	74	67
Feb. 2	Florida	(H)	94	71

Date	Team	Site	Ky.	Opp.
Feb. 9	Mississippi	(N2)	75	69
Feb. 11	Mississippi State	(A)	52	56
Feb. 18	Vanderbilt	(H)	67	69
Feb. 23	Auburn	(H)	78	59
Feb. 25	Alabama	(H)	80	63
Mar. 2	Tennessee	(A)	55	63

1893 1697

(N1) Louisville (N2) Jackson

* Denotes overtime periods

1963-64—Won 21, Lost 6.

COACH: Adolph Rupp

CO-CAPTS.: Cotton Nash and Ted Deeken

Nov. 30	Virginia	(H)	75	64
Dec. 2	Texas Tech	(H)	107	91
Dec. 7	Northwestern	(A)	95	63
Dec. 9	North Carolina	(H)	100	80
Dec. 14	Baylor	(H)	101	65

UK INVITATIONAL TOURNAMENT

Dec. 20	Wisconsin		108	85
Dec. 21	Wake Forest		98	75

(Championship)

Dec. 28	Notre Dame	(N1)	101	81
---------	------------	------	-----	----

SUGAR BOWL (New Orleans, La.)

Dec. 30	Loyola (La.)		86	64
Dec. 31	Duke (Championship)		81	79

Jan. 4	Georgia Tech	(A)	67	76
Jan. 6	Vanderbilt	(A)	83	85
Jan. 10	Louisiana State	(H)	103	84
Jan. 11	Tulane	(H)	105	63
Jan. 18	Tennessee	(H)	66	57
Jan. 25	Georgia Tech	(H)	79	62
Feb. 1	Florida	(A)	77	72
Feb. 3	Georgia	(A)	103	83
Feb. 8	Mississippi	(H)	102	59
Feb. 10	Mississippi State	(H)	65	59
Feb. 17	Vanderbilt	(H)	104	73
Feb. 22	Auburn	(N2)	99	79
Feb. 24	Alabama	(A)	59	65
Feb. 29	Tennessee	(A)	42	38
Mar. 2	St. Louis	(H)	60	67

SEC CHAMPIONS

NCAA TOURNAMENT

(Mideast Regional)
Minneapolis, Minn.

Mar. 13	Ohio University		69	85
Mar. 14	Loyola (Chicago)		91	100

2326 1954

(N1) Louisville

(N2) Montgomery, Ala.

1964-65—Won 15, Lost 10.

COACH: Adolph Rupp

CAPTAIN: Randy Embry

Dec. 4	Iowa	(H)	85	77
Dec. 7	North Carolina	(N1)	67	82
Dec. 9	Iowa State	(H)	100	74
Dec. 12	Syracuse	(H)	110	77

UK INVITATIONAL TOURNAMENT

Dec. 18	West Virginia		102	78
Dec. 19	Illinois		86	91

Dec. 22	St. Louis	(A)	75	80
Dec. 29	Notre Dame	(N2)	97	111
Jan. 2	Dartmouth	(H)	107	67
Jan. 5	Vanderbilt	(H)	79	97
Jan. 9	Louisiana State	(A)	79	66
Jan. 11	Tulane	(A)	102	72
Jan. 16	Tennessee	(A)	58	77
Jan. 18	Auburn	(H)	73	67
Jan. 23	Florida	(A)	68	84

Date	Team	Site	Ky.	Opp.
Jan. 25	Georgia	(A)	102	82
Jan. 30	Florida	(H)	78	61
Feb. 1	Georgia	(H)	96	64
Feb. 6	Mississippi	(H)	102	65
Feb. 8	Mississippi State	(H)	74	56
Feb. 16	Vanderbilt	(A)	90	91
Feb. 20	Auburn	(A)	69	88
Feb. 22	Alabama	(A)	71	75
Feb. 27	Tennessee	(H)	61	60
Mar. 1	Alabama	(H)	78	72

2109 1914

(N1) Charlotte, N. C.

(N2) Louisville, Ky.

1965-66—Won 32, Lost 2.

COACH: Adolph Rupp

HON. CAPT.: (None)

Dec. 1	Hardin-Simmons	(H)	83	55
Dec. 4	Virginia	(A)	99	73
Dec. 8	Illinois	(A)	86	68
Dec. 11	Northwestern	(H)	86	75

UK INVITATIONAL TOURNAMENT

Dec. 17	Air Force		78	58
Dec. 18	Indiana (Championship)		91	56

Dec. 22	Texas Tech	(A)	89	73
Dec. 29	Notre Dame	(N1)	103	69
Jan. 3	St. Louis	(H)	80	70
Jan. 8	Florida	(A)	78	64
Jan. 10	Georgia	(A)	69	**65
Jan. 15	Vanderbilt	(H)	96	83
Jan. 24	Louisiana State	(H)	111	85
Jan. 29	Auburn	(H)	115	78
Jan. 31	Alabama	(H)	82	62
Feb. 2	Vanderbilt	(A)	105	90
Feb. 5	Georgia	(H)	74	50
Feb. 7	Florida	(H)	85	75
Feb. 12	Auburn	(A)	77	64
Feb. 14	Alabama	(A)	90	67
Feb. 19	Mississippi State	(A)	73	69
Feb. 21	Mississippi	(A)	108	65
Feb. 26	Tennessee	(H)	78	64
Mar. 5	Tennessee	(A)	62	69
Mar. 7	Tulane	(H)	103	74

SEC Champions

NCAA TOURNAMENT

(Mideast Regional—Iowa City, Iowa)

Mar. 11	Dayton		86	79
Mar. 12	Michigan		84	77

(Finals—College Park, Md.)

Mar. 18	Duke		83	79
Mar. 19	Texas Western		65	72

2519 2028

INTERNATIONAL UNIVERSITIES

TOURNAMENT

Tel Aviv, Israel

Aug. 3	Warsaw Univ.		67	58
Aug. 4	Cambridge Univ.		104	45
Aug. 6	Salonika Univ.		91	60
Aug. 10	Istanbul Univ.		82	36
Aug. 11	Warsaw Univ.		87	57

(Championship)

2950 2284

(N1) Louisville

** Double overtime

1966-67—Won 13, Lost 13.

COACH: Adolph Rupp

HON. CAPT.: (None)

Dec. 3	Virginia	(H)	104	84
Dec. 5	Illinois	(H)	97	*98
Dec. 10	Northwestern	(A)	118	116
Dec. 13	North Carolina	(H)	55	64

Date	Team	Site	Ky.	Opp.
Dec. 17	Florida	(H)	75	78
UK INVITATIONAL TOURNAMENT				
Dec. 22	Oregon State		96	66
Dec. 23	Kansas St. (Championship)		83	79
Dec. 28	Cornell	(H)	77	92
Dec. 31	Notre Dame	(N1)	96	85
Jan. 5	Vanderbilt	(H)	89	*91
Jan. 14	Florida	(A)	72	89
Jan. 16	Georgia	(A)	40	49
Jan. 21	Auburn	(H)	60	58
Jan. 23	Tennessee	(H)	50	**52
Jan. 28	Louisiana State	(H)	102	72
Jan. 30	Mississippi	(H)	96	53
Feb. 4	Louisiana State	(A)	105	84
Feb. 6	Mississippi	(A)	79	70
Feb. 11	Mississippi State	(H)	72	*77
Feb. 13	Tennessee	(A)	57	76
Feb. 18	Mississippi State	(A)	103	74
Feb. 20	Georgia	(H)	101	76
Feb. 25	Alabama	(A)	71	81
Feb. 27	Auburn	(A)	49	60
Mar. 4	Vanderbilt	(A)	94	110
Mar. 6	Alabama	(H)	110	78

2151 2012

(N1) Louisville

* Overtime

** Double Overtime

1967-68—Won 22, Lost 5.

COACH: Adolph Rupp

CAPTAIN: Thad Jaracz

Dec. 2	Michigan	(A)	96	79
Dec. 4	Florida	(H)	99	76
Dec. 6	Xavier	(H)	111	76
Dec. 9	Pennsylvania	(H)	64	49
Dec. 12	North Carolina	(N1)	77	84

UK INVITATIONAL TOURNAMENT

Dec. 22	Dayton		88	85
Dec. 23	South Carolina		76	66
(Championship)				
Dec. 30	Notre Dame	(N2)	81	73
Jan. 6	Vanderbilt	(A)	94	78
Jan. 8	Alabama	(A)	84	76
Jan. 13	Florida	(A)	78	96
Jan. 15	Georgia	(H)	104	73
Jan. 20	Auburn	(A)	73	74
Jan. 22	Tennessee	(A)	59	87
Jan. 27	Louisiana State	(A)	121	95
Jan. 29	Mississippi	(A)	85	76
Feb. 3	Louisiana State	(H)	109	96
Feb. 5	Mississippi	(H)	78	62
Feb. 10	Mississippi State	(A)	92	84
Feb. 12	Tennessee	(H)	60	59
Feb. 17	Mississippi State	(H)	107	81
Feb. 19	Georgia	(A)	106	87
Feb. 24	Alabama	(H)	96	83
Feb. 26	Auburn	(H)	89	57
Mar. 2	Vanderbilt	(H)	85	80

SEC Champions

NCAA TOURNAMENT MIDEAST REGIONAL

Lexington, Ky.

Mar. 15	Marquette		107	89
Mar. 16	Ohio State		81	82

2400 2103

(N1) Greensboro, N.C. (N2) Louisville

1968-69—Won 23, Lost 5.

COACH: Adolph Rupp

CAPTAIN: Phil Argento

Nov. 30	Xavier	(H)	115	77
Dec. 2	Miami	(A)	86	77

Date	Team	Site	Ky.	Opp.
Dec. 7	North Carolina	(H)	77	87
Dec. 14	Pennsylvania	(A)	102	78
UK INVITATIONAL TOURNAMENT				
Dec. 20	Michigan		112	104
Dec. 21	Army		80	65
(Championship)				
Dec. 28	Notre Dame	(N1)	110	90
Dec. 31	Wisconsin	(N2)	65	69
Jan. 4	Mississippi	(A)	69	59
Jan. 6	Mississippi State	(A)	91	72
Jan. 11	Florida	(H)	88	67
Jan. 13	Georgia	(H)	88	68
Jan. 18	Tennessee	(A)	69	66
Jan. 25	Louisiana State	(A)	108	96
Jan. 27	Alabama	(A)	83	*70
Feb. 1	Vanderbilt	(H)	103	89
Feb. 3	Auburn	(H)	105	93
Feb. 8	Mississippi	(H)	104	68
Feb. 10	Mississippi State	(H)	91	69
Feb. 15	Florida	(A)	81	82
Feb. 17	Georgia	(A)	85	77
Feb. 22	Louisiana State	(H)	103	89
Feb. 26	Alabama	(H)	108	79
Mar. 1	Vanderbilt	(A)	99	101
Mar. 3	Auburn	(A)	90	86
Mar. 8	Tennessee	(H)	84	69

SEC Champions

NCAA TOURNAMENT MIDEAST (Madison, Wisc.)

Mar. 13	Marquette	(N)	74	81
Mar. 15	Miami	(N)	72	71

2542 2199

(N1) Louisville; (N2) Chicago

1969-70—Won 26, Lost 2.

COACH: Adolph Rupp

CO-CAPTAINS: Dan Issel and Mike Pratt

Dec. 1	West Virginia	(H)	106	87
Dec. 6	Kansas	(H)	115	85
Dec. 8	North Carolina	(N1)	94	87
Dec. 13	Indiana	(H)	109	92

UK INVITATIONAL TOURNAMENT

Dec. 19	Navy		73	59
Dec. 20	Duke		98	76
(Championship)				
Dec. 27	Notre Dame	(N2)	102	100
Dec. 29	Miami (Ohio)	(H)	80	58
Jan. 3	Mississippi	(H)	95	73
Jan. 5	Mississippi State	(H)	111	76
Jan. 10	Florida	(A)	88	69
Jan. 12	Georgia	(A)	72	71
Jan. 17	Tennessee	(H)	68	52
Jan. 24	Louisiana State	(H)	109	96
Jan. 26	Alabama	(H)	86	71
Jan. 31	Vanderbilt	(A)	81	89
Feb. 2	Auburn	(A)	84	83
Feb. 7	Mississippi	(A)	120	85
Feb. 9	Mississippi State	(A)	86	57
Feb. 14	Florida	(H)	110	66
Feb. 16	Georgia	(H)	116	86
Feb. 21	Louisiana State	(A)	121	105
Feb. 23	Alabama	(A)	98	89
Feb. 28	Vanderbilt	(H)	90	86
Mar. 2	Auburn	(H)	102	81
Mar. 7	Tennessee	(A)	86	69

SEC Champions

NCAA TOURNAMENT MIDEAST (Columbus, Ohio)

Mar. 12	Notre Dame	(N3)	109	99
Mar. 14	Jacksonville	(N3)	100	106

2709 2253

(N1) Charlotte, N.C.; (N2) Louisville;

(N3) Columbus, Ohio

Date Team Site Ky. Opp.
1970-71—Won 22, Lost 6.

COACH: Adolph Rupp
 HON. CO-CAPTAINS: Mike Casey and Larry Steele

Dec. 1	Northwestern	(A)	115	100
Dec. 5	Michigan	(H)	104	93
Dec. 7	West Virginia	(A)	106	100
Dec. 12	Indiana	(A)	95	93

UK INVITATIONAL TOURNAMENT

Dec. 18	De Paul		106	85
Dec. 19	Purdue		83	89

(Championship)

Dec. 22	Oregon State	(H)	84	78
Dec. 29	Notre Dame	(N1)	92	99
Jan. 2	Mississippi	(A)	103	95
Jan. 4	Miss. State	(A)	79	71
Jan. 9	Florida	(H)	101	75
Jan. 11	Georgia	(H)	79	66
Jan. 16	Tennessee	(A)	71	75
Jan. 23	Louisiana State	(A)	82	79
Jan. 25	Alabama	(A)	86	73
Jan. 30	Vanderbilt	(H)	102	92
Feb. 1	Auburn	(H)	114	76
Feb. 6	Mississippi	(H)	121	86
Feb. 8	Miss. State	(H)	102	83
Feb. 13	Florida	(A)	65	74
Feb. 15	Georgia	(A)	107	95
Feb. 20	Louisiana State	(H)	110	73
Feb. 22	Alabama	(H)	101	74
Feb. 27	Vanderbilt	(A)	119	90
Mar. 1	Auburn	(A)	102	83
Mar. 6	Tennessee	(H)	84	78

SEC Champions

NCAA TOURNAMENT
 MIDEAST REGIONAL (Athens, Ga.)

Mar. 18	Western Ky. (N2)		83	107
Mar. 20	Marquette (N2)		74	91

2670 2373

(N1) Louisville; (N2) Athens, Ga.

1971-72—Won 21, Lost 7.

COACH: Adolph Rupp
 HON. CO-CAPTAINS: Stan Key and Tom Parker

Dec. 1	Northwestern	(H)	94	85
Dec. 4	Kansas	(A)	79	69
Dec. 6	Kansas State	(A)	71	64
Dec. 11	Indiana	(N1)	89	**90
Dec. 13	Michigan State	(H)	85	91

UK INVITATIONAL TOURNAMENT

Dec. 17	Missouri		83	79
Dec. 18	Princeton		96	82

(Championship)

Dec. 28	Notre Dame	(N1)	83	67
Jan. 8	Mississippi	(H)	93	82
Jan. 10	Mississippi State	(H)	104	76
Jan. 15	Florida	(A)	70	72
Jan. 17	Georgia	(A)	73	85
Jan. 22	Tennessee	(H)	72	70
Jan. 24	Vanderbilt	(H)	106	80
Jan. 29	Louisiana State	(H)	89	71
Jan. 31	Alabama	(H)	77	74
Feb. 5	Vanderbilt	(A)	85	*80
Feb. 7	Auburn	(A)	78	72
Feb. 12	Mississippi	(A)	90	82
Feb. 14	Mississippi State	(A)	63	55
Feb. 19	Florida	(H)	95	68
Feb. 21	Georgia	(H)	87	63
Feb. 26	Louisiana State	(A)	71	88
Feb. 28	Alabama	(A)	70	73
Mar. 6	Auburn	(H)	102	67
Mar. 9	Tennessee	(A)	67	66

SEC Co-Champions (Earned NCAA bid by beating Tennessee twice)

NCAA TOURNAMENT
 MIDEAST REGIONAL (Dayton, Ohio)

Date	Team	Site	Ky.	Opp.
Mar. 16	Marquette	(N2)	85	69
Mar. 18	Florida State	(N2)	54	73

2311 2093

(N1) Louisville; (N2) Dayton, Ohio

JOE HALL ERA

1972-73—Won 20, Lost 8.

COACH: Joe B. Hall
 HON. CAPTAIN: Jim Andrews

Dec. 2	Michigan State	(A)	75	66
Dec. 4	Iowa	(H)	66	79
Dec. 9	Indiana	(A)	58	64
Dec. 11	North Carolina	(N1)	70	78

UK INVITATIONAL TOURNAMENT

Dec. 15	Nebraska		85	60
Dec. 16	Oregon		95	68

(Championship)

Dec. 23	Kansas	(H)	77	71
Dec. 30	Notre Dame	(N1)	65	63
Jan. 6	Mississippi	(A)	58	61
Jan. 8	Mississippi State	(A)	90	81
Jan. 13	Florida	(H)	95	65
Jan. 15	Georgia	(H)	89	68
Jan. 20	Tennessee	(A)	64	65
Jan. 22	Vanderbilt	(A)	75	76
Jan. 27	Louisiana State	(A)	86	71
Jan. 29	Alabama	(A)	95	93
Feb. 3	Vanderbilt	(H)	76	83
Feb. 5	Auburn	(H)	88	57
Feb. 10	Mississippi	(H)	88	70
Feb. 12	Mississippi State	(H)	100	*87
Feb. 17	Florida	(A)	94	83
Feb. 19	Georgia	(A)	99	86
Feb. 24	Louisiana State	(H)	94	76
Feb. 26	Alabama	(H)	111	95
Mar. 3	Auburn	(A)	91	79
Mar. 8	Tennessee	(H)	86	81

SEC Champions

NCAA TOURNAMENT
 MIDEAST REGIONAL (Nashville, Tenn.)

Austin Peay	(N2)	106	*100
Indiana	(N2)	65	72

2341 2098

(N1) Louisville; (N2) Nashville, Tenn.)

1973-74—Won 13, Lost 13

COACH: Joe B. Hall
 CAPTAIN: Ronnie Lyons

Dec. 1	Miami (O.)	(H)	81	68
Dec. 3	Kansas	(A)	63	71
Dec. 8	Indiana	(N1)	68	77
Dec. 10	North Carolina	(N2)	84	101
Dec. 14	Iowa	(A)	88	80

UK INVITATIONAL TOURNAMENT

Dec. 21	Dartmouth		102	77
Dec. 22	Stanford		78	77

(Championship)

Dec. 29	Notre Dame	(N1)	79	94
Jan. 5	Louisiana State	(A)	84	95
Jan. 7	Georgia	(H)	80	74
Jan. 12	Auburn	(H)	79	58
Jan. 14	Tennessee	(A)	54	67
Jan. 19	Mississippi	(H)	93	64
Jan. 21	Alabama	(A)	77	81
Jan. 26	Florida	(A)	91	82
Jan. 28	Vanderbilt	(H)	65	82
Feb. 2	Mississippi State	(A)	82	70
Feb. 4	Louisiana State	(H)	73	70
Feb. 9	Georgia	(A)	86	72
Feb. 11	Auburn	(A)	97	*99
Feb. 16	Tennessee	(H)	61	58
Feb. 18	Mississippi	(H)	60	61
Feb. 23	Alabama	(H)	71	94
Feb. 25	Florida	(H)	65	75
Mar. 2	Vanderbilt	(A)	69	71
Mar. 4	Mississippi State	(H)	108	69

(N1) Louisville; (N2) Greensboro, N.C.

2038 1987
 103

WILDCATS IN AUSTRALIA

The University of Kentucky basketball team made its first overseas appearance since 1966 when it accepted an invitation from the Australian Basketball Federation to make a playing tour of the "Land Down Under."

Including a single game stop at Tahiti, the Wildcats played a gruelling 19 game schedule in only 23 days and travelled over 3,000 miles by bus, automobile and van through some of the most desolate but beautiful country in Australia.

The trip proved fruitful in many ways. The players, billeted in private homes, made countless friends and learned a new life-style. The technical side of the trip—basketball—showed a vast improvement also.

"We developed into a much better defensive team than when we started out on the tour," said coach Joe B. Hall, "and I thought we made great strides in playing unselfishly on offense."

The Results:

Date	Opponent	Ky.	Opp.
May 13	Tahitian National Team	116	62
May 17	Australia	87	97
May 18	Newcastle	90	78
May 19	N. S. W. All Stars	123	67
May 21	Illawarra Hawks	115	57
May 22	N. S. W. All Stars	106	50
May 23	A. C. T.	96	69
May 25	Bulleen Heidelberg	88	83
May 26	St. Kilda Business House	80	67
May 27	Nunawading	99	82
May 28	Melbourne	79	86
May 30	Gippsland All Stars	127	74
May 31	Bulleen Heidelberg	72	71
June 1	Laker All Stars	111	83
June 3	South Australian All Stars	109	96
June 4	South Australian All Stars	110	81
June 5	South Australian All Stars	111	84
June 6	Coburg	108	82
June 7	St. Kilda Business House	96	85

Scoring Averages:

Kevin Grevey	17.0	Ray Edelman	7.4
Jimmy Dan Conner	16.4	Jerry Hale	4.5
Bob Guyette	14.2	Steve Lochmueller	4.5
Mike Flynn	13.7	Larry Johnson	3.6
G. J. Smith	11.4	Reggie Warford	3.4
Merion Haskins	8.9		

TELEVISION COVERAGE

Kentucky basketball games in Memorial Coliseum and Freedom Hall may be seen on a delayed television network this year.

Wildcat games in the University of Kentucky Invitational Tournament will be telecast live if both sessions are sellouts, otherwise, it will be on a delayed basis.

Tipoff time for regular season games is 11:30 p.m., EST.

UKIT tipoff is approximately 9:30 p.m. Dec. 20 and at the same time Dec. 21 if they win their first game. A loss would put them in the consolation game at 7:30 p.m.

The following stations are included in the network:

Channel 3—WAVE-TV, Louisville (Flagship Station)

Channel 27—WKYT-TV, Lexington

Channel 29—WDXR-TV, Paducah

Channel 57—WKYH-TV, Hazard

Channel 14—WFIE-TV, Evansville, Ind.

KENTUCKY'S HOME ATTENDANCE

Year	No. Games	Attendance	Average
1973-74	12	130,755	10,896
1972-73	13	150,856	11,604
1971-72	13	150,297	11,561
1970-71	13	152,471	11,728
1969-70	15	181,295	12,086
1968-69	13	165,500	11,821
1967-68	16	178,000	11,333
1966-67	13	136,588	10,502
1965-66	13	149,571*	11,505
1964-65	14	151,000	10,786
1963-64	14	165,650	11,117
1962-63	15	153,132	10,208
1961-62	16	165,495	10,343
1960-61	14	129,978	9,284
1959-60	13	138,995	10,692
1958-59	15	177,824	11,855
1957-58	13	124,461	9,574
1956-57	14	129,733	9,266
1955-56	13	126,104	9,700

* Season high in the nation.

