

Duplicate

University of Kentucky Basketball Facts 1976-77

University Archives
Margaret I. King Library - 196

Lexington Center
Rupp Arena



KENTUCKY VARSITY BASKETBALL SCHEDULE—1976-77

Date	Opponent	Site
1976		
Nov. 27	Wisconsin (TV)	Rupp Arena
Dec. 2	Texas Christian	Rupp Arena
Dec. 6	Indiana (TV)	Bloomington
Dec. 11	Kansas	Rupp Arena
Dec. 13	South Carolina (TV)	Columbia
Dec. 17	UKIT: Utah vs. West Virginia;	Rupp Arena
Dec. 18	Kentucky vs. Bowling Green	Rupp Arena
Dec. 30	Notre Dame	Louisville
1977		
Jan. 1	Georgia	Rupp Arena
Jan. 3	Tennessee	Rupp Arena
Jan. 8	Vanderbilt (TV)	Nashville
Jan. 15	Auburn	Auburn
Jan. 17	Florida	Gainesville
Jan. 22	L. S. U.	Rupp Arena
Jan. 24	Mississippi	Rupp Arena
Jan. 29	Alabama	Tuscaloosa
Jan. 31	Mississippi State	Starkville
Feb. 5	Vanderbilt	Rupp Arena
Feb. 7	Florida State	Louisville
Feb. 12	Auburn	Rupp Arena
Feb. 14	Florida	Rupp Arena
Feb. 19	L. S. U.	Baton Rouge
Feb. 21	Mississippi	Oxford
Feb. 26	Alabama (TV)	Rupp Arena
Feb. 28	Mississippi State	Rupp Arena
Mar. 5	Georgia	Athens
Mar. 7	Tennessee (TV)	Knoxville

COVER PICTURE—Sports artist Ted Watts of Oswego, Kansas, captures the spirit of Kentucky's new basketball heritage—Rupp Arena and its namesake, retired coach Adolph Rupp, looking on as current coach Joe B. Hall beckons to co-captain Larry Johnson and to unseen Wildcats of the future.

Photo Credits—Bradley Photographers, Dallas, Texas; UK Photo Services.

Duplicate

University of Kentucky
Basketball Facts — 1976-77
University Archives
Margaret I. King Library - North

~~University of Kentucky~~

INDEX Lexington, Kentucky 40506

All-Americans, All-NCAA	38-39	Radio-TV Network	Inside Back
All-Conference	39	Working Information	2
Athletic Director Hagan	7-9, 116	Rupp Arena	43-45, 120
Athletic Asst. Dir. Ham	9	Southeastern Conference	
Athletic Asst. Dir. Ivy	9	Champions By Years	21
Athletic Association		Composite Standing,	
Board of Directors	10	Kentucky in SEC,	
Staff Members	4	Final SEC Standings—1975-76	22
Attendance Records	10	1977 SEC Schedule	20
Award Winners (Annual)	34-37	Television Series	21
Basketball Staff		Sports Information—	
Coach Hall	14-16, 116	Rice, Perry	19
Assts. Parsons, Hamilton		Tournament Trail	31-33
Long	16-17, 116	UKIT	26-31
Wilson, McCombs, Andrews,		University of Kentucky	
Keightley, Rollins	18	General Information	4
Student Assistants	115	President Singletary	6
Coaches Through Years	24	Varsity Basketball	
Fabulous Five	96	Player Profiles	46-58
Frosh All-Time Records	67	Game By Game Rebounding	65
Helm's Selections	93	Game By Game Scoring	64
Home Floor Losses	23	Outlook—1976-77	11-12
Lexington Center	44-45	Picture Pages	116-119
Lettermen Through Years	94-96	Quick Facts	5
Modern Record (1946		Records—Team, Individual,	
to Date)	40-43	Misc., Memorial	
NCAA 50-Year Win		Coliseum	87-93
Leaders	66	Retired Jerseys	59
NCAA Titlists	24	Roster	62
Nickname, Origin of	61	Schedule	Inside Front
NIT Champs, 1976	113-114	Scorers—Top All Time,	
Opponents Information		Regular Season	25
Highs and Lows	92-93	Scores—Game By Game	97-112
Record vs. 1976-77		Season Record—1975-76	61
Opponents	80-83	Signees Sketches	56-58
Record vs. All Opponents	84-86	Statistics—1975-76	63
Scouting Reports	68-79	Team Picture	60
Press-Radio-TV		Time Played—High Game	66
Kentucky Outlets	3	Wildcats At A Glance	13

Compiled and Edited by Jack Perry, Asst. Sports Information Director
RUSSELL RICE, Director of Sports Information

TO THE PRESS AND RADIO-TV

Here is your copy of the 1976-77 facts booklet on Kentucky basketball which we sincerely hope will aid you in covering and answering questions on the Wildcats this season. If you desire additional information, special stories, pictures or have questions not answered herein, please feel free to contact the Sports Information Office in Memorial Coliseum (Telephone A.C. 606-257-3838, 257-3839).

RUSSELL RICE
Director of Sports Information

JACK PERRY
Asst. Director of Sports Information

Miss Ann Easterling
Secretary

Athletic Office Phones:

Cliff Hagan — (606) 258-2881
Frank Ham — (606) 258-5611
Larry Ivy — (606) 258-4911
Coach Joe B. Hall — (606) 257-1916 or 257-1917
Asst. Coaches: Dick Parsons — (606) 257-3640;
Leonard Hamilton — (606) 257-4781;
Jim Long — (606) 266-4005

Information

WORKING TICKETS—Address requests to Sports Information Office as far in advance as possible. Tickets will not be mailed unless requested and will be held at the Press Entrance of Rupp Arena for pickup on game night.

PRESS DOOR—Entrance to the area set aside for press, radio and TV is Gate No. 5 on the Patterson Street side of Rupp Arena.

PRESS PARKING—At the time of publication, no reserved parking for press has been allotted by the Lexington Center. It is recommended those with heavy equipment arrive early, unload at Gate No. 5, and then find parking at the nearest available location. A public parking lot is located on High Street immediately across from the Arena.

PRESS ROOM—Located on floor level under stands behind visitors' bench area. Will feature work space with necessary electrical outlets and telephone service.

COMPS—No individual game allotment.

TELECOPIERS—Those persons desiring telecopier usage should supply their own equipment and advise the Sports Information Office of their intention so proper coordination may be made with the General Telephone Co.

RADIO BROADCASTS—Broadcasting rights to UK games are assigned exclusively to the Jim Host and Associates, 512 E. Main, Lexington, Ky., 40508 (Telephone 606/252-5696). One free reciprocal outlet is guaranteed opponent schools visiting Lexington. Any additional stations must clear through Jim Host and Associates and the UK Director of Broadcasting, Mr. Pete Manchikes (257-2655). Working passes will be supplied approved stations by Sports Information Office.

SERVICES—Working press, radio and TV will be furnished game programs, brochures, running play-by-play, halftime quickie box and final statistics in the form of a complete, 12-column dittoed box score.

ARENA LIGHTING—Rupp Arena Lighting will provide 250-275 foot candle on playing floor with a mixture of incandescent and metal halide lights.

KENTUCKY PRESS-RADIO-TELEVISION OUTLETS

Lexington:

Lexington Herald-Leader
Steve Wilson, Ex.S.E.
Rick Bailey
D. G. Fitzmaurice
227 West Short Street
Lexington, Ky. 40507

WVLK Radio
Ralph Hacker
John Henderson
P.O. Box 1559
Lexington, Ky. 40501

WLAP Sports
P. O. Box 11670
Lexington, Ky. 40511

WBLG Radio Sports
130 Barr Street
Lexington, Ky. 40507

WLEX-TV
Tom Hammond, Director
P.O. Box 1457
Lexington, Ky. 40501

WKYT-TV
Denny Trease, Director
P.O. Box 655
Lexington, Ky. 40501

WTVQ-TV
Mike McNamara, Director
Box 5590
Lexington, Ky. 40501

Bob Cooper
Associated Press
146 Market
Lexington, Ky. 40507

Kentucky Kernel Sports
University of Kentucky
Lexington, Ky. 40506

CATS PAUSE
P.O. Box 7297
Lexington, Ky. 40502

Louisville:

Louisville Courier-Journal
Earl Cox, Ex.S.E.
Dave Kindred
George Rorrer
525 West Broadway
Louisville, Ky. 40202

Louisville Times Sports
Dick Fenlon
Paul Borden
Tev Laudeman
525 West Broadway
Louisville, Ky. 40202

WHAS & WHAS-TV
Cawood Ledford
P.O. Box 1084
Louisville, Ky. 40201

Associated Press
525 West Broadway
Louisville, Ky. 40201

UPI Sports
P.O. Box 537
Louisville, Ky. 40201

WAVE & WAVE-TV Sports
Ed Kallay, Director
725 South Floyd Street
Louisville, Ky. 40203

WLKY-TV Sports
Dave Conrad
P.O. Box 6218
Louisville, Ky. 40216

WINN Radio Sports
Third and Broadway
Louisville, Ky. 40202

WAKY Radio Sports
558 South Fifth Street
Louisville, Ky. 40204

State:
Ashland Independent
Mike Reliford
Sports Department
226 17th Street
Ashland, Ky. 41101

Park City News
Sports Department
813 College Street
Bowling Green, Ky. 42101

Tribune-Times Sports
Ky. and Monroe Streets
Corbin, Ky. 40701

Post & Times-Star Sports
Andy Cox
421 Madison Avenue
Covington, Ky. 41011

Advocate-Messenger
Sports Department
Danville, Ky. 40422

Bob Watkins
News-Enterprise Sports
Elizabethtown, Ky. 42701

State-Journal Sports
Paul Weddle
321 West Main Street
Frankfort, Ky. 40601

UPI Sports
321 W. Main
Frankfort, Ky. 40601

The Times Sports
301 South Green Street
Glasgow, Ky. 42141

The Enterprise Sports
Central Street
Harlan, Ky. 40831

Gleaner-Journal Sports
Mike Field
216 North Elm
Henderson, Ky. 42420

Kentucky New Era Sports
123 West 7th Street
Hopkinsville, Ky. 42240

The Messenger
Mike Embry, Sports
221 South Main Street
Madisonville, Ky. 42431

Messenger Sports
206 West Broadway
Mayfield, Ky. 42066

Ledger-Independent
Sports Department
43 West Second
Maysville, Ky. 41056

Larry Fleeman
News Sports Editor
Chester Avenue
Middlesboro, Ky. 40965

Messenger and Inquirer Sports
1401 Frederica Street
Owensboro, Ky. 42301

Sun-Democrat Sports
Pat Moynahan
408 Kentucky Avenue
Paducah, Ky. 42001

Paris Daily Enterprise Sports
23 East 4th Street
Paris, Ky. 40361

Ken Green
Register Sports
South Second Street
Richmond, Ky. 40475

Jim Kurk
Commonwealth-Journal
102 North Maple Street
Somerset, Ky. 42501

The Winchester Sun
Neal Bryant
Sports Department
Wall and Cleveland Streets
Winchester, Ky. 40391

UNIVERSITY OF KENTUCKY

General Information

LOCATION—Lexington, Ky., a community of 205,000 in the heart of Kentucky's famed Blue Grass region. Renowned as the world capital of the thoroughbred horse industry and known also as the world's largest loose-leaf tobacco market.

FOUNDED—1865

ENROLLMENT—(On campus—20,549)

PRESIDENT—Dr. Otis A. Singletary (At 13 Community Colleges—17,000)

VICE-PRESIDENT FOR ADMINISTRATION—Dr. Don Clapp

VICE-PRESIDENT FOR ACADEMIC AFFAIRS—Dr. Lewis Cochran

VICE-PRESIDENT, BUSINESS AFFAIRS—Jack Blanton

VICE-PRESIDENT, MEDICAL CENTER—Dr. Peter Bosomworth

VICE-PRESIDENT, MINORITY AFFAIRS—Dr. John T. Smith

VICE-PRESIDENT, STUDENT AFFAIRS—Dr. Robert G. Zumwinkle

VICE-PRESIDENT, COMMUNITY COLLEGES—Dr. Maurice Stanley Wall

VICE-PRESIDENT, UNIVERSITY RELATIONS—Dr. Ray Hornback

FACULTY CHAIRMAN OF ATHLETICS—Dr. William Matthews

(UK's faculty representative to Southeastern Conference)

DIRECTOR OF INFORMATION SERVICES—Bernie Vonderheide

CONFERENCE—Southeastern (member since founding in 1933)

BAND—Varsity (Director—Wm. Harry Clarke) FIGHT SONG—"On, On, U. of K."

STADIUM—Commonwealth Stadium (56,696)

HOME ARENA—Rupp Arena (capacity 23,000)

Athletics Staff

DIRECTOR OF ATHLETICS—Cliff Hagan

Assistant to Director—Mrs. Louise Gilchrist

Assistant to Director for Academic Affairs—Dr. Frank Downing

ASSISTANT DIRECTOR OF ATHLETICS—Frank Ham

ASSISTANT DIRECTOR OF ATHLETICS-FINANCES—Larry Ivy

HEAD BASKETBALL COACH—Joe B. Hall (Kentucky '55)

ADMINISTRATIVE SECRETARY—Mrs. Jane Rollins

ASSISTANT COACHES—Dick Parsons, Leonard Hamilton, Jim Long

HEAD COACHES OTHER SPORTS—Football: Fran Curci, Baseball: Tuffy

Horne, Track and Cross Country: Ken Olson, Tennis: Graddy Johnson,

Golf: Dan Leal, Swimming and Water Polo: Wynn Paul, Rifle: Capt. Keith

Skidmore, Wrestling: Fletcher Carr.

TICKET SALES MANAGER—Al Morgan

ACCOUNTANT—J. R. Hisle

TRAINER—Roy Don Wilson

ASSISTANT TRAINER—Walt McCombs

BASKETBALL EQUIPMENT MANAGER—Bill Keightley

SPORTS INFORMATION DIRECTOR—Russell Rice (Kentucky '51)

ASSISTANT SPORTS INFORMATION DIRECTOR—Jack Perry

QUICK FACTS ON KENTUCKY BASKETBALL

- NCAA CHAMPIONS—Four Times (1948, '49, '51, '58) in 22 Appearances.
35 Victories.
- NCAA RUNNER-UP—Two Times (1966, '75)
- NIT CHAMPIONS—1946, 1976 SUGAR BOWL CHAMPIONS—Five Times.
- UK INVITATIONAL CHAMPIONS—Seventeen Times in 23 Tournaments.
- SEC CHAMPIONS—Record 29 Times Since 1933. (Last in 1975.)
- WORLD CHAMPIONS—1948 Olympic Games.
- INTERNATIONAL UNIVERSITIES TOURNAMENT CHAMPIONS—1966.
- NATIONAL CHAMPIONS BY POLLS—Six Times Since 1949.
- ALL-TIME RECORD—Won 1,163, Lost 372, Tied 1 in 72 Seasons.
- KENTUCKY ALL-AMERICANS—27 Players Honored 40 Times.
- ALL-SOUTHEASTERN—54 Players Honored 96 Times.
- PROFESSIONALS—35 Players Entered Ranks.
- MEMORIAL COLISEUM (11,500) — Home Floor 1950-1976 (Won 308, Lost 38).
- RECORD HIGH POINTS—143 vs. Georgia (Neutral Site) '56—At Home 121 vs. Mississippi '71.
- INDIVIDUAL HIGH—53 By Dan Issel in 1970 vs. Mississippi at Oxford.
- BIGGEST VICTORY MARGIN—77 vs. Georgia in 1956—At Home, 53 vs. Georgia Tech '56, Georgia '59.

WILDCATS CARVE INCREDIBLE POST-SEASON TOURNAMENT RECORD

Since Kentucky made its first appearance in a major post season basketball tournament in 1942, no graduating class has ever missed the opportunity to play in either the NCAA or National Invitation Tournaments.

In fact, the Wildcats have an incredible record which has seen them miss only seven times (1943, '53, '54, '60, '63, '65, '67 and '74) in the past 32 years. Two of those misses were in 1953, when they sat out a season, and '54, when the undefeated National Champions won an automatic NCAA berth but declined the bid.

The University has had only two undefeated seasons in its illustrious basketball history. The first was 9-0 in 1911-12, the other 25-0 in 1953-54.



DR. OTIS A. SINGLETARY
President, University of Kentucky

Established in 1865 under provisions of the Morrill Act of 1862 as the Agricultural and Mechanical College of Kentucky University, the University of Kentucky today has approximately 37,500 students in the 15 academic colleges and Graduate School on the central campus in Lexington and in its 13 community colleges.

In 1878, the school separated from Kentucky University and became an independent institution supported by the state, and since 1916 has been known as the University of Kentucky, embodying the functions of teaching, public service and research.

Situated in the famed Blue Grass region of Central Kentucky, the University maintains several research institutes whose work increasingly affects state and nation: the Tobacco and Health Research Institute, the Office of Business Development and Government Services, the Institute for Mining and Minerals Research, and the Water Resources Institute.

It is fully accredited in its respective colleges and departments by all of the major professional societies and educational organizations.

President since 1969 has been Dr. Otis A. Singletary, who came from the University of Texas, Austin, where he was executive vice chancellor for academic affairs. He earlier had been director of the Job Corps program for the Office of Economic Opportunity, and chancellor of the University of North Carolina at Greensboro.

He is the eighth president of the University. Unique recognition of his service to the institution came recently from the UK Alumni Association, which presented him its Alumni Service Award—an honor rarely bestowed upon a non-alumnus of the University.



CLIFF HAGAN
Director of Athletics

The University of Kentucky basketball team's move into the new 23,000-seat Rupp Arena must be viewed with pride and sentiment by Cliff Hagan, who was a sophomore member of the Wildcat varsity that dedicated Memorial Coliseum in 1950 and who is now UK director of athletics.

After earning All-American acclaim and setting various school scoring and rebounding records, Hagan was an all-pro player, a radio color announcer, a pro coach and a bank executive before returning to his alma mater as assistant director of athletics in 1972 and then taking over the directorship in 1975.

The move into Rupp Arena complements the football team's move into beautiful Commonwealth Stadium during Hagan's first year as assistant AD and gives the University two of the nation's finest facilities in which to display its major sports teams.

This goes along with Hagan's primary aim of upgrading the UK athletic facilities, but he has gone beyond the two "revenue" sports, adding a press box to the baseball field, completing plans to enlarge Shively Sports Center and looking to the day when he can put on the drawing boards an Olympic swimming pool and a field house, which he says are "desperately needed for our program and our students."

Under Hagan's direct supervision, the Athletics Association, through the Blue & White Fund, has received more than a million dollars in contributions to keep the program operating in the black by carrying the burden of its grants-in-aid.

Part of those funds have financed a 110-yard Astro-Turf practice field in the Shively Sports Center complex. Other improvements at the Center include installation of open-air type lockers in the dressing rooms, and a planned expansion of the main building, with the size of training and conditioning rooms to be increased.

In his strong dedication to the scholar-athlete, Hagan continues to give the academic program support and emphasis. "I feel a genuine commitment to provide all the academic support and encouragement we can to help our athletes leave our campus with an education and a degree," he said.

On the games side of the ledger during Hagan's first year as AD, Wildcat wrestling and rifle teams won SEC titles, the basketball team won the NIT, the baseball team won the SEC Eastern Division and the tennis team finished fourth in the conference. And the 1976 football team was a pleasant surprise, filling Commonwealth Stadium game after game.

Kentucky's overall total of 43½ points placed the Wildcats fifth in the tough SEC all-sports standing, their highest finish in several years.

Hagan joined the Wildcat athletics staff as assistant to Harry Lancaster, with varied administrative duties, including creation and implementation of the Blue & White Fund for the then-new Commonwealth Stadium. He was named director of athletics in July 1975 while Lancaster, whose retirement was not effective until February of 1976, remained as a special assistant to Hagan.

Hagan's path to the athletics directorship began at Owensboro, Kentucky, where he established a then state high school tournament record of 41 points in leading Owensboro to victory over Lafayette in the championship game of the 1949 state high school tournament.

At UK, he played on teams that won 86 of 91 games and an NCAA championship (1951). The 1954 team, undefeated in 25 games, elected not to participate in the national tournament.

Hagan set a dozen Southeastern Conference records and an NCAA record of 528 rebounds as a junior. He averaged 24 points a game, led the nation in rebounding, and scored a UK record of 51 points against Temple in 1954.

He was a member of Sigma Nu Fraternity, Student Government, Baptist Student Union, Fellowship of Christian Athletes and twice was selected among the top ten students in the College of Education.

After graduating from UK in 1954, Hagan served two years at Andrews Air Force Base, Washington, D. C., as a commissioned officer. He led the base to two World Wide Air Force championships and won All-Service honors both years.

During ten years with the St. Louis Hawks, he ranked high among 11 players on the league scoring charts with 12,433 points in 672 games for an 18.5 mark and was selected to play in five East-West All-Star games and was named to the NBA second All-League team twice. He hit over .790 from the free throw line seven years in a row and held the NBA record for most field goals scored in a single quarter (12).

The Hawks won the Western Division six times during Hagan's playing career there and defeated the Boston Celtics in 1958 for the world championship. Hagan was All-Pro in the NBA in 1957-62, inclusive.

He received his M.S. in education from Washington University in 1958.

In 1965, a Herbert Hoover Boys Club of America was organized in Owensboro and named the Cliff Hagan Boys Club of America.

During his 11th year in St. Louis, Hagan did radio and television commentary for the Hawks' basketball team and for Anheuser Busch.

He then joined the Dallas Chaparrals as player-coach and was selected as the 1958 Texas Professional Coach of the Year. When he left Dallas, he was only 92 points shy of a regular-season career total of 15,000 points.

In 1974, he was named to the Hall of Fame Magazine's All-America second-team for the 1951-1973 period, to the Orlando (Fla.) Sentinel Star's All-Time Southeastern Conference first team, and the All-Time top collegiate

player in the State of Kentucky by Inside Kentucky Sports Magazine. In 1975, he was named to the Kentucky Athletic Hall of Fame, was inducted into the UK Alumni Association Hall of Distinguished Alumni and was a recipient of the University of Kentucky Centennial "K" Medallion tendered by the UKAA for past athletic accomplishments, during UK's Centennial Year observance.

He is married to the former Martha Milton of Owensboro. They have four children: Lisa, 20, Laurie, 18, Amy, 14, and Kip, 12.

FRANK HAM, Assistant Director of Athletics



Frank Ham became Assistant Director of Athletics in July 1975 soon after Cliff Hagan succeeded Harry C. Lancaster as Director of Athletics.

A native of Scranton, Pa., Ham came to the University in 1969 as Administrative Assistant to football coach John Ray, and was reassigned to the Athletic Director's staff in 1972 when Ray resigned.


Ham graduated from high school at Niles, Mich., and completed his undergraduate work at Olivet College. He did graduate work at Indiana University and coached high school football and track at John Adams High in South Bend in 1944-46 and then returned to Olivet as athletic director and head football and basketball coach.

In 1962, he became assistant to the president at Olivet, with responsibilities in public and alumni relations. He was in private business from 1954 until 1968.

He is married to the former Rosemary Woods of Niles, Mich. They have two sons, Michael, of Raleigh, N.C., and Craig, a U.S. Army Captain, and two daughters, Mrs. Andy Hunsberger of Cassopolis, Mich., and Jennifer, a junior at UK.

Ham is a son of Mr. and Mrs. Albert B. Ham of Edwardsburg, Michigan.

LARRY IVY, Assistant Director of Athletics for Finance



Adding a new dimension to UK athletics was the September appointment of Larry Ivy as Assistant Director of Athletics for Finance.

Ivy, who came to the University as Director of Housing in 1969, will be involved primarily with the administration and management of financial aspects, and will help develop and initiate policies for accounting procedures and related business management activities of the department.

A native of Alabama, Ivy graduated in 1961 from Huntsville High School, where he lettered in four sports. He is a 1967 graduate of the University of Alabama, and earned his M.B.A. from Alabama in 1968.

He is married to the former Barbara Foster of Huntsville. They have one daughter, Kim, 6.

ATHLETICS AT KENTUCKY

Kentucky's athletic program, a well-balanced and ambitious activity featuring intercollegiate competition in ten different sports, is organized under the Department of Athletics and a corporation known as the University of Kentucky Athletics Association.

The program is conducted without overemphasis or sacrifice of educational objectives and in strict compliance with the rules of the University, the Southeastern Conference and the National Collegiate Athletics Association.

A board of directors, headed by the President of the University in the capacity of chairman, maintains overall policy supervision of the athletic program.

In addition to the UK President, board officers include the Vice-President for Student Affairs as vice-chairman and Dr. W. L. Matthews in the capacity of secretary. Seventeen other members, drawn from the University faculty and the general public, also serve on the board as appointees of the president as do two student representatives.

Supervising the steady growth and balanced development of the athletic program is Director of Athletics Cliff Hagan.

The Association's Board of Directors is composed of the following:

Faculty Members	Members-at-Large	
Marion E. McKenna, '76	Albert B. Chandler, '79	Dr. Ray Hornback
Daniel R. Reedy, '76	S. T. Roach, '77	Claude Hammond
Dr. N. J. Pisacano, '77		
Dr. Stephen Diachun, '77	Ex Officio Members	Alumni Members
Dr. Charles Ellinger, '77	Dr. Otis A. Singletary,	Dr. Ralph Angelucci, '78
Charles Roland, '78	Chairman	Thomas P. Bell, '76
Dr. Richard Robe, '78	Dr. R. G. Zumwinkle,	
	Vice-Chairman	Student Members
Trustee Members	Jack Blanton	Hal Haering
George Griffin, '78	Dr. Don Clapp	Ann Einstainer
Frank Ramsey, Jr., '77	Dr. W. L. Matthews	

KENTUCKY'S HOME ATTENDANCE

Year	No. Games	Attendance	Average
1975-76	12	138,135	11,511
1974-75	12	138,098	11,539
1973-74	12	130,755	10,896
1972-73	13	150,856	11,604
1971-72	13	150,297	11,561
1970-71	13	152,471	11,728
1969-70	15	181,295	12,086
1968-69	13	165,500	11,821
1967-68	16	178,000	11,333
1966-67	13	136,588	10,502
1965-66	13	149,571*	11,505
1964-65	14	151,000	10,786
1963-64	14	165,650	11,117
1962-63	15	153,132	10,208
1961-62	16	165,495	10,343
1960-61	14	129,978	9,284
1959-60	13	138,995	10,692
1958-59	15	177,824	11,855
1957-58	13	124,461	9,574
1956-57	14	129,733	9,266
1955-56	13	126,104	9,700

* Season high in the nation.

KENTUCKY BASKETBALL OUTLOOK, 1976-77

The Kentucky Wildcats are looking forward to the 1977 season with an eagerness matched only by the confidence they gained from a super finish last year which saw them run off 10 consecutive wins and capture the NIT championship.

From that grand finish has spawned a dual goal—to recapture the Southeastern Conference crown and shoot for post season honors.

"Our future has to be bright," said Coach Joe B. Hall. "We start the season with a 10-game win streak and the NIT crown and we return almost intact from last year. The experience gained by an extremely young team (youngest in modern UK history), along with our recruits, will go a long way in solving some problem areas we had last year. And a healthy (Rick) Robey could make us a contender for just about anything."

Analyze the experience—the most intensifying pressure found in amateur basketball—and you find Kentucky is unique to any other team in the nation.

In the past two years, the Wildcats have played in the NCAA finals and won the NIT, the country's oldest basketball tournament. What better experience could be found for a team whose nucleus is four juniors?

Hall will greet eight lettermen (four starters), while losing only three.

Heading the list is All-American and All-SEC forward Jack Givens, a silky smooth 6-foot-4 junior southpaw who led the Cats with a 20.1 ppg average while grabbing 7.2 rebounds. Givens scored in the 30's three times and was out of double figures only three times. He became UK's second leading sophomore scorer (602), and was named to the All-NIT team.

Holding down the center slot is mammoth 6-10 Mike Phillips, whose overall play showed vast improvement while scoring 15.6 ppg and leading the team in rebounding with 9.8. Phillips' single game highs were 35 points and 28 rebounds. He was selected to the All-NIT team, MVP in the Kentucky Invitational, and second team All-SEC.

Back for his final year is 6-3 guard Larry Johnson, whose dazzling speed and ball handling made the press very ineffective against the Cats. The willowy but strong Johnson was at his best under extreme pressure and won three games with final second heroics, including a last second shot to down Providence in the NIT semi-finals. Johnson averaged 11.2 ppg and led the team with 98 assists. He was named to the All-NIT second team.

The big question mark Hall alluded to—a healthy Robey—is the 6-10 fiery junior competitor who averaged 15.6 ppg and 7.5 rebounds at forward before missing the last half of the season with a knee injury. However, the knee has fully mended without surgery and Robey has been declared 100 per cent recovered.

Filling in for Robey last year was James Lee, a junior-to-be whose speed and quickness belies his solid 6-5, 230 lb. frame. Lee started 20 games and after a slow transition, blossomed into the powerful, explosive type player which was predicted of him from prep days. His best performance came when he scored 21 points and grabbed 11 rebounds as the Wildcats upset sixth-ranked Alabama 90-85 on national television. He finished with a 9.3 ppg and 7.3 rebounding mean, and was named to the All-NIT second team.

Merion Haskins, a 6-4 senior forward who saw considerable playing time, including two starts, is a solid fundamentalist and proven defensive player. Despite scoring only 2.3 ppg in 29 games, Haskins' leadership will play an important role in the success story of the '77 Cats.

Rounding out the lettermen are two sophomore guards—6-1 Truman Claytor, 6.0 ppg, and 6-2 Dwane Casey, 1.3 ppg.

Claytor capped a fine early season performance by winning Co-MVP game honors with Adrian Dantley in the annual Notre Dame shootout in Louisville. After starting eight games, he fell prey to a series of nagging injuries which

seriously reduced his effectiveness. However, he returned to form and had a good NIT. His future was clouded again with the injury bug, suffering twice from broken bones in his right hand during summer playground activity. However, "T. C." seems to have recovered and has been impressive during pre-season practice.

Casey saw action in 20 games and showed steady improvement throughout the year. He played a vital role in the NIT when he hit three quick baskets in the championship game against UNCC.

The Wildcats' three losses are senior guard Reggie Warford, who started the final 20 games, averaging 6.5 ppg, freshman 6-4 forward Bob Fowler, who transferred to Iowa State, and 6-1 Joey Holland, who passed up his final year of eligibility.

The newcomers to Wildcat camp are 6-3 forward-guard Tim Stephens of Stearns, Ky., the state's leading scorer at 35.6 ppg and 18 rebounds, 6-1 guard Jay Shidler of Lawrenceville, Ill., the state's top scorer at 32.7 and nine rebounds, and 6-6 forward-center LaVon Williams of Denver, Colo., the state's top player who averaged 19.1 ppg and 19 rebounds.

"Shidler is a true guard—an exciting player who will need little seasoning," said Hall. "He plays the type defense effective in college basketball, is physically mature and has the skills to render an early contribution to our team.

"Stephens is a potential guard—and one who can play the big guard. He is a proven quick forward and will have the opportunity to swing both positions next year.

"These two players will give us the outside shooting potential we lacked last year. They should reopen our inside game by taking the pressure off our big men.

"Williams is a player who thrives on competitive situations. He enjoys making solid team contributions through his defensive and rebounding ability. He is a capable scorer, but contributions through other phases of his game seem more important to him."

With the emergence of Lee, the return of Robey and the addition of Williams, Hall will have a much more versatile front line than last year, when he was pressed at times to use a unit which measured no taller than 6-4 (Haskins, Givens and Fowler).

"There will be times we will utilize both big men (Phillips and Robey) together, but we still can maintain quickness and flexibility with the experience of Lee and Givens and the competitiveness of Williams," said Hall.

1976-77 WILDCATS AT A GLANCE

LETTERMEN LOST FROM 1975-76 TEAM (3)

- Reggie Warford (6-0 G)—Surprise of team last year, Warford gained his first career start in the Cats' second SEC game and became team leader . . . Superlative performance in NIT finals led Cats to championship . . . Averaged 6.5 ppg.
- Bob Fowler (6-4 F)—Averaged 3.6 ppg and 1.8 rebounds . . . Transferred to Iowa State.
- Joey Holland (6-2 G)—Saw action in nine games . . . Passed up final year of eligibility.

RETURNING LETTERMEN (8)

- Dwane Casey (6-2 G)—Played in 20 games showing steady improvement . . . Averaged 1.3 and played solid defense.
- Truman Claytor (6-1 G)—Started nine games and played in 28 . . . Shared Co-MVP honors with Adrian Dantley in Notre Dame game . . . Averaged 6.0 ppg.
- Jack Givens (6-4 F)—Led team in scoring, 20.1 ppg, FT shooting, 82.9 per cent, and grabbed 7.2 rebounds . . . All-SEC and UK's 27th All-American.
- Merion Haskins (6-4 F)—Saw action in 29 games, starting two . . . Averaged 2.3 ppg.
- Larry Johnson (6-3 G)—Started 30 games, led team in time played, 1,072 minutes, and assists, 98 . . . Averaged 11.2 ppg.
- James Lee (6-5 F)—Saw action in 30 games, starting 20 while filling in for injured Robey . . . Averaged 9.3 ppg and 7.3 rebounds.
- Mike Phillips (6-10 C)—Played in 30 games, starting 27 . . . Averaged 15.6 ppg and led team in shooting, 54.2 per cent, and rebounds, 9.8.
- Rick Robey (6-10 F-C)—Averaged 15.6 ppg and 7.5 rebounds in 12 games . . . Missed 18 games with knee injury.

FRESHMEN (3)

- Tim Stephens (6-3 F-G)—Kentucky's leading scorer with 35.6 ppg at McCreary County High School . . . Averaged 18 rebounds . . . Southpaw shooter.
- Jay Shidler (6-1 G)—Leading scorer in Illinois while averaging 32.7 ppg and nine rebounds at Lawrenceville High School.
- LaVon Williams (6-6 F-C)—Selected top player in Colorado while averaging 19.1 ppg and 19 rebounds at Manual High School in Denver.



JOE B. HALL
Head Basketball Coach

Now in his fifth year as head coach of the Wildcats, Joe B. Hall stands tall as keeper of a tradition that began three-quarters of a century ago and has put the Wildcats at the head of the collegiate basketball field in number of games won.

Although he garnered no nationally ranked personal coaching honors last year, it was generally agreed that Hall did perhaps his best coaching job, guiding one of the youngest Wildcat teams in history to the National Invitation Tournament championship.

During his previous three years as Wildcat coach, Hall had received such honors as two-time SEC and two-time Coach & Athlete "Coach of the Year" awards; nominee for Kodak's 1975 "Coach of the Year" award; coach of three consecutive UKIT champions; coach of SEC champion and co-championship teams, and coach of the 1973 Mid-East Finalists and the 1975 NCAA championship finalists Wildcats.

He started last season without four senior starters—Jimmy Dan Conner, Kevin Grevey, Bob Guyette and Mike Flynn—who had led the Wildcats to the National finals. In fact, the only returning starter was Rick Robey, a 6-foot-10 sophomore center who scored over 10 points a game. Robey, who was to be shifted to forward, suffered a knee injury and missed 18 games. The other starters were a senior who played only 51 minutes in 14 games the preceding year, a junior, and either two sophomores and a freshman, or three sophomores.

As inexperience, a tough schedule, Robey's injury and lack of depth took their toll, the Wildcats dropped to 10-10 in late February. Out of the SEC race, they rallied to win all their remaining games, including a victory over conference champion Alabama on national television, before sweeping the NIT.

The secret of the 1976 Wildcats was a teamwork that included every player on the bench. Throughout the stretch run, Hall kept calling on different players

in key situations and each responded accordingly. This was true especially in the final regular season game, played in Memorial Coliseum, where subs rallied the Wildcats in a come-from-behind overtime victory over Mississippi State that allowed them to bow out of the Memorial Coliseum era with a victory.

And throughout the NIT, different players kept stepping to the forefront to take up the slack for the Wildcats, who were in an unaccustomed underdog role. That squad was the epitome of a Hall-coached team: a hustling, rugged defensive, driving offensive unit that refused to buckle under pressure.

With only Warford gone from that team and with Robey hopefully recovered from his injuries, Hall faces the ensuing season with a little more ammunition than he had a year ago; however, the schedule is difficult and the challenge in the conference is greater than ever.

Such challenges are second nature to a person who stepped into the shoes of the nation's winningest basketball coach (Adolph Rupp) and has kept the Wildcats in the limelight ever since.

Entering this season, Hall's 10-year record stood at 155-92, excluding a 17-2 record on a 1974 tour of Australia, and that record was compiled against nationally ranked non-conference teams and teams in a conference that fast is becoming recognized among the toughest in the nation. Broken down, it shows a 57-50 five-year mark at Regis, a 19-6 record at Central Missouri, and a 79-36 four-year record at Kentucky.

Hall began his tour as UK head coach in rather auspicious fashion, becoming in 1973 the first rookie coach in the SEC to be designated Coach of the Year by his fellow coaches and by Coach and Athlete Magazine.

Gathering such honors has been one of Hall's trademarks during a coaching career that began at Shepherdsville (Ky.) High School in 1956 and continued through Regis College and Central Missouri State College before he returned to UK July 1, 1965, as an assistant to his former coach, Adolph Rupp.

During Hall's two years at Shepherdsville, the Cougars won a Mid-Kentucky Conference title and he was named "Coach of the Year" in 1958. He then served one year as a freshman coach and five years as head basketball coach at Regis College in Denver, Colo., where he was also athletic director and earned special recognition as coach of the champion independent team in the area.

While in Denver, he also coached the Capital Federal host team in the 1964 AAU tournament and was selected as head coach of the AAU Stripes in the Olympic trials at Jamaica, N. Y.

His next move was to Central Missouri, where he coached the Mules (19-6) to their first MIAA Conference championship since 1951 and their first Christmas Tournament title in history. He was named MIAA "Coach of the Year" (1964-65).

A three-letter winner and team captain in both sports in high school at Cynthiana, Ky., he played freshman basketball and one year of varsity basketball in the "Fabulous Five" era at the University before transferring to the University of the South at Sewanee, Tenn., where he set a school single game scoring record and was team captain. Coach Lon Varnell, upon retirement, rated Hall as No. 1 of the three best players he ever coached.

After touring Europe with the Globetrotters in 1951, Hall returned to U.K. in 1955 to complete requirements for his B.A. and later (1964) received his M.A. at Colorado State University.

Returning to U.K. again in 1965 as assistant coach and head recruiter, he was instrumental in adopting a running-conditioning program which obviously paid huge dividends as the Wildcats capitalized on speed and endurance to offset a lack of size and advance to the championship game of the NCAA Finals. Hall then successfully recruited six prep All-Americans, including all-time U.K. scoring leader Dan Issel, to form the nucleus of a varsity team that won three straight conference championships and was followed by a team that won three more consecutive SEC titles.

Hall became No. 1 varsity assistant and head freshman Coach to Rupp after Harry C. Lancaster was named permanent athletic director Feb. 1, 1969. His record with the freshmen was 60-15, including an undefeated (22-0) season (1971-72) which resulted in the Kittens being crowned National Freshman Champions by the Basketball News.

During his first season as head coach, the Wildcats won their last nine conference games to sew up the SEC title.

A popular personality on the clinic and convention circuits, Hall also has had much international exposure. In addition to the Globetrotters tour in 1951, and the "Down Under" tour in 1974, he has helped conduct basketball clinics for the U.S. Army in Anchorage and Fairbanks, Alaska (1968) and at Ramstein Air Base in Frankfurt, Germany and the RAF Base at Mildenhall, England in 1975. He also was Olympic Trials coach under Hank Iba at the Air Force Academy in July 1972 and is a member of the 1976 Olympic Basketball Committee.

He is married to the former Katharine Dennis of Harrison County, Ky. They have three children—Mrs. Rick Derrickson of Lexington; Kathy, 20, and Steve, 16.

ASSISTANT COACHES



PARSONS



HAMILTON



LONG

DICK PARSONS, Assistant Coach

Entering his fifth year as Joe Hall's top assistant is Dick Parsons, a native Kentuckian who gained academic and athletic distinction at both the University and Harlan High School.

An organizer who goes about his duties with a flair for efficient productivity, Parsons is in charge of the pre-season conditioning program as well as handling scouting assignments and purchasing equipment.

Parsons returned to the University in 1969 as head baseball coach and before giving up that position to join basketball on a full time basis, molded a team (1971) which established or tied 15 school records.

He first came to UK in 1958 after an outstanding career as a four-sports star at Harlan where he had a three-year basketball scoring total of 1,276 points.

A consistent player who made few mistakes at UK, Parsons was known as a fine outside shooter and for his aggressive defense during three years as a starting guard. He scored a career high 21 points against Mississippi as a sophomore.

He holds the distinction of captaining two varsity sports at UK—basketball and baseball.

He was a two-time (1960, '61) recipient of the coveted A. B. Chandler

award, given annually for the player best exemplifying the qualities of leadership, scholarship, character and ability. Only four other Wildcats have twice been so honored since the award was originated in 1951.

Holding more Wildcat baseball records than any other player, he was an All-Conference shortstop in 1959 and 1961, All-NCAA District 1960, '61, and All-American '61. He hit .400 his senior year.

He was an assistant football coach at Glasgow High School two years and baseball and basketball coach at Boyle County High from 1963 to 1968.

While working on his Master's Degree at the University in 1968-69, he scouted, recruited and helped with the Wildcat freshmen, later accepting a part-time assistantship in basketball in addition to his baseball job.

He is married to the former Celia Cawood of Harlan. They have a daughter, Kathy, 10, and a son, Ed, 13.

LEONARD HAMILTON, Assistant Coach

An energetic young coach on the move is Leonard Hamilton, who begins his third year at the University after a three-year tenure at Austin Peay State University.

A defensive coaching specialist who can demonstrate on the court as well as illustrate on the blackboard, Hamilton has had a positive impact on Wildcat defensive philosophy.

A native of Gastonia, N. C. he lettered three-years in football and twice in basketball as a prepster. He was basketball team captain two years at Gaston Community College in Dallas, N. C. where he scored 54 points in one game, set a record for most field goals in a season, and was All-Region and All-Tournament.

He graduated from University of Tennessee-Martin in 1970, where he was team captain, led in assists and steals, most valuable defensive player, and All-Conference and All-Tournament. He was elected "Mr. Volunteer" by the student body and played in the Kentucky-Tennessee All-Star game.

At Austin Peay, he coached the freshman team, scouted and recruited. During his three years there, the Governors went from last place to first in the OVC, appeared in two NCAA tournaments and were nationally ranked in scoring.

He is married to the former Claudette Hale. They have a son, Lenny, 6.

JIM LONG, Assistant Coach

A native of Detroit, Mich., Jim Long joined the UK staff last year as junior varsity coach and scout on a part-time basis.

A 1965 graduate of Notre Dame High School in Harper Woods, Mich., he won two letters in basketball and three in tennis.

He completed requirements for a B.S. degree in Foreign Language (German) and a teaching certificate from the University of Michigan in 1970.

After a three year teaching stint at Grand Haven, where he was head junior high and assistant varsity coach, he returned to Michigan to earn a Master's degree in Secondary Education in 1974. While working on his Masters degree, he was junior varsity coach at Saline High School.

A veteran organizer of summer basketball camps, Long worked three years at Michigan's camp and twice at Kentucky's, serving last summer as UK's camp director.

In addition to his coaching duties, Long will lend his talents to recruiting and scouting.



WILSON



McCOMBS



ANDREWS



KEIGHTLEY



ROLLINS

ROY DON WILSON, Head Trainer—Entering his seventh year at UK is Roy Don Wilson, who came to the University after serving two years as trainer at The Citadel. A native of Texas, he is a graduate of Amon Carter Riverside High in Fort Worth. He received his B.S. degree from Texas A & M with a major in physical education and a minor in business. He is married to the former Patricia Jane Cotter of Houston. They have a son Blaine, 10, and a daughter, Christi, 7.

WALT McCOMBS, Assistant Trainer—Returning to UK after a three-year absence during which he served in a similar capacity at Clemson University is Walt McCombs. Assigned primarily to basketball, McCombs also works with Wilson on the football field. A native of Belton, S.C., McCombs is a graduate of Parker High School and a 1971 graduate of The Citadel, where he was student trainer for four years. He was assistant trainer at UK in 1972 and '73. He is married to the former Shelby Burris of Belton.

JIM ANDREWS, Student Assistant Coach—A familiar face on the basketball scene is Jim Andrews, twice All-SEC and UK's 13th all-time scoring leader, who returns to campus to complete requirements for a degree in history. Holder of five UK shooting records, the Lima, O., native played two years in the Italian Federation League in Naples, and last year in the Swedish Federation League at Stockholm before returning to the states last June. He is married to the former Terry Kennedy of Findlay, Ohio.

W. B. KEIGHTLEY, Equipment Manager—Bill Keightley begins his third year on the staff and is the man behind-the-scenes for the well outfitted Wildcats. A native of Lawrenceburg, he graduated from Kavanaugh High School where he played basketball for Ralph Carlisle and Fox DeMoisey. A mail carrier for U.S. Postal Services, he served in the U.S. Marines in World War II. He is married to the former Hazel Robinson of Lawrenceburg. They have a daughter, Karen 14.

JANE ROLLINS, Administrative Secretary—Handling the complex duties of the basketball office is nothing new to Jane Rollins—she has been doing it for over 21 years. A native of Lexington, she attended Sacred Heart Academy, Atherton High School and Bryan-Stratton College in Louisville, and the University of Kentucky.

SPORTS INFORMATION STAFF



SPORTS INFORMATION DIRECTOR—Russell Rice was named sports information director at UK in May, 1969, after serving two years as assistant to Ken Kuhn, who retired after more than two decades of service with the University. Rice came to the Wildcats from The Lexington Leader, where he was a general reporter eight years and sports editor five years. A native of Paintsville, Ky., he won letters in football, basketball and baseball at Van Lear High. After serving with the U.S. Marines in World War II, he attended Kentucky Wesleyan College and received his bachelor's at the University of Kentucky in 1951. He has served as manager of the NCAA Mid-East Basketball Tournament (1968), president of the Southeastern Conference Sports Information Directors Association and chairman of the Basketball Hall of Fame Committee of the College Sports Information Directors Association and was recipient of the 1971 Churchmen's "Sportswriter of the Year" award. As a newspaperman, his duties ranged from agricultural hearings in Washington to spending three months as the traveling companion to a Kentucky gubernatorial candidate. He attended a national sports editors seminar at Columbia University and reported the activities of such Wildcat teams as football coach Charlie Bradshaw's "Thin Thirty" and "The Runts" of basketball coach Adolph Rupp. He is a former Kentucky area correspondent for Time-Life-Fortune magazines and was Kentucky editor of Tobacco Magazine and Religious News Service. For the past seven years, he has pursued a hobby of researching Kentucky basketball and football. He authored "The Wildcats: A Story of Kentucky Football," last year and "The Big Blue Machine: A Story of Kentucky Basketball" this year. He edits the K-Mens Newsletter and has been honored by that organization for outstanding service. He also was honored recently by WAVE-TV for "Outstanding Contribution to Televised Sports." He is married to the former Miss Doris Thacker of Knott County. They have four children—Mrs. Rodney Morris of Indianapolis, Mrs. Mike Covington of Georgetown and Russell James and Kim of Lexington.



Jack Perry joined the Sports Information staff in March, 1970, after 15 years with the Lexington Herald-Leader, where he was Librarian for 10 years. A native Lexingtonian, Jack attended the University in 1949-50 before entering the United States Air Force. He is married to the former Miss Barbara Sanders of Lexington. They have four children—Mrs. Greg Moore of Owensboro, Mrs. Deborah Case, Jack David and Todd of Lexington.

1976-77 SEC Basketball Schedule

January 3
Georgia at U.K.
 Alabama at Auburn
 Miss. State at Florida
 Ole Miss at LSU
 Tennessee at Vanderbilt

January 5
 Alabama at Florida
 Miss. State at Auburn
 Georgia at Vanderbilt

January 8
U.K. at Vanderbilt (TV)
 LSU at Alabama
 Auburn at Tennessee
 Florida at Georgia
 Ole Miss at Miss. State

January 10
 Ole Miss at Alabama
 Auburn at Georgia
 Florida at Tennessee

January 12
Tennessee at U.K.
 LSU at Miss. State

January 15
U.K. at Auburn
 Florida at Vanderbilt (TV)
 Alabama at Miss. State (TV)
 Georgia at Ole Miss
 Tennessee at LSU

January 17
U.K. at Florida
 Vanderbilt at Auburn
 Georgia at LSU
 Tennessee at Ole Miss

January 22
LSU at U.K.
 Alabama at Tennessee
 Florida at Auburn
 Miss. State at Georgia (TV)
 Ole Miss at Vanderbilt

January 24
Ole Miss at U.K.
 Alabama at Georgia
 LSU at Vanderbilt
 Miss. State at Tennessee

January 29
U.K. at Alabama
 Auburn at LSU (TV)
 Vanderbilt at Miss. State
 Florida at Ole Miss

January 31
U.K. at Miss. State
 Vanderbilt at Alabama
 Auburn at Ole Miss
 Florida at LSU

February 1
 Georgia at Tennessee

February 5
Vanderbilt at U.K.
 Alabama at LSU
 Tennessee at Auburn (TV)
 Georgia at Florida
 Miss. State at Ole Miss

February 7
 Alabama at Ole Miss
 Georgia at Auburn
 Tennessee at Florida
 Miss. State at LSU

February 12
Auburn at U.K.
 Miss. State at Alabama
 Florida at Vanderbilt
 Ole Miss at Georgia (TV)
 LSU at Tennessee

February 14
Florida at U.K.
 Auburn at Vanderbilt
 LSU at Georgia
 Ole Miss at Tennessee

February 19
U.K. at LSU
 Tennessee
 at Alabama (TV)
 Auburn at Florida
 Georgia at Miss. State
 Vanderbilt at Ole Miss

February 21
U.K. at Ole Miss
 Georgia at Alabama
 Vanderbilt at LSU
 Tennessee at Miss. State

February 26
Alabama at U.K.
 LSU at Auburn
 Ole Miss at Florida
 Tennessee at Georgia
 Miss. State at Vanderbilt

February 28
Miss. State at U.K.
 Alabama at Vanderbilt
 Ole Miss at Auburn
 LSU at Florida

March 5
U.K. at Tennessee (TV)
 Auburn at Alabama
 Florida at Miss. State
 Vanderbilt at Georgia
 LSU at Ole Miss

March 7
U.K. at Georgia
 Florida at Alabama
 Auburn at Miss. State
 Vanderbilt at Tennessee

WILDCATS FEATURED IN THREE GAMES ON SEC TV SERIES

The Kentucky Wildcats will appear in three games on the Southeastern Conference Television series, which enters its 13th season, and only the Wildcats can boast of having been featured at least three times each year.

Appropriately enough, the Wildcats open the series Jan. 8 against Vanderbilt at Nashville, and close the series the final two weeks, hosting Alabama Feb. 26, and traveling to Knoxville to meet Tennessee, Mar. 5.

Alabama and Tennessee are featured three times, while four teams—Auburn, Georgia, Mississippi State and Vanderbilt will appear twice. Florida, LSU and Mississippi appear only once.

The nine-week series over a regional network again will be produced by TVS Television of New York. All games will be played on Saturday afternoons.

A double-header Jan. 15 will feature Vanderbilt-Florida and Alabama-Mississippi State.

Kentucky has won 28 and lost only 14, for a 66.7 per cent win average during the past 12-years. The year-by-year breakdown: Won one of three games in '65, three of four in '66, two of four in both '67 and '68, three of five in '69, all four in '70, three of four in '71, two of three in both '72 and '73, one of three in '74, all three in '75, and two of three in '76.

The Schedule:

Date	Teams	Tip-Off
JAN. 8	KENTUCKY AT VANDERBILT	3:00 CST
Jan. 15	Vanderbilt at Florida	1:00 EST
	Alabama at Mississippi State	2:00 CST
Jan. 22	Mississippi State at Georgia	4:00 EST
Jan. 29	Auburn at Louisiana State	3:00 CST
Feb. 5	Tennessee at Auburn	3:00 CST
Feb. 12	Mississippi at Georgia	2:30 EST
Feb. 19	Tennessee at Alabama	3:00 CST
FEB. 26	ALABAMA AT KENTUCKY	4:00 EST
MAR. 5	KENTUCKY AT TENNESSEE	4:00 EST

SEC CAGE CHAMPIONS BY YEARS

1933 Kentucky	1947 Kentucky	1962	Ky., Miss. St. (Tie)
1934 Alabama	1948 Kentucky	1963 Miss. State
1935	.. Ky., LSU (Tie)	1949 Kentucky	1964 Kentucky
1936 Tennessee	1950 Kentucky	1965 Vanderbilt
1937 Kentucky	1951 Kentucky	1966 Kentucky
1938 Ga. Tech	1952 Kentucky	1967 Tennessee
1939 Kentucky	1953 LSU	1968 Kentucky
1940 Kentucky	1954	.. Ky., LSU (Tie)	1969 Kentucky
1941 Tennessee	1955 Kentucky	1970 Kentucky
1942 Kentucky	1956 Alabama	1971 Kentucky
1943 Tennessee	1957 Kentucky	1972	.. Ky., Tenn. (Tie)
1944 Kentucky	1958 Kentucky	1973 Kentucky
1945 Kentucky	1959 Miss. State	1974	Vandy., Ala. (Tie)
1946 Kentucky	1960 Auburn	1975	.. Ky., Ala. (Tie)
		1961 Miss. State	1976 Alabama

(Tournament decided champion until 1951. Title determined by regular season play starting in 1951. Kentucky did not play a schedule in 1953 due to NCAA suspension.)

SEC COMPOSITE STANDING — 1933-1976

(Conference Games, Regular Season Only)

Team	No. Titles	Won	Lost	Pct.
Kentucky	29*	446	98	.820
Tennessee	5*	358	226	.613
Vanderbilt	2**	356	255	.583
Alabama	5**	386	289	.564
Auburn	1	318	303	.511
Louisiana State	2*	306	322	.487
Florida	0	243	318	.433
Mississippi State	4*	271	365	.426
Georgia	0	220	386	.363
Mississippi	0	212	409	.341
Georgia Tech (withdrew after '64)	1	201	207	.492
Tulane (withdrew after '66)	0	195	252	.436
Sewanee (withdrew after '40)	0	3	76	.036

*Title shared with LSU in 1935, LSU in 1954, Mississippi State in 1962, Tennessee in 1972, Alabama in 1975.

+Vanderbilt and Alabama tied in 1974.

KENTUCKY IN THE SEC

Perhaps the greatest supremacy enjoyed by any team in any sport is reflected by Kentucky's basketball success in the Southeastern Conference since 1933. Against SEC teams in regular season, tournaments and playoffs, UK has annexed a record of 506 victories and lost only 104—a winning average of 83.0 per cent. The 'Cats have won 29 league championships and won over 60 team and individual records from regular season and tournament play. Only Tennessee, Vanderbilt, Alabama and Florida can boast of beating the Wildcats two in a row in the same season and only Mississippi State, Vanderbilt and Alabama are added to the exclusive club when the basis is widened to consecutive wins over two or more seasons. Kentucky's record against SEC teams since 1933, including non-conference games, is shown below.

	UK Won Lost			UK Won Lost	
Alabama	57	13	Mississippi State	37	6
Auburn	34	8	Tennessee	71	23
Florida	34	10	Vanderbilt	65	19
Georgia	49	3	*Tulane	33	4
Louisiana State	42	3	*Georgia Tech	43	10
Mississippi	43	2	*Sewanee	2	0

*Former members.

FINAL SEC STANDING — 1975-76

	CONFERENCE			ALL GAMES				
	W	L	Pct.	W	L	Pct.	Pts.	Opp.
1. Alabama	15	3	.833	23	5	.821	2200	1933
2. Tennessee	14	4	.778	21	6	.778	2216	2027
3. Vanderbilt	12	6	.667	16	11	.593	2060	2061
4. Kentucky	11	7	.611	20	10	.667	2415	2345
4. Auburn	11	7	.611	16	10	.615	2115	2011
6. Florida	7	11	.389	12	14	.462	2101	2030
6. Georgia	7	11	.389	12	15	.444	2092	2120
8. Mississippi State	6	12	.333	13	13	.500	2009	1950
9. Louisiana State	5	13	.278	12	14	.462	2146	2114
10. Mississippi	2	16	.111	6	21	.222	1918	2027

HOME FLOOR LOSSES SINCE 1943

(Total of 38)

Date	Opponent	Score	Margin
Jan. 8, 1955	Georgia Tech	59-58	1
Dec. 10, 1955	Temple	73-61	12
Dec. 21, 1955	Dayton (UKIT)	89-74	15
Dec. 10, 1956	St. Louis	71-70	1
Mar. 16, 1957	Michigan State (NCAA)	80-68	12
Dec. 20, 1957	West Virginia (UKIT)	77-70	7
Dec. 19, 1959	West Virginia (UKIT)	79-70	9
Jan. 2, 1960	Georgia Tech	62-54	8
Feb. 27, 1960	Tennessee	65-63	2
Dec. 3, 1960	Florida State	63-58	5
Dec. 22, 1960	St. Louis (UKIT)	74-72*	2
Dec. 4, 1961	Southern California	79-77	2
Feb. 12, 1962	Mississippi State	49-44	5
Dec. 1, 1962	Virginia Tech	80-77	3
Dec. 17, 1962	North Carolina	68-66	2
Jan. 5, 1963	Georgia Tech	86-85**	1
Jan. 19, 1963	Tennessee	78-69*	9
Feb. 18, 1963	Vanderbilt	69-67	2
Mar. 2, 1964	St. Louis	67-60	7
Dec. 19, 1964	Illinois (UKIT)	91-86	5
Jan. 5, 1965	Vanderbilt	97-79	18
Dec. 5, 1966	Illinois	98-97*	1
Dec. 13, 1966	North Carolina	64-55	9
Dec. 17, 1966	Florida	78-75	3
Dec. 28, 1966	Cornell	92-77	15
Jan. 5, 1967	Vanderbilt	91-89*	2
Jan. 23, 1967	Tennessee	52-50**	2
Feb. 11, 1967	Mississippi State	77-72*	5
Mar. 16, 1968	Ohio State (NCAA)	82-81	1
Dec. 7, 1968	North Carolina	87-77	10
Dec. 19, 1970	Purdue (UKIT)	89-83	6
Dec. 13, 1971	Michigan State	91-85	6
Dec. 4, 1972	Iowa	79-66	13
Feb. 3, 1973	Vanderbilt	83-76	7
Jan. 28, 1974	Vanderbilt	82-65	17
Feb. 23, 1974	Alabama	94-71	23
Feb. 25, 1974	Florida	75-65	10
Jan. 10, 1976	Tennessee	88-90*	2

*One overtime period.

**Double overtime.

Average loss margin—6.8

(Kentucky's home floor winning streak started against Ft. Knox on Jan. 4, 1943, following a loss to Ohio State two nights earlier. Before Ga. Tech snapped the string, the Wildcats had posted a national record 129 consecutive victories. All told, since the Ohio State loss, the Wildcats have won 392 and lost only 38 at home. Since Memorial Coliseum became the home floor at the start of the 1950-51 season, the record is 308-38.)

KENTUCKY COACHES THROUGH THE YEARS

Years at UK	Name	Tenure	Won	Lost	Pct.	Best Season
1903-09	W. W. H. Mustaine and Others+	7	21	35	.375	
1910	E. R. Sweetland & R. E. Spahr	1	4	8	.333	
1911	H. J. Iddings	1	5	6	.454	5-6 in 1911
1912	E. R. Sweetland	1	9	0	1.000	9-0 in 1912
1913	J. J. Tigert	1	5	3	.625	5-3 in 1913
1914-15	Alpha Brumage	2	18	7	.720	11-2 in 1914
1916	James Park	1	8	6	.571	8-6 in 1916
1917	W. P. Tuttle	1	4	6	.400	4-6 in 1917
1918	S. A. Boles	1	9	2-1*	.791	9-2-1 in 1918
1919	Andrew Gill	1	6	8	.428	6-8 in 1919
1920-24	George Buchheit	5	44	27	.619	13-1 in 1921
1925	C. O. Applegran	1	13	8	.619	13-8 in 1925
1926	Ray Eklund	1	15	3	.833	15-3 in 1926
1927	Basil Hayden	1	3	13	.187	3-13 in 1927
1928-30	John Mauer	3	40	14	.740	16-3 in 1930
1931-72	Adolph Rupp	42#	880	190	.822	25-0 in 1954
1973	Joe B. Hall	4	79	36	.687	26-5 in 1975

18 Coaches in 73 Seasons—Record 1534 Games:
Won 1163, Lost 372, Tied 1—75.8%

*Unique tie game resulted from scorer's error discovered after game.

#No schedule played in 1953—Rupp's record for 41 seasons.

+Basketball at UK reportedly started when W. W. H. Mustaine called together some students, took up a collection totaling \$3 for a ball and told them to start playing. There was no official coach from 1903 until 1910. Managers ran the team.

ON THE TRAIL OF TITLES — NCAA CHAMPIONS

1939	Oregon	1952	Kansas	1965	UCLA
1940	Indiana	1953	Indiana	1966	Texas Western
1941	Wisconsin	1954	LaSalle	1967	UCLA
1942	Stanford	1955	San Francisco	1968	UCLA
1943	Wyoming	1956	San Francisco	1969	UCLA
1944	Utah	1957	North Carolina	1970	UCLA
1945	Oklahoma A&M	1958	Kentucky	1971	UCLA
1946	Oklahoma A&M	1959	California	1972	UCLA
1947	Holy Cross	1960	Ohio State	1973	UCLA
1948	Kentucky	1961	Cincinnati	1974	N.C. St.
1949	Kentucky	1962	Cincinnati	1975	UCLA
1950	CCNY	1963	Loyola (Chicago)	1976	Indiana
1951	Kentucky	1964	UCLA		

TOP ALL-TIME KENTUCKY SCORERS—VARSITY CAREER

(The 1,000 Point Club)

Player—Pos.	Years	Points	Games	Average
1. Dan Issel (C)	3 (1968-70)	2,138	83	25.7
2. Kevin Grevey (F)	3 (1973-75)	1,801	84	21.4
3. Cotton Nash (C-F)	3 (1962-64)	1,770	78†	22.69
4. Alex Groza (C)	4 (1945, 47-49)	1,744	120	14.4
5. Louie Dampier (G)	3 (1965-67)	1,575	80	19.7
6. Mike Casey (G)	3 (1968-69-71)	1,535	82	18.7
7. Ralph Beard (G)	4 (1946-49)	1,517	139	10.8
8. Cliff Hagan (C)	2½ (1951-52, 54)	1,475	77	19.2
9. Pat Riley (F)	3 (1965-67)	1,464	80	18.3
10. Johnny Cox (F)	3 (1957-59)	1,461	84	17.3
11. Mike Pratt (F)	3 (1968-70)	1,359	81	16.8
12. Frank Ramsey (G)	3 (1951-52, 54)	1,344	91	14.7
13. Jim Andrews (C)	3 (1971-73)	1,320	80	16.5
14. Tom Parker (F)	3 (1970-72)	1,238	80	15.5
15. Bill Spivey (C)	2 (1950-51)	1,213	63	19.2
16. Vernon Hatton (G)	3 (1956-58)	1,154	76	15.1
17. Wallace Jones (F)	4 (1946-49)	1,151	98*
18. Bill Lickert (F-G)	3 (1959-61)	1,076	73	14.7
19. Jim Line (F)	4 (1947-50)	1,041	100*
20. Bob Burrow (C)	2 (1955-56)	1,023#	51	20.0
21. Jimmy Dan Conner (F-G)	3 (1973-75)	1,009	85	11.9
22. Bobby Watson (G)	3 (1950-52)	1,001	96	10.4

* No record for number of games played in 1947.

† Achieved membership in club earliest of any Wildcat, hitting 1,000th point in the 19th game of junior year.

Kentucky career totals only. Junior College total of 2,191 points not included.

TOP REGULAR SEASON SCORERS

Player—Pos.	Year	Games	FG	FT	TP	Ave.
Dan Issel (C)	1970 (Sr.)	26	339	198	876	33.7
Dan Issel (C)	1969 (Jr.)	26	269	159	697	26.8
Cotton Nash (C-F)	1964 (Sr.)	25	233	149	615	24.6
Kevin Grevey (F)	1975 (Sr.)	26	265	99	629	24.2
Cliff Hagan (C)	1954 (Sr.)	25	234	132	600	24.0
Cotton Nash (C-F)	1962 (Soph.)	24	205	161	571	23.8
Jim Andrews (C)	1972 (Jr.)	26	224	120	568	21.9
Kevin Grevey (F)	1974 (Jr.)	25	232	83	547	21.9
Pat Riley (F)	1966 (Jr.)	25	225	91	541	21.6
Louie Dampier (G)	1966 (Jr.)	25	211	99	521	20.8
Cliff Hagan (C)	1952 (Jr.)	26	206	128	540	20.8
Jack Givens (F)	1976 (Soph.)	26	216	105	537	20.7
Louie Dampier (G)	1967 (Sr.)	26	219	99	537	20.6
Cotton Nash (C-F)	1963 (Jr.)	25	176	162	514	20.6
Mike Casey (G)	1968 (Soph.)	25	215	76	506	20.2
Mike Pratt (F)	1970 (Sr.)	26	208	96	512	19.7
Alex Groza (C)	1949 (Sr.)	26	188	134	510	19.6
Jim Andrews (C)	1973 (Sr.)	26	217	75	509	19.6
Mike Casey (G-F)	1969 (Jr.)	26	220	65	505	19.3

Twenty-Fourth Annual
U.K. INVITATIONAL TOURNAMENT

Rupp Arena — December 17-18, 1976

First Night: Utah vs. West Virginia—7:00 p.m., EST

Bowling Green vs. Kentucky—Appx. 9:00 p.m., EST

Second Night: Third Place Game—7:00 p.m. EST
Championship Game—Appx. 9:00 p.m. EST



1975 UKIT ALL-TOURNAMENT TEAM—From left, Rick Robey of Kentucky, Lonnie Shelton and Don Smith of Oregon State, Rick Taylor of Arizona State, and Mike Phillips of Kentucky. Phillips was selected MVP, while Smith and Taylor tied for scoring honors with 40 points each.

Recalling the glory years of the UKIT is the return of two teams—Utah and West Virginia—which helped establish the Invitational as one of the country's top classics.

A highly ranked Utah team appeared in the second and third UKIT, losing three games by only 11 points. Kentucky defeated the Utes, 70-65, in '54 and split two NIT games in '44 and '47 to lead the series 2-1.

Probably more excitement than any UK opponent ever has created occurred when Jerry West led West Virginia into the UKIT for a three year stretch, with the Mountaineers winning the title in 1957 and '59, and losing to the Cats in '58. The Mountaineers lost to Kentucky in the '62 and '64 tournaments also, and trail in the series 10-4.

Bowling Green is a newcomer to the tournament and has played Kentucky only once - a 63-61 loss in 1949 at Cleveland.

UKIT PARTICIPANTS THROUGH THE YEARS

(Listed Alphabetically)

Team	Record	Titles	Years Played
Air Force	Won 0, Lost 2		1965
Arizona State	Won 1, Lost 1		1975
Army	Won 1, Lost 1		1968
Bradley	Won 0, Lost 2		1968
California	Won 2, Lost 4		1960, '65, '71
Cincinnati	Won 1, Lost 1		1967
Colorado State	Won 1, Lost 1		1972
Dartmouth	Won 0, Lost 2		1973
Dayton	Won 4, Lost 6	'55	1955-6, '64, -7, -9
De Paul	Won 0, Lost 2		1970
Duke	Won 1, Lost 3		1953, '69
Georgia Tech	Won 0, Lost 2		1975
Illinois	Won 3, Lost 3	'64	1956, '60, '64
Indiana	Won 1, Lost 1		1965
Iowa	Won 0, Lost 2		1962
Kansas State	Won 3, Lost 3		1961, '66, '70
KENTUCKY	Won 40, Lost 6	(17)	(Every)
LaSalle	Won 2, Lost 2		1953, '54
Michigan	Won 1, Lost 1		1968
Minnesota	Won 1, Lost 3		1955, '57
Missouri	Won 1, Lost 1		1971
Navy	Won 0, Lost 2		1970
Nebraska	Won 0, Lost 2		1972
North Carolina	Won 1, Lost 3		1957, '59
Ohio State	Won 1, Lost 3		1958, '73
Oklahoma State	Won 2, Lost 2		1958, '74
Oregon	Won 1, Lost 1		1972
Oregon State	Won 3, Lost 3		1962, '66, '75
Penn State	Won 0, Lost 2		1966
Princeton	Won 2, Lost 2		1963, '71
Purdue	Won 2, Lost 0	'70	1970
St. Louis	Won 3, Lost 1	'60	1959, '60
South Carolina	Won 1, Lost 1		1967
Southern California	Won 1, Lost 1		1954
Southern Methodist	Won 1, Lost 1		1956
Stanford	Won 1, Lost 1		1973
Tennessee	Won 1, Lost 1		1961
UCLA	Won 1, Lost 1		1953
Utah	Won 0, Lost 4		1954, '55
Villanova	Won 1, Lost 1		1974
Wake Forest	Won 1, Lost 1		1963
Washington State	Won 0, Lost 2		1974
West Virginia	Won 6, Lost 4	'57, 59	1957-8-9, '62, '64
Wisconsin	Won 0, Lost 2		1963
Xavier	Won 0, Lost 2		1961

U.K.I.T. TEAM SINGLE GAME RECORDS

Most Points Scored (Kentucky 112 vs. Michigan—1st Round, 1963)	112
Most Points Both Teams (Kentucky 112 vs. Michigan 104—1st Round, 1968)	216
Fewest Points Scored (Southern California vs. LaSalle—1st Round, 1954)	38
Fewest Points Scored, Both Teams (LaSalle vs. Southern California—1st Round, 1954)	87
Most Field Goals Attempted (Kentucky vs. De Paul—1st Round, 1956)	100
Most Field Goals (Kentucky vs. De Paul—1st Round, 1970)	46
Most Free Throws Attempted (St. Louis vs. West Virginia—1st Round, 1959)	47
Most Free Throws Attempted, Both Teams (Kentucky 43 and Illinois 37—1st Round, 1960)	80
Most Free Throws Made (St. Louis vs. West Virginia—1st Round, 1959)	38
Most Rebounds (Dayton vs. West Virginia—Third Place Game, 1964; Purdue vs. Kentucky—Championship Game, 1970)	74
Fewest Personal Fouls (Kentucky vs. SMU—1956)	7
Most Personal Fouls (Kentucky vs. Washington State—1st Round, 1974)	34
Most Personal Fouls, Both Teams (Kentucky 34 vs. Washington State 23—1st Round, 1974)	57
Biggest Margin of Victory (Kentucky 91, Indiana 56—Championship Game, 1965)	35
Smallest Margin of Victory (West Virginia 87 vs. St. Louis 86—1st Round, 1959 (Tied by St. Louis 54 vs. California 53 (1 OT)—1st Round, 1960; Cincinnati 71 vs. Dayton 70, 3rd Place, 1967)	1
Overtime Victories—St. Louis twice in 1960 (St. Louis 54 vs. California 43 (1 OT), St. Louis 74 vs. Kentucky 72 (1 OT)	
Best Shooting Percentage (Game) (Oregon St. vs. Arizona St.—1st Round, 1976) (33 of 51)	64.7

U.K.I.T. INDIVIDUAL SINGLE GAME RECORDS

Most Points Scored (Bill Bradley, Princeton vs. Wisconsin—3rd Place Game, 1963)	47
Most Field Goal Attempts (Bill Bradley, Princeton vs. Wisconsin—3rd Place Game, 1963)	37
Most Field Goals (Bill Bradley, Princeton vs. Wisconsin—3rd Place Game, 1963)	18
Most Free Throws Attempted (Rick Roberson, Cincinnati vs. South Carolina—1st Round, 1967)	21
Most Free Throws Attempted (Rick Roberson, Cincinnati vs. South Carolina—1st Round, 1967)	21
Most Rebounds (Ron Johnson, Minnesota vs. North Carolina—1st Round, 1957; Rich Kelley, Stanford vs. Kentucky—Championship Game, 1973)	27

HIGH POINT PERFORMERS BY YEARS (Two Games)

1975 Don Smith, Ore.St.,	1964 Henry Finkel (Dayton) .	64
Rick Taylor, Ariz.St.	1963 Bill Bradley (Princeton) .	77
1974 Ronnie Daniel (Okla.St.) .	1962 Cotton Nash (Kentucky) .	57
1973 Kevin Grevey (Kentucky) .	1961 Larry Pursiful (Kentucky) .	60
1972 Jim Andrews (Kentucky) .	1960 Bill Lickert (Kentucky) .	43
1971 Brian Taylor (Princeton) .	1959 Jerry West (West Virginia) .	70
1970 Mike Casey (Kentucky) . .	1958 Jerry West (West Virginia) .	48
1969 Dan Issel (Kentucky)	1957 Ron Johnson (Minnesota) .	56
1968 Dan Issel (Kentucky)	1956 Jim Krebs (S.M.U.)	47
1967 Mike Casey (Kentucky) . .	1955 Jim Paxson (Dayton)	51
1966 Louie Dampier (Kentucky) .	1954 Phil Grawmeyer (Ky.)	41
1965 Louie Dampier (Kentucky) .	1953 Cliff Hagan (Kentucky) . .	55

U.K.I.T. HISTORY

- 1953 CHAMPIONSHIP GAME: Kentucky 73, LaSalle 60.
Consolation: UCLA 72, Duke 67.
First Round: LaSalle 62, UCLA 53; Kentucky 85, Duke 69.
Attendance: 16,714.
- 1954 CHAMPIONSHIP GAME: Kentucky 63, LaSalle 54.
Consolation: Southern California 54, Utah 52.
First Round: LaSalle 49, Southern California 38; Kentucky 70, Utah 65.
Attendance: 17,973.
- 1955 CHAMPIONSHIP GAME: Dayton 89, Kentucky 74.
Consolation: Minnesota 90, Utah 77.
First Round: Dayton 77, Utah 73; Kentucky 72, Minnesota 65.
Attendance: 19,185.
- 1956 CHAMPIONSHIP GAME: Kentucky 91, Illinois 70.
Consolation: Southern Methodist 67, Dayton 59.
First Round: Illinois 82, Dayton 65; Kentucky 72, Southern Methodist 67.
Attendance: 15,753.
- 1957 CHAMPIONSHIP GAME: West Virginia 75, North Carolina 64.
Consolation: Kentucky 78, Minnesota 58.
First Round: North Carolina 73, Minnesota 67; West Virginia 77, Kentucky 70.
Attendance: 20,956.
- 1958 CHAMPIONSHIP GAME: Kentucky 97, West Virginia 91.
Consolation: Oklahoma State 63, Ohio State 59.
First Round: West Virginia 67, Oklahoma St. 49; Kentucky 95, Ohio St. 76.
Attendance: 20,386.
- 1959 CHAMPIONSHIP GAME: West Virginia 79, Kentucky 70.
Consolation: St. Louis 68, North Carolina 52.
First Round: West Virginia 87, St. Louis 86; Kentucky 76, North Carolina 70.
Attendance: 22,713.
- 1960 CHAMPIONSHIP GAME: St. Louis 74, Kentucky 72 (1 overtime).
Third Place: California 72, Illinois 54.
First Round: St. Louis 54, California 53 (1 overtime); Kentucky 83, Illinois 78.
Attendance: 15,095.
- 1961 CHAMPIONSHIP GAME: Kentucky 80, Kansas State 67.
Third Place: Tennessee 75, Xavier 70.
First Round: Kansas State 75, Xavier 67; Kentucky 96, Tennessee 69.
Attendance: 16,013.
- 1962 CHAMPIONSHIP GAME: Kentucky 79, West Virginia 75.
Third Place: Oregon State 61, Iowa 55.
First Round: West Virginia 70, Oregon State 65; Kentucky 94, Iowa 69.
Attendance: 22,138.
- 1963 CHAMPIONSHIP GAME: Kentucky 98, Wake Forest 75.
Third Place: Princeton 90, Wisconsin 87.
First Round: Wake Forest 96, Princeton 67; Kentucky 108, Wisconsin 85.
Attendance: 22,111.
- 1964 CHAMPIONSHIP GAME: Illinois 91, Kentucky 86.
Third Place: Dayton 71, West Virginia 67.
First Round: Illinois 104, Dayton 86; Kentucky 102, West Virginia 78.
Attendance: 22,804.

- 1965 CHAMPIONSHIP GAME: Kentucky 91, Indiana 56.
Third Place: California 75, Air Force 70.
First Round: Indiana 71, California 64; Kentucky 78, Air Force 58.
Attendance: 21,069.
- 1966 CHAMPIONSHIP GAME: Kentucky 83, Kansas State 79.
Third Place: Oregon State 64, Penn State 61.
First Round: Kansas State 83, Penn State 59; Kentucky 96, Oregon State 66.
Attendance: 21,318.
- 1967 CHAMPIONSHIP GAME: Kentucky 76, South Carolina 66.
Third Place: Cincinnati 71, Dayton 70.
First Round: South Carolina 64, Cincinnati 61; Kentucky 88, Dayton 85.
Attendance: 22,371.
- 1968 CHAMPIONSHIP GAME: Kentucky 80, Army 65.
Third Place: Michigan 95, Bradley 93.
First Round: Army 54, Bradley 52; Kentucky 112, Michigan 104.
Attendance: 23,000.
- 1969 CHAMPIONSHIP GAME: Kentucky 98, Duke 76.
Third Place: Dayton 83, Navy 69.
First Round: Duke 72, Dayton 67; Kentucky 73, Navy 59.
Attendance: 23,365.
- 1970 CHAMPIONSHIP GAME: Purdue 89, Kentucky 83.
Third Place: Kansas State 78, De Paul 68.
First Round: Purdue 87, Kansas State 68; Kentucky 106, De Paul 85.
Attendance: 23,462.
- 1971 CHAMPIONSHIP GAME: Kentucky 96, Princeton 82.
Third Place: Missouri 82, California 70.
First Round: Princeton 85, California 59; Kentucky 83, Missouri 79.
Attendance: 22,337.
- 1972 CHAMPIONSHIP GAME: Kentucky 95, Oregon 68.
Third Place: Colorado State 57, Nebraska 51.
First Round: Oregon 73, Colorado State 69; Kentucky 85, Nebraska 60.
Attendance: 23,100.
- 1973 CHAMPIONSHIP GAME: Kentucky 78, Stanford 77.
Third Place: Ohio State 85, Dartmouth 80.
First Round: Stanford 68, Ohio State 53; Kentucky 102, Dartmouth 77.
Attendance: 23,116.
- 1974 CHAMPIONSHIP GAME: Kentucky 90, Oklahoma State 65.
Third Place: Villanova 92, Washington State 83.
First Round: Oklahoma State 88, Villanova 75; Kentucky 97, Washington State 75.
Attendance: 22,489.
- 1975 CHAMPIONSHIP GAME: Kentucky 82, Oregon State 74.
Third Place: Arizona State 85, Georgia Tech 70.
First Round: Oregon State 87, Arizona State 83; Kentucky 66, Georgia Tech 64.
Attendance: 23,000.

TOURNAMENT TRAIL
U.K. INVITATIONAL TOURNAMENT
(23 Appearances—17 Championships)

- 1975 Won 2, Lost 0. Defeated Georgia Tech and Oregon State for title.
1974 Won 2, Lost 0. Defeated Washington State and Okla. State for Championship.

1973	Won 2, Lost 0.	Defeated Dartmouth and Stanford for Championship.
1972	Won 2, Lost 0.	Defeated Nebraska and Oregon for Championship.
1971	Won 2, Lost 0.	Defeated Missouri and Princeton for Championship.
1970	Won 1, Lost 1.	Lost Championship to Purdue.
1969	Won 2, Lost 0.	Defeated Navy and Duke for Championship.
1968	Won 2, Lost 0.	Defeated Michigan and Army for Championship.
1967	Won 2, Lost 0.	Defeated Dayton and South Carolina for championship.
1965	Won 2, Lost 0.	Defeated Air Force and Indiana for championship.
1964	Won 1, Lost 1.	Lost championship to Illinois.
1963	Won 2, Lost 0.	Defeated Wisconsin and Wake Forest for title.
1962	Won 2, Lost 0.	Defeated Iowa and West Virginia for championship.
1961	Won 2, Lost 0.	Defeated Tennessee and Kansas State for championship.
1960	Won 1, Lost 0.	Lost championship to St. Louis.
1959	Won 1, Lost 1.	Lost championship to West Virginia.
1958	Won 2, Lost 0.	Defeated Ohio State and West Virginia for championship.
1957	Won 1, Lost 1.	Eliminated by West Virginia in first game. Defeated Minnesota for third place.
1956	Won 2, Lost 0.	Defeated Southern Methodist and Illinois for championship.
1955	Won 1, Lost 1.	Lost championship to Dayton.
1954	Won 2, Lost 0.	Defeated Utah and LaSalle for championship.
1953	Won 2, Lost 0.	Defeated Duke and LaSalle for championship.

(For Dates, Sites and Scores See All-Time Record Section)

N.C.A.A. TOURNAMENT

(Record 22 Appearances—4 championships)

1974	Won 4, Lost 1.	Lost to UCLA in Championship Game
1973	Won 1, Lost 1.	Eliminated by Indiana in Mideast Regional Finals.
1972	Won 1, Lost 1.	Eliminated by Florida State in Mideast Regional Finals.
1971	Won 0, Lost 2.	Lost to Western Kentucky in Mideast Regional first game.
1970	Won 1, Lost 1.	Eliminated by Jacksonville in Mideast Regional finals.
1969	Won 1, Lost 1.	Lost to Marquette in Mideast Regional first game.
1968	Won 1, Lost 1.	Eliminated by Ohio State in Regional finals.
1966	Won 3, Lost 1.	Lost to Texas Western in championship game.
1964	Won 0, Lost 2.	Lost to Ohio University in Mideast Regional first game.
1962	Won 1, Lost 1.	Eliminated by Ohio State in Mideast Regional finals.
1961	Won 1, Lost 1.	Eliminated by Ohio State in Mideast Regional finals.
1959	Won 1, Lost 1.	Eliminated by Louisville in Mideast Regional first round.
1958	NATIONAL CHAMPIONS.	
	Won 4, Lost 0.	Defeated Seattle for title.
1957	Won 1, Lost 1.	Eliminated by Michigan State in Midwest Regional finals.
1956	Won 1, Lost 1.	Eliminated by Iowa in Eastern Regional finals.
1955	Won 1, Lost 1.	Eliminated by Marquette in Eastern Regional first round.
1954	Withdrew after winning automatic berth as SEC champion.	
1952	Won 1, Lost 1.	Eliminated by St. Johns in Eastern Regional finals.
1951	NATIONAL CHAMPIONS.	
	Won 4, Lost 0.	Defeated Kansas State for title.

- 1949 NATIONAL CHAMPIONS.
 Won 3, Lost 0. Defeated Oklahoma A&M for title.
- 1948 NATIONAL CHAMPIONS.
 WON 3, Lost 0. Defeated Baylor for title.
- 1945 Won 1, Lost 1. Eliminated by Ohio State in first round.
- 1942 Won 1, Lost 1. Eliminated by Dartmouth in second game.
 (For Dates, Sites and Scores See All-Time Record Section)

SUGAR BOWL TOURNAMENT

(Ten Appearances—Five Championships)

- 1963 Won 2, Lost 0. Defeated Duke for championship.
- 1956 Won 2, Lost 0. Defeated Houston for championship.
- 1951 Won 1, Lost 1. Eliminated in finals by St. Louis.
 Defeated Syracuse in consolation game.
- 1950 Won 1, Lost 1. Eliminated in first game by St. Louis.
- 1949 Won 2, Lost 0. Defeated Bradley for championship.
- 1948 Won 1, Lost 1. Eliminated in finals by St. Louis.
- 1946 Won 0, Lost 1. Lost to Oklahoma A&M.
- 1940 Won 0, Lost 1. Lost to Indiana.
- 1939 Won 1, Lost 0. Defeated Ohio State for championship.
- 1937 Won 1, Lost 0. Defeated Pittsburgh for championship.
 (For Dates, Sites and Scores See All-Time Record Section)

NATIONAL INVITATION TOURNAMENT (NIT)

(Six Appearances—Two Championships)

- 1976 Won 4, Lost 0. Defeated UNCC for championship.
- 1950 Won 0, Lost 1. Eliminated in first game by CCNY.
- 1949 Won 0, Lost 1. Eliminated in first game by Loyola (Chicago).
- 1947 Won 2, Lost 1. Eliminated by Utah in third game.
- 1946 Won 3, Lost 0. Defeated Rhode Island for championship.
- 1944 Won 2, Lost 1. Eliminated by St. John's in second game. Defeated
 Oklahoma A&M in consolation game.
 (For Dates, Sites and Scores See All-Time Record Section)

SOUTHERN INTERCOLLEGIATE ATHLETIC ASSOCIATION (SIAA) TOURNAMENT

(Three Appearances—One Championship)

- 1924 Won 0, Lost 1. Eliminated in first game by North Carolina.
- 1922 Won 1, Lost 1. Eliminated in second game by Mercer.
- 1921 Won 4, Lost 0. Defeated Georgia for championship.

SOUTHERN CONFERENCE TOURNAMENT

(Seven Appearances—No Championships)*

- 1932 Won 1, Lost 1. Eliminated in second game by North Carolina.
- 1931 Won 3, Lost 1. Eliminated in finals by Maryland.
- 1930 Won 2, Lost 1. Eliminated in semi-finals by Duke.
- 1929 Won 1, Lost 1. Eliminated in second game by Georgia.
- 1928 Won 2, Lost 1. Eliminated in semi-finals by Mississippi.
- 1926 Won 2, Lost 1. Eliminated in semi-finals by Miss A&M.
- 1925 Won 1, Lost 1. Eliminated in second game by Georgia.

*Kentucky joined Southeastern Conference in 1933.

OLYMPIC TRIALS TOURNAMENT

(One Appearance—Champions College Bracket)

- 1948 Won 2, Lost 1. Qualified as NCAA Champion. Defeated Louisville and Baylor for championship College Bracket. Lost to AAU Champion Phillips Oilers in National Finals.

OLYMPIC GAMES

(One Appearance—One World Championship)

- 1948 Won 8, Lost 0. Kentucky participated along with the Phillips Oilers as the United States' basketball entry. Defeated France for the championship.

SOUTHEASTERN CONFERENCE (SEC) TOURNAMENT

(Nineteen Appearances—Record 13 Championships)*

- 1952 Won 4, Lost 0. Defeated Louisiana State for championship.
1951 Won 3, Lost 1. Eliminated in finals by Vanderbilt.
1950 Won 3, Lost 0. Defeated Tennessee for championship.
1949 Won 4, Lost 0. Defeated Tulane for championship.
1948 Won 4, Lost 0. Defeated Georgia Tech for championship.
1947 Won 4, Lost 0. Defeated Tulane for championship.
1946 Won 4, Lost 0. Defeated Louisiana State for championship.
1945 Won 4, Lost 0. Defeated Tennessee for championship.
1944 Won 3, Lost 0. Defeated Tulane for championship.
1943 Won 3, Lost 1. Eliminated in finals by Tennessee.
1942 Won 4, Lost 0. Defeated Alabama for championship.
1941 Won 3, Lost 1. Eliminated in finals by Tennessee.
1940 Won 3, Lost 0. Defeated Georgia for championship.
1939 Won 3, Lost 0. Defeated Tennessee for championship.
1938 Won 0, Lost 1. Eliminated in first game by Tulane.
1937 Won 3, Lost 0. Defeated Tennessee for championship.
1936 Won 1, Lost 1. Eliminated in second game by Tennessee.
1935 No Tournament Held.
1934 Won 0, Lost 1. Eliminated in first game by Florida.
1933 Won 4, Lost 0. Defeated Mississippi State for championship.

* No tournament held since 1952.

John Mauer, University of Kentucky basketball coach during the 1927-28, 1928-29, and 1929-30 seasons, played halfback at the University of Illinois in the same backfield with the immortal Red Grange and was a teammate of All-American guard Bernie E. Shively, who later became UK's athletic director. In basketball, Mauer was an All-Western Conference forward two years and captain of the Illinois team his senior year.

George Buchheit, who coached the Wildcats five seasons, from 1919 to 1924, was an All-Western end and star of the basketball and track teams at the University of Illinois.

FAME COMES TO THE WILDCATS

OLYMPIC GOLD MEDAL WINNERS

(With seven players winning the coveted medal for Olympic participation, the University of Kentucky leads the nation in honorees.)

Wallace Jones	1948	Kenny Rollins	1948
Cliff Barker	1948	Billy Evans	1956
Ralph Beard	1948	Adrian Smith	1960
Alex Groza	1948		

CHANDLER TROPHY

(Donated annually by Radio Station WVLK of Lexington in honor of A. B. (Happy) Chandler, two-time Governor of Kentucky and former Commissioner of Baseball. This trophy is awarded to the basketball player chosen by a secret committee as best exemplifying the qualities of leadership, scholarship, character and ability.)

1976	Jack Givens	1964	Larry Conley
1975	Jimmy Dan Conner	1963	Roy Roberts
1974	Bob Guyette	1962	Larry Pursiful
1973	Kevin Grevey	1961	Dick Parsons
1972	Stan Key	1960	Dick Parsons
1971	Larry Steele	1959	Johnny Cox
1970	Dan Issel	1958	Vernon Hatton
1969	Dan Issel	1957	Ed Beck
1968 (tie)	Thad Jaracz, Cliff Berger	1956	Bob Burrow
1967 (tie)	Louie Dampier, Pat Riley	1955	Bill Evans
1966 (tie)	Larry Conley, Tommy Kron	1954	Frank Ramsey
1965	Terry Mobley	1953	Not awarded
		1952	Frank Ramsey
		1951	Frank Ramsey

JOE B. HALL TROPHY

(Donated by Joe B. Hall to UK's Best Varsity Free Throw Shooter)

1976	Jack Givens	116 of 140—82.9%
1975	Rick Robey	51 of 63—81.0%
1974	Kevin Grevey	83 of 100—83.0%
1973	Steve Lochmueller	33 of 38—86.8%

ADOLPH F. RUPP TROPHY

(Donated by Adolph Rupp to UK's Best Varsity Free Throw Shooter—Retired in 1972)

1972	Ronnie Lyons (G)	70 of 80—87.5%
1971	Kent Hollenbeck (G)	82 of 93—88.2%
1970	Larry Steele (F)	45 of 49—91.8%
1969	Phil Argento (G)	47 of 61—77.0%
1968	Mike Casey (G)	79 of 96—82.3%
1967	Louie Dampier (G)	99 of 119—87.2%
1966	Tommy Kron (G)	57 of 67—85.1%
1965	Louie Dampier (G)	84 of 100—84.0%
1964	Tommy Kron (G)	28 of 34—82.3%
1963	Scotty Baesler (G)	59 of 69—85.5%
1962	Larry Pursiful (G)	89 of 109—81.6%

KENTUCKY CENTRAL INSURANCE COMPANIES TROPHY

(Given annually by Kentucky Central, Lexington, to the player chosen by a secret committee as most valuable to his team.)

1976 (tie)	Jack Givens, Mike Phillips	1968	Mike Casey
1975	Kevin Grevey	1967 (tie)	Louie Dampier, Pat Riley
1974	Kevin Grevey	1966 (tie)	Pat Riley, Louie Dampier
1973	Jim Andrews	1965	Pat Riley
1972	Tom Parker	1964 (tie)	Cotton Nash, Larry Conley
1971	Larry Steele	1963	Ted Deeken
1970 (tie)	Dan Issel, Mike Pratt	1962	Cotton Nash
1969	Dan Issel		

HARRY C. LANCASTER AWARD

(Presented by Dawahare's of Kentucky to Varsity Starter Committing Fewest Turnovers)

1976	Reggie Warford (46)
1975	Bob Guyette (50)
1974	Ronnie Lyons (37)
1973	Ronnie Lyons (46)

FRANK SEALE AWARD

(Presented by Athletics Alumnus Frank Seale to Outstanding Senior)

1976	Reggie Warford
1975	Kevin Grevey
1974	Ronnie Lyons
1973	Jim Andrews
1972	Tom Parker
1971	Mike Casey
1970	Dan Issel
1969	Phil Argento
1968	Thad Jaracz
1967 (tie)	Louie Dampier, Pat Riley
1966 (tie)	Larry Conley, Tommy Kron
1965	John Adams

FIRST SECURITY BANK AWARD

(Given by First Security National Bank To Leading Varsity Rebounder)

1976	Mike Phillips (295)
1975	Rick Robey (214)
1974	Bob Guyette (205)
1973	Jim Andrews (348)
1972	Jim Andrews (315)
1971	Tom Payne (283)
1970	Dan Issel (369)
1969	Dan Issel (321)
1968	Dan Issel (428)
1967	Thad Jaracz (215)
1966	Pat Riley (259)
1965	John Adams (214)

K-MEN'S SCHOLASTIC AWARD

(Given by K-Men's Association in Memory of Sam Huey to the Team's Top Scholar Athlete Over Four-Year Period)

1976	Reggie Warford
1975	Bob Guyette
1974	Ray Edelman
1973	Dan Perry
1972	Tom Parker
1971	Jim Dinwiddie
1970	Dan Issel
1969	Phil Argento
1968	Cliff Berger
1967	Louie Dampier
1966	Tommy Kron

CLAUDE SULLIVAN MEMORIAL AWARD

(Presented by the Committee of 101 to the Varsity Leader in Assists)

1976	Larry Johnson (98)
1975 (tie)	Jimmy Dan Conner, Mike Flynn (106)
1974	Mike Flynn (83)
1973	Jimmy Dan Conner (83)
1972	Stan Key (89)
1971	Larry Steele (93)
1970	Mike Pratt (99)
1969	Mike Casey (129)
1968	Mike Pratt (82)
1967	Pat Riley (68)
1966	Larry Conley (100)

CENTRAL KENTUCKY NEWS CO. AWARD

(Presented by Stephen F. Rardin to Outstanding Varsity Defensive Player)

1976	Larry Johnson
1975	Mike Flynn
1974	Larry Johnson
1973	Mike Flynn

KIWANIS 110 PERCENTER AWARD

(Given annually by the Kiwanis Clubs of Lexington to the player demonstrating effort beyond the call of duty.)

1976	Reggie Warford	1969	Mike Pratt
1975	Larry Johnson	1968	Mike Casey
1974	Jerry Hale	1967	Brad Bounds
1973	Ronnie Lyons	1966	Larry Conley
1972	Larry Stamper	1965	Pat Riley
1971	Larry Steele	1964	Larry Conley
1970	Coach Adolph Rupp		

JAYCEES FRESHMAN LEADERSHIP AWARD

(Presented By Lexington Junior Chamber of Commerce To Freshman Chosen For Leadership On and Off The Court.)

1976	Dwane Casey	1970	Doug Flynn
1975	Rick Robey	1969	Randy Noll
1974	Merion Haskins	1968	Greg Starrick
1973	Reggie Warford	1967	Dan Issel
1972	Jimmy Dan Conner	1966	Phil Argento
1971	Ronnie Lyons	1965	Jim LeMaster

TENNESSEE CLUB SEC AWARDS

- | | |
|---------------------------------------|-------------------------------------|
| 1970 Dan Issel, Rebounder | 1967 Louie Dampier, Shooter |
| 1968 Cliff Berger, Academic | 1967 . . . Pat Riley, Sportsmanship |

SHIVELY MEMORIAL PLAQUE

(Presented by Notre Dame University in Memory of the late UK Athletic Director, Bernie Shively, to Most Valuable Player in Kentucky-Notre Dame Game)

- | | |
|---------------------------------|-----------------------------|
| 1975 Truman Claytor (Kentucky), | Adrian Dantley (Notre Dame) |
| 1974 | Larry Johnson (Kentucky) |
| 1973 | John Shumate (Notre Dame) |
| 1972 | Jim Andrews (Kentucky) |
| 1971 | Tom Parker (Kentucky) |
| 1970 | Austin Carr (Notre Dame) |
| 1969 | Mike Pratt (Kentucky) |
| 1968 | Phil Argento (Kentucky) |
| 1967 | Mike Casey (Kentucky) |

NAISMITH BASKETBALL HALL OF FAME

- 1969 Adolph Rupp (Coach)

Basil Hayden, who became the University of Kentucky's first basketball All-American in 1921, coached the Wildcats during the 1926-27 season, becoming the first UK alumnus to return as coach. Forty-six years later, Joe B. Hall, who was on the 1948-49 UK squad, became the second alumnus coach at UK.

James Park, who coached the 1916 UK basketball team for athletic director J. J. Tigert, was a three-sport star at UK, earning letters in football, basketball and baseball. He scored five touchdowns rushing against Earlham in 1914 for a UK record that still stands. Park played major baseball after graduating from UK and later was a noted judge and attorney.

KENTUCKY ALL-AMERICANS

(27 Players Chosen 40 Times)

* Consensus; † Second Team Consensus



BASIL HAYDEN
Forward—1921



BURGESS CAREY
Guard—1925



CAREY SPICER
F—1929-31



PAUL McBRAYER
Guard—1930



FOREST SALE
C-F—1932-33



ELLIS JOHNSON
Guard—1933



JOHN DeMOISEY
Center—1934



LeROY EDWARDS
Center—1935



BERNARD OPPER
Guard—1939



LEE HUBER
Guard—1940-41



BOB BRANNUM
Center—1944



JACK PARKINSON
Guard—1946



RALPH BEARD
G—47-48*-49*



ALEX GROZA
C—47-48†-49*



WALLACE JONES
Forward—1949†



BILL SPIVEY
Center—1951*



CLIFF HAGAN
C—1952*, 54*



FRANK RAMSEY
G—1952, 54†



BOB BURROW
Center—1956†



VERNON HATTON
Guard—1958



JOHNNY COX
Forward—1959*



COTTON NASH
C-F—62†-63†-64*



PAT RILEY
Forward—1966



LOUIE DAMPIER
Guard—1966†



DAN ISSEL
C—1969-70*



KEVIN GREVEY
Forward—74-75



JACK GIVENS
Forward—1976

ALL-SOUTHEASTERN CONFERENCE

(54 Players Chosen 96 Times)

Ellis Johnson (G)	1933	Shelby Linville (F)	1951
Forest Sale (C)	1933	Bobby Watson (G)	1951, '52
John DeMoisey (F)	1933, '34	Frank Ramsey (G)	1951, '52, '54
Bill Davis (G)	1934	Cliff Hagan (C)	1952, '54
Leroy Edwards (C)	1935	Bill Evans (G-F)	1955
Dave Lawrence (F)	1935	Bob Burrow (C)	1955, '56
Ralph Carlisle (F)	1936, '37	Johnny Cox (F)	1957, '58, '59
Warfield Donohue (G)	1937	Vernon Hatton (G)	1958
Bernie Opper (G)	1938, '39	Don Mills (C)	1960
Layton Rouse (G)	1940	Bill Lickert (F-G)	1959, '60, '61
Lee Huber (G)	1941	Larry Pursiful (G)	1962
James King (C)	1941	Cotton Nash (C-F)	1962, '63, '64
Marvin Akers (F)	1941, '43	Ted Deeken (F)	1964
Ermal Allen (F)	1942	Tommy Kron (G)	1965, '66
Melvin Brewer (C)	1943	Pat Riley (F)	1965, '66
Bob Brannum (C)	1944	Thad Jaracz (C-F)	1966
Jack Parkinson (G)	1944, '45, '46	Larry Conley (F)	1966
Jack Tingle (F)	1944, '45, '46, '47	Louie Dampier (G)	1965, '66, '67
Kenton Campbell (C)	1945	Mike Casey (G)	1968, '69, '71
Ralph Beard (G)	1946, '47, '48, '49	Dan Issel (C)	1968, '69, '70
Wallace Jones (F)	1946, '47, '48, '49	Mike Pratt (F)	1969, '70
Joe Holland (F)	1947	Larry Steele (F)	1971
Alex Groza (C)	1948, '49	Tom Parker (F)	1971, '72
Kenny Rollins (G)	1947, '48	Tom Payne (C)	1971
Jim Line (F)	1950	Jim Andrews (C)	1972, '73
Bill Spivey (C)	1950, '51	Kevin Grevey (F)	1973, '74, '75
Walt Hirsch (F)	1951	Jack Givens (F)	1976

KENTUCKY ACADEMIC ALL-AMERICANS

Louie Dampier	Guard	1966-67
Dan Issel	Center	1970
Mike Pratt	Forward	1970
Mike Casey	Guard	1971
Bob Guyette	Forward	1975
Jimmy Dan Conner	Guard	1975

ALL-NCAA TOURNAMENT

*Alex Groza (C)	1948, '49	Johnny Cox (F)	1958
Bill Spivey (C)	1951	Pat Riley (F)	1966
Shelby Linville (F)	1951	Louie Dampier (G)	1966
Vernon Hatton (G)	1958	Kevin Grevey (F)	1975

*Chosen Most Valuable Player 1948, '49.

(REGIONAL)

Larry Pursiful (G)	1962	Cotton Nash (C-F)	1962
*Alex Groza (C)	1948, '49	*Pat Riley (F)	1966
Bill Spivey (C)	1951	Louie Dampier (G)	1966
Bob Burrow (C)	1955, '56	Mike Casey (G)	1968
Vernon Hatton (G)	1958	Dan Issel (C)	1968, '69, '70
Johnny Cox (F)	1957, '58, '59	Jim Andrews (C)	1972, '73
Bill Lickert (F)	1961	Mike Flynn (G)	1975
		Jimmy Dan Conner (G)	1975

*Chosen Most Valuable Player

ALL-SOUTHERN CONFERENCE

Paul Jenkins (G)	1926	George Yates (G)	1931
Carey Spicer (G)	1929-'31	Ellis Johnson (C-F)	1932
Louis McGinnis (F)	1931		

KENTUCKY BASKETBALL MODERN RECORD

1945-46 SEASON

Won 28, Lost 2 NIT Champions
SEC Champions (Tournament)

— Leading Scorers —

Jack Parkinson (6-0 Jr. G)	11.3
Wallace Jones (6-4 Fr. F)	9.7
Ralph Beard (5-10½ Fr. G)	9.3
Jack Tingle (6-3 Jr. F)	9.2
Wilbur Schu (6-4 Sr. F)	7.7

1946-47 SEASON

Won 34, Lost 3 NIT Runner-up
SEC Champions (Tournament)

— Leading Scorers —

Alex Groza (6-7 Fr. C-F)	393 Pts.*
Ralph Beard (5-10½ Soph G)	392 Pts.
Kenneth Rollins (6-0 Jr. G)	310 Pts.
Joe Holland (6-4 Sr. F)	224 Pts.
Wallace Jones (6-4 Soph. C)	217 Pts.

*No record of number of games played by each man. Averages cannot be determined.

1947-48 SEASON—Won 36, Lost 3

World Champions (Olympic Games)
SEC Champions (Tournament)
National Champions
(NCAA Tournament)

— Leading Scorers —

Alex Groza (6-7 Jr. C)	12.5
(488 TP in 39 Games)	
Ralph Beard (5-10½ Jr. G)	12.5
(476 TP in 38 Games)	
Wallace Jones (6-4 Jr. F-C)	9.3
James Line (6-2 Soph. F)	6.9
Kenneth Rollins (6-0 Sr. G)	6.6

1948-49 SEASON—Won 32, Lost 2

National Champions
(NCAA Tournament)
SEC Champions (Tournament)
Ranked 1st Nationally AP
Runner-up Sugar Bowl

Loser NIT in Attempted "Grand Slam"

— Leading Scorers —

Alex Groza (6-7 Sr. C)	20.5
Ralph Beard (5-10½ Sr. G)	10.8
Wallace Jones (6-4 Sr. F-C)	9.6
Cliff Barker (6-2 Sr. G-F)	7.3
Dale Barnstable (6-3 Jr. F-G)	6.1

1949-50 SEASON—Won 25, Lost 5

SEC Champions (Tournament)

Sugar Bowl Champions
NIT Participant (0-1)
Ranked 3rd Nationally AP

— Leading Scorers —

Bill Spivey (7-0 Soph. C)	19.3
Jim Line (6-2 Sr. F)	13.1
Walt Hirsch (6-4 Jr. F)	9.9
Bobby Watson (5-10 Soph. G)	7.5
Dale Barnstable (6-3 Sr. G)	5.9

1950-51 SEASON—Won 32, Lost 2

National Champions
(NCAA Tournament)
SEC Champions

Ranked 1st Nationally AP-UP
Third Sugar Bowl Tournament

— Leading Scorers —

Bill Spivey (7-0 Jr. C)	19.2
Shelby Linville (6-5 Jr. F)	10.4
Bobby Watson (5-10 Jr. G)	10.4
Frank Ramsey (6-3 Soph. G)	10.1
Walt Hirsch (6-3 Sr. F)	9.1

1951-52 SEASON—Won 29, Lost 3

Ranked 1st Nationally AP-UP
SEC Champions (14-0)
NCAA Tournament Participant (1-1)
Runner-up Sugar Bowl

— Leading Scorers —

Cliff Hagan (6-4 Jr. C)	21.6
Frank Ramsey (6-3 Jr. G)	15.9
Bobby Watson (5-10 Sr. G)	13.1
Lou Tsiropoulos (6-5 Jr. F)	7.9
Lucian Whitaker (6-0 Sr. F)	7.8

1952-53 SEASON

(No Schedule Played)

1953-54 SEASON—Won 25, Lost 0

Ranked 1st Nationally AP, 2nd UPI
UKIT Champions
SEC Champions (14-0)
Declined NCAA Berth

— Leading Scorers —

Cliff Hagan (6-4 Sr. C)	24.0
Frank Ramsey (6-3 Sr. G)	19.6
Lou Tsiropoulos (6-5 Sr. F)	14.5
Billy Evans (6-1 Jr. F)	8.4
Gayle Rose (6-0 Jr. G)	6.7

1954-55 SEASON—Won 23, Lost 3

NCAA Tournament Participant (1-1)
UKIT Champions
SEC Champions (12-2)
Ranked 2nd Nationally AP, UPI

— Leading Scorers —

Bob Burrow (6-7 Jr. C) 19.0
 Billy Evans (6-1 Sr. G) 13.9
 Jerry Bird (6-6 Jr. F) 10.7
 Phil Grawemeyer (6-7½ Jr. F) .. 13.0*
 Gayle Rose (6-0 Sr. G) 7.4
 * Grawemeyer ranked 4th in total points with 260 in 20 games. Broke leg against De Paul and missed last six games.

1955-56 SEASON—Won 20, Lost 6

Ranked 9th Nationally AP
 Second SEC (12-2)
 NCAA Tournament Participant (1-1)
 UKIT Runner-up

— Leading Scorers —

Bob Burrow (6-7 Sr. C) 21.1
 Jerry Bird (6-6 Sr. F) 16.2
 Vernon Hatton (6-3 Soph. G) ... 13.3
 Gerry Calvert (5-11 Jr. G) 11.2
 Phil Grawemeyer (6-7½ Sr. F) ... 8.4

1956-57 SEASON—Won 23, Lost 5

Ranked 3rd Nationally AP, UPI
 UKIT Champions
 SEC Champions (12-2)
 Sugar Bowl Champions
 NCAA Tournament Participant (1-1)

— Leading Scorers —

Johnny Cox (6-4 Soph. F) 19.4
 Gerry Calvert (5-11 Sr. G) 15.2
 Vernon Hatton (6-3 Jr. G) 14.8
 John Crigler (6-3 Jr. F) 10.3
 Ed Beck (6-7 Jr. C) 9.5

1957-58 SEASON—Won 23, Lost 6

National Champions
 (NCAA Tournament)
 SEC Champions (12-2)
 Ranked 9th Nationally AP, 14th UPI
 UKIT Participant (1-1)

— Leading Scorers —

Vernon Hatton (6-3 Sr. G) 17.1
 Johnny Cox (6-4 Jr. F) 14.9
 John Crigler (6-3 Sr. F) 13.6
 Adrian Smith (6-0 Sr. G) 12.4
 Ed Beck (6-7 Sr. C) 5.6

1958-59 SEASON—Won 24, Lost 3

NCAA Tournament Participant (1-1)
 UKIT Champions Second SEC (12-2)
 Ranked 2nd Nationally

— Leading Scorers —

Johnny Cox (6-4 Sr. F) 17.9
 Billy Ray Lickert (6-3 Soph. G) . 13.5
 Bennie Coffman (6-0 Jr. G) 10.7
 Don Mills (6-6 Jr. C) 10.5

Dickie Parsons (5-10 Soph. G) .. 8.0
 (216 TP in 27 G)

Sid Cohen (6-1 Jr. G) 8.1
 (203 TP in 25 G)

1959-60 SEASON—Won 19, Lost 7

Third SEC (10-4) UKIT Runner-up

— Leading Scorers —

Don Mills (6-6 Sr. C-F) 12.7
 (319 TP in 25 G)

Billy Ray Lickert (6-3 Jr. F-G) .. 14.4
 (288 TP in 20 G)

Sid Cohen (6-1 Sr. G) 10.7

Bennie Coffman (6-0 Sr. G) 10.2

Ned Jennings (6-9 Jr. C) 8.8

1960-61 SEASON—Won 19, Lost 9

NCAA Tournament Participant (1-1)
 UKIT Runner-up Second SEC (10-4)
 Ranked 18th Nationally UPI

— Leading Scorers —

Billy Ray Lickert (6-3 Sr. F-G) .. 16.0

Roger Newman (6-4 Sr. F-G) ... 14.1

Larry Pursiful (6-1 Jr. G) 13.4

Ned Jennings (6-9 Sr. C) 11.5

Carroll Burchett (6-4 Jr. F-C) ... 5.1

1961-62 SEASON

Won 23, Lost 3 UKIT Champions
 SEC Co-Champions (13-1)

NCAA Tournament Participant (1-1)
 Ranked 3rd Nationally AP, UPI

— Leading Scorers —

Cotton Nash (6-5 Soph. C-F) ... 23.4

Larry Pursiful (6-1 Sr. G) 19.1

Carroll Burchett (6-4 Sr. C-F) ... 11.2

Scotty Baesler (6-0 Jr. G) 10.9

Roy Roberts (6-4 Jr. F) 7.0

1962-63 SEASON—Won 16, Lost 9

Fifth SEC (8-6) UKIT Champions

— Leading Scorers —

Cotton Nash (6-5 Jr. F-C) 20.6

*Charles Ishmael (6-5 Jr. G) 11.1

Ted Deeken (6-3½ Jr. F) 9.8

Scotty Baesler (5-11½ Sr. G) 9.7

Roy Roberts (6-4 Sr. F) 9.0

* Ineligible second semester

1963-64 SEASON—Won 21, Lost 6

UKIT and Sugar Bowl Champions
 SEC Champions (11-3)

Ranked 3rd UPI, 4th AP Nationally
 NCAA Tournament Participant (0-2)

— Leading Scorers —

Cotton Nash (6-5 Sr. C-F) 24.0

Ted Deeken (6-3½ Sr. F) 18.5

Larry Conley (6-3 Soph. F-C) ... 12.2

Terry Mobley (6-2½ Jr. G) 9.4
 Randy Embry (5-11 Jr. G) 7.2

1964-65 SEASON—Won 15, Lost 10
 5th SEC (10-6) Unranked in Polls
 UKIT Runner-up

— Leading Scorers —
 Louie Dampier (6-0 Soph. G) ... 17.0
 Pat Riley (6-4 Soph. F) 15.0
 Tommy Kron (6-5 Jr. G-F) 12.3
 John Adams (6-7 Sr. C) 11.8
 Larry Conley (6-3 Jr. F) 11.6

1965-66 SEASON—Won 27, Lost 2
 SEC Champions (15-1) UKIT Champions
 Ranked First Nationally in Polls
 National Runner-up in NCAA

— Leading Scorers —
 Pat Riley (6-4 Jr. F) 21.9
 Louie Dampier (6-0 Jr. G) 21.1
 Thad Jaracz (6-5 Soph. C) 13.2
 Larry Conley (6-3 Sr. F) 11.5
 Tommy Kron (6-5 Sr. G) 10.2

1966-67 SEASON

Won 13, Lost 13 (Worst under Rupp)
 Tied 5th SEC (8-10) Unranked in Polls
 UKIT Champions

— Leading Scorers —
 Louie Dampier (6-0 Sr. G) 20.6
 Pat Riley (6-3 Sr. F) 17.4
 Thad Jaracz (6-5 Jr. C-F) 11.3
 Cliff Berger (6-8 Jr. C) 11.3
 Phil Argento (6-0 Soph. G) 5.2

1967-68 SEASON

Won 22, Lost 5 Ranked 4th in Polls
 SEC Champions (15-3)
 UKIT Champions

— Leading Scorers —
 Mike Casey (6-4 Soph. G) 20.1
 Dan Issel (6-8 Soph. C) 16.4
 Mike Pratt (6-4 Soph. F) 14.1
 Thad Jaracz (6-5 Sr. F) 11.3
 Phil Argento (6-2 Jr. G) 12.3

1968-69 SEASON

Won 23, Lost 5 Ranked 7th in Polls
 SEC Champions (16-2)
 UKIT Champions

— Leading Scorers —
 Dan Issel (6-8 Jr. C) 26.6
 Mike Casey (6-4 Jr. G) 19.1
 Mike Pratt (6-4 Jr. F) 16.9
 Phil Argento (6-2 Sr. G) 10.0
 Larry Steele (6-5 Soph. F) 8.6

1969-70 SEASON—Won 26, Lost 2
 SEC Champions (17-1)
 UKIT Champions

Ranked First Nationally in Polls
 — Leading Scorers —

Dan Issel (6-8 Sr. C) 33.9
 Mike Pratt (6-4 Sr. F) 19.3
 Tom Parker (6-6 Soph. F) 10.4
 Larry Steele (6-5 Jr. F) 9.8
 Terry Mills (6-2 Jr. G) 9.1

1970-71 SEASON—Won 22, Lost 6
 SEC Champions (16-2)

UKIT Runner-up
 Ranked 10th AP

— Leading Scorers —

Tom Parker (6-7 Jr. F) 17.6
 Mike Casey (6-4 Sr. G) 17.0
 Tom Payne (7-2 So. C) 16.9
 Kent Hollenbeck (6-4 Jr. G) 14.0
 Larry Steele (6-5 Sr. F) 13.1

1971-72 SEASON—Won 21, Lost 7
 SEC Champions (14-4)

UKIT Champions

Ranked 14th UPI and 18th AP

— Leading Scorers —

Jim Andrews (6-11 Jr. C) 21.5
 Tom Parker (6-7 Sr. F) 18.0
 Ronnie Lyons (5-10 So. G) 13.2
 Stan Key (6-3 Sr. G) 12.5
 Larry Stamper (6-6 Jr. F) 10.3

1972-73 SEASON—Won 20, Lost 8
 SEC Champions (14-4)

UKIT Champions

Ranked 15th UPI and 17th AP

— Leading Scorers —

Jim Andrews (6-11 Sr. C) 20.1
 Kevin Grevey (6-5 So. F) 18.7
 Jimmy Dan Conner (6-4 So. G-F) 11.2
 Ronnie Lyons (5-10 Jr. G) 9.2
 Mike Flynn (6-3 So. G) 9.1

1973-74 SEASON—Won 13, Lost 13
 UKIT Champions

Tied 4th SEC (9-9) Unranked in Polls

— Leading Scorers —

Kevin Grevey (6-5 Jr. F) 21.9
 Bob Guyette (6-9 Jr. C) 12.7
 Jimmy Dan Conner (6-4 Jr. F-G) 12.0
 Mike Flynn (6-3 Jr. G) 11.5
 Ronnie Lyons (5-10 Sr. G) 7.8

1974-75 SEASON—Won 26, Lost 5
 SEC Co-Champions (15-3)

UKIT Champions
National Runner-Up in NCAA
Ranked 4th UPI and 2nd AP

— Leading Scorers —


Kevin Grevey (6-5 Sr. F)	23.6
Jimmy Dan Conner (6-4 Sr. G)	12.4
Rick Robey (6-10 Fr. C)	10.4
Jack Givens (6-4 Fr. F)	9.4
Mike Flynn (6-3 Sr. G)	9.0
Bob Guyette (6-9 Sr. F)	8.6

1975-76 SEASON—Won 20, Lost 10
UKIT Champions NIT Champions
Tied 4th SEC (11-7) Unranked in Polls

— Leading Scorers —

Jack Givens (6-4 So. F)	20.1
Mike Phillips (6-10 So. C)	15.6
Larry Johnson (6-2 Jr. G)	11.2
James Lee (6-5 So. F)	9.3
Rick Robey (6-10 So. C-F)*	15.6
Reggie Warford (6-1 Sr. G)	6.5

*Played in 12 Games



THE LEADERS—Wildcat Co-Captains Merion Haskins, left, and Larry Johnson, right, take the first varsity shots in Rupp Arena as the Cats made their initial debut Oct. 26.

RUPP ARENA—WILDCATS NEW HOME

Rupp Arena will afford the University of Kentucky its third basketball home in 52 years, and with its 23,000 seat capacity, brings a distinction as the nation's largest basketball facility.

An awesome structure in sight and scope, the arena is divided in two seating areas—the lower level features 10,000 fully cushioned, theater seats in block coloring of blue, red, orange and purple, offering a spectacular splash of color—and a upper level of 13,000 seats on epoxy-coated metal bleachers. The latter can be visually isolated to provide a more natural setting for small shows.

Built by the City of Lexington, the Arena is named in honor of Kentucky's legendary retired coach, Adolph Rupp, and is the major portion of a \$53 million Lexington Center complex which includes a convention-exhibition hall, a 50-store tri-level enclosed shopping mall, a luxury Hyatt Regency Hotel, and a block away, the historic 1,200 seat Lexington Opera House, which was recently renovated.

The arena is fully air-conditioned, equipped with a specially designed, high quality sound system appropriately named "Big Bertha," and complete lighting for events and color television coverage. Special attention has been paid to such facilities as dressing rooms, service entrances and storage areas.

The Wildcats will command an exclusive dressing room 365 days a year, while other facilities include six team size and eight smaller units.

The portable basketball court, which lies on a concrete sub-flooring 118' beneath the ceiling, is 60' x 120' and is made of a light shade of northern maple trimmed in Kentucky blue. The floor was specially designed to convert from the 94' length required for college and professional basketball to the 84' length for high school by simply removing two panels.


Four 35' x 4' custom-made scoreboards are placed so spectators can see at least three of the boards from any seat in the arena.

The solid state, electronic scoreboards can be used for basketball, rodeos, wrestling, boxing, and track and field. For track and field events, they can record times to 1/100th of a second. Lighted information on the boards is colored balanced for television.


Four portable goals are on hand, with the two extras for practice and emergency backup during game situations.

Access to the Arena is by High Street, and from Main-Vine, through the Mall area and up to the High Street entrance by escalators. One main concourse contains all public facilities—concessions, telephones, water fountains, rest rooms, first aid rooms and security command post.

The concourse is color-coded with the arena being divided into four quadrants for easy seat location. The colors are red, blue, amethyst and green. The concourse is at mid-level, dividing the lower seating area from the upper level bleacher seating.



MAIN-VINE STREETS VIEW—At far left rises the Hyatt Regency Hotel, at center is the bronze glass-enclosed shopping mall, right background Rupp Arena, and right foreground is the convention-exhibition hall.



HIGH STREET ENTRANCE—At left, Rupp Arena is joined to the Hyatt Regency by the entrance foyer which also features ticket windows for all arena events. Entrance to this area may be gained from the shopping mall by escalators.

Player Profiles




Ex
af
Ca
Un
pro
sor
sho
wit
ule
hu
Sp
Ke
an
cla
sea
sq
27
str
gr
mi
sco
hig
fin
ag
A
C
thi
on
ba
23
a
rel
re
inc
Re
Bi
Al
th
av
M
Cl
ga
Co
str
se

Y
Fr

DWANE CASEY, 6-2, 195 Sophomore Guard
Morganfield, Ky. (4/17/57)

Expected to see more action at guard after a year of adjustment is Dwane Casey, who played as a swingman at Union County High School, which also produced teammate Larry Johnson... Has improved his outside shooting as well as his ball handling with a determined work schedule... Has no peer when it comes to hustle and 100 per cent effort... Spent the summer working in western Kentucky coal mines, weight lifting and shooting baskets... Was proclaimed unofficial champion of pre-season weight program with a power squat lift of 485 lbs and a clean jerk of 270 lbs... Tremendous quickness, strength and solid fundamentals are his greatest assets... Averaged 7.2 minutes playing time in 20 games, scoring 1.3 ppg... Single games highs—six points against UNCC in the finals of the NIT, and three rebounds against Georgia Tech and Georgia... A four sport star at Union County, Casey earned four basketball letters, three baseball, two cross country and one in football... Captained basketball and baseball teams... Averaged 23.5 ppg, 8 rebounds and five assists as a senior after scoring 21 ppg and 10 rebounds as a junior... Set school record 38 points and a high rebounding mark of 25... All-State, All-Regional (2 yrs.), All-District (2 yrs.), Big-8 Conference Player-of-the-Year, All-Conference (2 yrs.) and winner of the school defensive and rebounding awards... All-Area baseball... Member of National Honor Society carrying a 3.45 GPA... Played in Derby Classic, Kentucky-Indiana All-Star series and Kentucky East-West All-Star game... Coach Ernon Simpson... Arts and Sciences.

Coach Hall: "Dwane will see much more action at guard this year. His quickness, strength and fine team attitude insures a healthy contribution to a successful season."



Year	G	Sts.	Time	FG-FGA	Pct.	FT-FTA	Pct.	Reb-Ave	A	PF-D	Pts. Ave	Season High
Fr.	20	0	144	10-27	37.0	5-9	55.6	13-0.7	12	20-0	25 1.3	6 UNCC N

TRUMAN CLAYTOR, 6-1, 173 Sophomore Guard
Toledo, Ohio (2/2/57)

A top guard prospect who can do it all, Claytor has proven he can play with the best if only he can detour the injury route... Scoring 14 points in his first game at Northwestern in a reserve role, he capped a fine pre-conference season by scoring 18 points against Notre Dame to lead the Cats to a thrilling 79-77 win at Freedom Hall—for that fine effort, he was named Co-MVP of the game with Irish All-American Adrian Dantley... After that, it was down hill as he suffered a number of injuries which greatly reduced his effectiveness... Came back with a good NIT performance, hitting for 10 points against Kansas State... The injury bug struck again during summer playground activity when he twice broke a bone in his shooting hand—however, he is fully recovered and hitting the basket with more precision than ever... Averaged 6.0 ppg in 28 games, starting nine, with the ND 18 a season high... Led Scott High to 22-3 and 20-2 seasons and two City Championships... Averaged 22.9 ppg as a senior... First team All-State, All-City, All-District and City-League All-Star Player-of-the-Year... Led North Ohio South All-Stars... Set school single game scoring mark with 46 points... Native of Ashland, Ky... First player at Scott to have jersey retired... Led Bulldogs to No. 4 ranking in Ohio AAA... Coach Ben Williams... Arts and Sciences.




Coach Hall: "Injuries interrupted Truman's great start last season. But he will be a real factor and add much strength to the guard position with his fine overall play. He has excellent scoring potential and ball handling ability."

Year	G	Sts.	Time	FG-FGA	Pct.	FT-FTA	Pct.	Reb-Ave	A	PF-D	Pts. Ave	Season High
Fr.	28	9	542	70-178	39.3	28-36	77.8	26-0.9	32	44-0	168	6.0 18 N. Dame N

JACK GIVENS, 6-4, 205 Junior Forward
Lexington, Ky. (9/21/56)

Selected to the 1976 Citizens-Savings Foundation honor squad, Jack Givens became Kentucky's 27th All-American and is on the threshold of becoming one of the Wildcat's all-time greats . . . First team All-SEC, Givens smooth touch accounted for 602 points last year, to rank as UK's second all-time sophomore scorer (Cotton Nash had 608) . . . Led balanced scoring UK team with 20.1 ppg (6th in SEC) and in free throw percentage, 82.9 (2nd in SEC) . . . Committed second fewest turnovers, second in time played, 1,068 minutes, assists, 81, shooting, 49.2 per cent, and third in rebounding with 7.2 . . . Started all 30 games, scoring in double figures 27 times, 13 times in the 20's, and three in 30's . . . Double figure rebounding in nine games . . . Single game highs—33 points at LSU and 16 rebounds against LSU at home . . . Led team scoring 15 games and rebounding four . . . Top UK scorer in NIT, winning first team All-NIT honors . . . An outstanding student as well as involving himself in community affairs and the Big Brothers of Lexington organization . . . A much sought speaker at school and civic meetings . . . Averaged 9.4 ppg as a frosh and 13 during final four games of the '75 NCAA tournament . . . Has improved his quickness and defense and should be more complete player this season . . . Selected with Robey to '75 All-SEC Freshman team . . . A prep All-American and twice All-State, led Bryan Station to a 76-17 three-year record while scoring 1,777 points, a 18.7 average . . . Led the Defenders to one District and two Regional titles . . . Set state tournament rebounding record with 25 against Owensboro . . . Kentucky's "Mr. Basketball" for Ky-Indiana series . . . Played in Derby Classic, the Kentucky All-Stars-Russian National Junior game, and the East-West All-Star game . . . Coach Bobby Barlow . . . Arts and Sciences.




Coach Hall: "Jack is still smooth as silk, but through hard work, has increased his strength, quickness and shooting range. He is Kentucky's "Top Gun" with his feather touch shooting."

Year	G	Sts.	Time	FG-FGA	Pct.	FT-FTA	Pct.	Reb-Ave	A	PF-D	Pts. Ave	Season High
Fr.	31	5	598	126-255	49.4	40-54	74.1	152-4.9	27	55-1	292	9.4 26 Miss. H
So.	30	30	1068	243-494	49.2	116-140	82.9	216-7.2	81	80-0	602	20.1 33 LSU A

MERION HASKINS, 6-4, 205 Senior Forward
Campbellsville, Ky. (5/13/55)

The ultimate honor in any sport is to be selected to Captain's status and that is why Merion Haskins' Co-Captaincy is unique—not a full time starter or top scorer, not the best defensive player—but his full value to the team concept is as great as if he topped those three categories . . . Gaining full respect of teammates and coaches alike, Haskins' contribution to Kentucky basketball has been good for all concerned . . . Outstanding in the classroom as well as civic undertakings, he was selected to the Academic All-SEC second team last season . . . Playing forward and sometimes at the post in a makeshift lineup is nothing new to him—and he usually hit a basket at the right time despite taking only 44 shots all year . . . Big moment came when he hit a last second shot to send the Cats into overtime against Tennessee . . . Started two games and averaged over 10-minutes playing time in 29 games . . . Career high 12 points against Georgia and five rebounds against Tennessee and Georgia . . . Averaged 2.3 ppg and 1.5 rebounds . . . Led Jayvees as a freshman with 18.6 ppg and 11.3 rebounds . . . All-State at Taylor County High, which he led to a 87-21 four-year record . . . Top player in the Fifth Region as a senior . . . Lettered in football and track . . . Played in Kentucky East-West All-Star game, Sharon (Pa.) Tournament, and the Midwestern Classic at Dayton . . . Brother of Clem Haskins . . . Coach Billy B. Smith . . . Agricultural Economics.



Coach Hall: "Merion was used in the post last year on occasion, will play any position and do anything he is called upon to help the cause. He is team leader both on and off the floor. His defensive ability and hustle will be a welcome to the squad this year."

Year	G	Sts.	Time	FG-FGA	Pct.	FT-FTA	Pct.	Reb-Avg	A	PF-D	Pts.	Ave	Season High
Fr. jv	10	10	83-165	50.3	20-33	60.6	113-11.3	18	27-0	186	18.6	31 KyBsCol H
Fr. v	2	0	3	0-1	0-0	3-1.5	0	0-0	0
So. v	26	0	128	10-30	33.3	4-7	57.1	25-1.0	6	11-0	24	0.9	4 3 Times
Jr.	29	2	302	20-44	45.5	27-35	77.1	43-1.5	10	21-0	67	2.3	12 Ga. H

LARRY JOHNSON, 6-3, 205 Senior Guard
Morganfield, Ky. (11/28/54)

Bigger (6-3), stronger and quicker than ever, Larry Johnson as co-captain has an added role of pressure on his shoulders which he should handle with the ease he handled pressure all last year . . . Hit game winning shot against Vanderbilt on national TV, and a last-gasp length of the court dash to down Providence in the NIT semi-finals, prompting Friar coach Dave Gavitt to say, "Probably no other player in the country could have handled that situation like he did" . . . One of the SEC's top defensive players, Johnson's hard work has earned him a reputation of an all-out hustler . . . While not a high scorer, his progress showed steady improvement, scoring in double-figures 20 games, including the last eight . . . Started all 30 games . . . Led team in time played, 1072 minutes, and with 98 assists . . . Third in scoring with 11.3 a ppg . . . Single game highs, 22 points at Florida and nine rebounds at Alabama . . . An excellent knack for hitting the boards, pulled off 5.5 rebounds . . . Kept pressure defense from setting up on Wildcats with great speed in getting the ball down-court . . . Won MVP award in Notre Dame game as a sophomore . . . Played super in reserve role in '75 NCAA tournament, hitting crucial baskets against both Central Michigan and Indiana in Midwest Regional . . . Prep All-State at Union County High where he averaged 16 ppg, 10 rebounds and 10 assists his senior year . . . Played in Kentucky-Indiana All-Star game and the Kentucky-East-West All-Star game . . . Lettered one year in baseball . . . Coach Ernon Simpson . . . Recreation Management.



Coach Hall: "Larry's strong finish last year predicts an outstanding season for him this year. His inconsistent past is just that—in the past. Larry moves the ball down court better than anyone in the game today."

Year	G	Sts.	Time	FG-FGA	Pct.	FT-FTA	Pct.	Reb-Ave	A	PF-D	Pts. Ave	Season High
Fr. jv	2	2	16-20	80.0	8-8	100.0	11-5.5	7	4-0	40	22 Miami H
Fr. v	21	0	253	24-55	43.6	13-19	68.4	36-1.7	17	28-0	61	2.9 10 Auburn H
So.	31	0	502	57-137	41.6	18-35	51.4	67-2.2	61	71-2	132	4.3 16 N. Dame N
Jr.	30	30	1072	136-304	44.7	64-89	71.9	165-5.5	98	99-3	336	11.2 22 Florida A

JAMES LEE, 6-5, 230 Junior Forward
Lexington, Ky. (1/17/56)

One of the strongest, quickest and most mobile frontline players in the country, Lee got his chance last year when Robey sat out with injury . . . After a slow start and gradually picking up steam, Lee quietly became the player predicted of him from prep days . . . Hit 13 times in double figure scoring and nine in rebounds, scoring single game career high 21 points against Bama on national television as the Cats were enroute to the NIT . . . Pulled down career high 12 rebounds against Georgia, and NIT opponents Kansas State and Providence . . . Kentucky's second leading NIT scorer with 58 points, was selected to second team All-NIT . . . A willing worker in the weight program, Lee lifted 460 lbs. in the power squat . . . Reported back at 244, quickly shed 12 pounds and will play at 230 this year . . . Fourth leading scorer at 9.3 ppg and second rebounder with 7.3 . . . Prep All-American and twice All-State at Henry Clay High while leading the Devils to a 65-21 three-year record . . . Set school records in scoring, 1,671 points, and 1,194 rebounds . . . Scored 42 points against Fairview in less than three-quarters in the prestigious Ashland Invitational . . . Blue Devils twice won Central Kentucky Conference and District Titles, and one Regional title . . . Averaged 25 points and 18 rebounds his senior year . . . High point of prep career was beating Moses Malone in the One-on-One championship in the Derby Classic at Louisville . . . Played for victorious Kentucky-Indiana All-Stars in the Derby Classic, and the U.S. All-Stars in Washington D.C. Capital Classic . . . Played in the Kentucky-Indiana All-Star series . . . Coach Al Prewitt . . . Social Professions.



Coach Hall: "Lee's strength, leaping ability and quickness are not his only assets. He will surprise opponents on the fast break both on the passing end and the scoring end. Deceptive quickness and good moves around the basket presents a difficult defensive situation for his man."

Year	G	Sts.	Time	FG-FGA	Pct.	FT-FTA	Pct.	Reb-Ave	A	PF-D	Pts. Ave	Season High	
Fr.	25	0	148	27-52	51.9	20-32	62.5	47-1.5	7	40-0	74	3.0	13 Miss. St. H
So.	30	20	783	116-236	49.2	47-77	61.0	220-7.3	41	105-8	279	9.3	21 Ala. H

KYLE MACY, 6-3, 175 Sophomore Guard
Peru, Ind. (4/9/57)


A transfer student from Purdue University who will sit out the regular season, Kyle Macy nevertheless will have a big hand in whatever success the Wildcats accomplish this year . . . Practicing daily will give his teammates a real defensive test in addition to familiarizing himself with the Kentucky system . . . Third leading scorer at Purdue last year with 13.8 ppg, first in FT percentage, 85.9, second in assists, 88 . . . Hit 49.1 per cent from the field . . . Started third game of season, scoring 21 points . . . Single game high 38 against Minnesota . . . Selected Game Defensive Player three times . . . Scored in double figures 23 times . . . Prep All-American at Peru High School, averaged 31.9 ppg in 67 games . . . Single game high 51 points . . . Scored over 40 points 14 times, 30 or more 30 times . . . Averaged nine rebounds, six assists and over 35 points while leading Peru to a 20-4 mark his senior year . . . Hit 52 per cent from field and 88.5 (177-200) per cent from the free throw line . . . Selected Indiana's 1975 "Mr. Basketball" . . . 2,137 career points compares to 1,780 for prep great Oscar Robertson . . . All-Conference in three sports (basketball, baseball and tennis) every year of competition . . . Twice number one tennis player in Central Indiana Conference . . . Ranked 27th academically in class of 234 . . . Plays the tenor sax . . . Coached in high school by his father, Robert Macy . . . Business Administration.

Coach Hall: "Kyle is a coach on the floor who can shoot the lights out. A year of practice and observing our system will season him like a two-year old Kentucky ham."



MIKE PHILLIPS, 6-10, 235 Junior Center
Manchester, Ohio (3/24/56)

A superior conditioned Phillips could lead the Wildcats to major honors this season . . . Moving and jumping better than at any point of his career, Phillips has been awesome in preseason workouts, particularly in taking the ball to the basket . . . Added maturity has given him a better insight on temperament without decreasing a fine competitive edge . . . Summer job of hard labor construction and weight program have given him a new look physique . . . Led team with 54.3 FG per cent and 9.8 rebounding . . . Logged 874 minutes in 30 games, starting 27 . . . Scored in double figures 21 games, rebounding in 15 . . . Single game career and team season highs 35 points against Vandy and 28 rebounds against Tennessee . . . Came back to play three outstanding games in NIT after sub-par first game, winning All-NIT honors . . . Selected to All-UKIT team and MVP as well as second team All-SEC honors behind All-America Leon Douglas of Alabama . . . A Prep All-American and twice Ohio Player-of-the-Year, led Manchester High to the State AA Championship and a 26-0 1974 record, and to an incredible 80-10 four-year mark . . . Scored 2,573 career points to break the fabled Jerry Lucas' mark of 2,460 . . . Scored 38 points and grabbed 22 rebounds in the final game of the State Tournament . . . Captained the Panthers three-years . . . Four-time All-Suburban, three-time All-District and twice District Player-of-the-Year . . . Played




with teammates Rick Robey and James Lee on the victorious U.S. All-Stars in the Capital Classic . . . Coach Bernard Conley . . . Arts & Sciences.

Coach Hall: "Old Man River just keeps rolling along, and Mike just keeps getting stronger. Confidence and experience are beginning to show in his play. Some think he's unstoppable inside."

Year	G	Sts.	Time	FG-FGA	Pct.	FT-FTA	Pct.	Reb-Ave	A	PF-D	Pts. Ave	Season High	
Fr.	31	4	442	108-212	50.9	26-47	55.3	136-4.4	13	86-3	242	7.8	26 Miss. St. A
So.	30	27	874	199-367	54.2	69-117	59.0	295-9.8	22	93-5	467	15.6	35 Vandy H

RICK ROBNEY, 6-10, 235 Junior Forward-Center
New Orleans, La. (1/30/56)

Coming off a knee injury which cost him 18 games last season, an even more determined Robney spells trouble for Wildcat opponents of the future... Injuring his knee in opening moments of second half at Alabama (his only non-double-figure scoring production), he missed three games and came back and scored 19 and 11 against Florida and Auburn respectively, only to reinjure the knee in practice and miss the remainder of the season... Fully recovered without surgery, Robney has strengthened the knee with special therapy and weight lifting... Impressive in pre-season practice, Robney is determined to play at forward, however, coach Hall has indicated there will be moments at center for the mobile big man... Logged 357 minutes in 12 games, averaging 15.6 ppg and 7.5 rebounds... Hit 56.2 per cent from field and set UK single game record 91.7 per cent when he hit 11 of 12 shots against Miami (O.)... Tied UK free throw record as a freshman, hitting 12 of 12 against Vanderbilt... Single game highs last year—30 points against Miami (O.) and 10 rebounds against Miami and Georgia Tech... Led '75 team in three categories—shooting (54.4), free throws (81.0) and rebounding (6.9)... Member of United States 1975 Pan-American team... Selected twice to All-UKIT team... All-SEC Freshman Team... A prep All-American and All-Stater at Brother Martin High, he led the Crusaders to a 1974 State Championship and to a 63-10 two-year record... Averaged 21 ppg and 18 rebounds as a senior... All-New Orleans and city MVP, All-District and MVP, Times-Picayune MVP for 1974, American Press All-Tournament and Mr. Basketball, Newman Invitational All-Tournament and MVP... Played with teammates Phillips and Lee in Capital Classic and against Lee in the Derby Classic... Coach Tom Kolb... Agricultural Economics.




Coach Hall: "Rick is unmatched in aggressiveness, hustle and desire. These usually are qualities found in a small guard, but when coupled with Robney's physique, these qualities take on awesome proportions."

Year	G	Sts.	Time	FG-FGA	Pct.	FT-FTA	Pct.	Reb-Ave	A	PF-D	Pts. Ave	Season High
Fr.	31	27	616	135-248	54.4	51-63	81.0	214-6.9	16	115-10	321 10.4	28 Vandy H
So.	12	9	357	73-130	56.2	41-56	73.2	90-7.5	17	39-4	187 15.6	30 Miami H

JAY SHIDLER, 6-1, 185 Freshman Guard
Lawrenceville, Ill. (1/15/58)

The top scorer in Illinois prep circles last year was Jay Shidler (32.7 ppg), whose athletic exploits label him as the Wildcats' most versatile athlete... The hustling crowd pleaser earned 11 letters in four sports—four in basketball, three each in baseball and track, and one in football... The muscular Shidler holds school records with a 21'2½" long jump, and a 6'5" high jump... Named to Parade Magazine's and Coach and Athlete's prep All-American basketball teams, he led Lawrenceville to a 29-2 record last year and to a third-place state tourney finish... The Indians won the state championship when he was a sophomore, beating former Wildcat star Bob Guyette's alma mater, Ottawa... Set three state tournament records last season—48 points in one game; total of 157 points, which broke former 152 mark set by Dave Robisch in 1967, and hitting 48.8 per cent of his shots... Tied school single game record 55 points set by his brother, Dennis, in 1970... Led Lawrenceville to a 103-15 three year record, scoring 2,183 points... His scoring-rebounding averages for that period were: 13.9-4, 27.0-10, and 32.7-9... Twice All-State, he was named to no less than nine honor teams last year in addition to being selected the state's Player-of-the-Year by two major dailies... Named to the Louisville Courier-Journal's national prep "Super-5" team... Twice All-State Tournament... Selected MVP in the Dapper Dan Classic, hitting 8 of 11 shots and scoring 20 points... Scored 14 points in the Midwest Classic at Dayton, and 10 in the Derby Classic in Louisville... Selected MVP in the Illinois North-South All-Star game, scoring 21 points... Currently waging a torrid battle with sophomores Casey and Claytor for starting berth... Coach Ron Felling... Arts and Sciences.

Coach Hall: "Jay is only a freshman, but don't expect him to play like one. He is a real hustler who will contribute offensively with his outside shooting and excellent team concept, and defensively with his strength and pride in doing a good job."



TIM STEPHENS, 6-3, 175 Freshman Guard-Forward
Stearns, Ky. (6/16/58)

Recruiting the state of Kentucky's top prep scorer, Tim Stephens (who led McCreary County High School to a 30-5 record with 35.6 ppg) was no big hassle, because by Stephens' own admission, he "has wanted to play for Kentucky ever since I was big enough to play basketball" . . . Which all adds up to pluses for Kentucky fans and the Wildcat basketball program . . . A southpaw shooter who has an uncanny quick release, he is one of the finer percentage shooters to hit UK in some time . . . Played all positions in high school, but will be used primarily as a quick-forward and big-guard . . . A four-year letterman at McCreary County, he was twice All-State and a four-time All-District and All-Regional performer . . . He captained the Indians as a junior and senior . . . His four-year scoring-rebounding averages were—15-14; 18-15; 25.3-16 and 25.7-18—career totals of 3,211-2,157 and career averages of 23.4-15.8 . . . Single game highs were 54 points and 26 rebounds . . . Scored in the 50's three times in the 40's 13 times . . . Scored 18 points in the Derby Classic, and played in the Kentucky-Indiana All-Star series . . . Joined a Central Kentucky High School All-Star group which toured Spain and Russia, winning tournament MVP honors in Spain . . . Coach Ralph Roberts . . . Arts and Sciences.

Coach Hall: "Tim is a perpetual motion scrapper with the marksmanship of a Kentucky squirrel hunter. He will play both guard and forward and will enjoy it the most when our opponents zone us."



LAVON WILLIAMS, 6-6, 200 Freshman Forward-Center
Denver, Colo. (6/10/58)

Perhaps the "quickest" jumper on the team is freshman LaVon Williams, who is above the basket at the blink of an eye . . . A dedicated player who thrives on defensive competitive situations, Williams has indicated in early practices he knows where the basket is as well . . . Overall ability and size will give the Cats a wealth of depth at forward they lacked last year . . . Groomed into swinging at forward and center to give the bench more latitude, he is a dangerous outside shooter, but his real strength lies with his board game . . . Will shoot right handed in action, but can jump shoot with either hand . . . A first team Parade Magazine prep All-American, he also was named to Coach & Athlete and Coach and Scholastic honor teams . . . A three-year All-Stater at Manual High School in Denver where he averaged 19.1 ppg and 19 rebounds as a senior, and 24.5 ppg and 15 rebounds as a junior . . . Led Manual to a 60-5 three-year record and to the 1976 state championship with a 22-0 record . . . Selected 1976 Four-Corners Player-of-the-Year (Utah, Colorado, Arizona and New Mexico) . . . Won All-Tournament honors while playing on the championship team in the Sharon (Pa.) Classic, and played in the Midwest Classic at Dayton . . . Scored 28 points and hauled down 15 rebounds to win MVP honors in the Colorado North-South All-Star game . . . A graceful and swift runner, he lettered in track in the 440 . . . Coach Ed Calloway . . . Arts and Sciences.

Coach Hall: "LaVon is slightly built for a forward, but he has adapted to the Kentucky style of basketball very well. We like his attitude on the floor—he plays to win and contributes in all phases of the game."



IN RECOGNITION OF OUTSTANDING ACHIEVEMENTS IN THE
FIELD OF ATHLETIC ENDEAVOR, THE UNIVERSITY OF KENTUCKY
ATHLETICS ASSOCIATION HAS RETIRED THE JERSIES OF THE
FOLLOWING FORMER WILDCAT BASKETBALL PLAYERS

"THE FABULOUS FIVE" 1948

NATIONAL CHAMPIONS - OLYMPIC GOLD MEDALISTS



12 RALPH BEARD
1946-47-48-49



15 ALEX GROZA
1945-47-48-49



22 CLIFF BARKER
1947-48-49



26 KENNETH ROLLINS
1943-47-48



27 WALLACE JONES
1946-47-48-49

UNDEFEATED NATIONAL CHAMPIONS 1954



6 CLIFF HAGAN
1951-52-54



16 LOU TSIOPOPOULOS
1951-52-54



20 GAYLE ROSE
1952-54-55



22 JERRY BIRD
1954-55-56



30 FRANK RAMSEY
1951-52-54




42 BILLY EVANS
1952-54-55



44 PHIL GRAWEMEYER
1954-55-56

This handsome plaque is on display in the east concourse trophy case of Memorial Coliseum.

In a 10-year period from 1963-1973, Kentucky's 87.88 point scoring average ranked third nationally, topped only by Houston's 88.36 and Oklahoma City's 87.89. The Wildcats' 48.2 per cent marksmanship for the same period ranked fourth behind North Carolina's 49.2, Davidson's 48.7, and UCLA's 48.6.



1976-77 WILDCATS—Front Row, Left to Right: Head Coach Joe B. Hall, Dwane Casey, Jay Shidler, Larry Johnson, Kyle Macy, Tim Stephens, Truman Claytor, Asst. Coach Dick Parsons. Back Row: Tripp Ramsey, Mgr., Jack Givens, LaVon Williams, Mike Phillips, Rick Robey, James Lee, Merion Haskins, Asst. Coach Leonard Hamilton and Asst. Trainer Walt McCombs.

SEASON RECORD — 1975-76

ALL GAMES: WON 20, LOST 10 — SEC ONLY: WON 11, LOST 7

Date	Opponent	Site	UK	Opp.	Crowd
Nov. 22	Yugoslavia (EX)	(H)	75	74	12,000
Dec. 1	Northwestern	(A)	77	89	5,500
Dec. 8	North Carolina	(N1)	77	90	11,177
Dec. 10	Miami (O.)	(H)	91	69	11,000
Dec. 13	Kansas	(A)	54	48	14,220
Dec. 15	Indiana	(N2)	+68	77	16,615
Dec. 19	Georgia Tech	(H)	66	64	11,500
Dec. 20	Oregon State	(H)	82	74	11,500
Dec. 30	Notre Dame	(N2)	79	77	16,615
Jan. 3	Mississippi State	(A)	73	77	8,496
Jan. 5	Alabama	(A)	63	76	14,000
Jan. 10	Tennessee	(H)	+88	90	11,700
Jan. 12	Georgia	(H)	92	76	11,600
Jan. 17	Vanderbilt	(H)	77	76	11,400
Jan. 24	Florida	(A)	89	82	5,512
Jan. 26	Auburn	(A)	+84	91	10,186
Jan. 31	Mississippi	(H)	89	81	11,500
Feb. 2	LSU	(H)	85	71	11,300
Feb. 7	Tennessee	(A)	85	92	12,944
Feb. 9	Georgia	(A)	81	86	6,500
Feb. 14	Vanderbilt	(A)	65	69	15,626
Feb. 21	Florida	(H)	96	89	11,000
Feb. 23	Auburn	(H)	93	82	11,400
Feb. 28	Mississippi	(A)	94	87	2,111
Mar. 1	LSU	(A)	85	70	7,785
Mar. 6	Alabama	(H)	90	85	11,000
Mar. 8	Mississippi State	(H)	+94	93	13,235
Mar. 13	Niagara	(NIT)	67	61	7,840
Mar. 16	Kansas State	(NIT)	81	78	9,238
Mar. 18	Providence	(NIT)	79	78	11,444
Mar. 21	UNC-Charlotte	(NIT)	71	67	12,415

Home Attendance—138,135

*Overtime

N1—Charlotte, N.C.; N2—Freedom Hall, Louisville; NIT—New York City

ORIGIN OF "WILDCATS" NICKNAME

Kentucky's athletic teams are known to sports fans as the Wildcats. This first and only nickname borne by University varsities had its origin in 1909 in a speech made by Commandant Corbusier, then head of the military department of old State College. Speaking to a chapel audience of students on the showing of the Kentucky football team in defeating Illinois six to two, the Commandant declared "they fought like Wildcats." The tag was popularized by word of mouth and by the press with the result that it has since become synonymous with all major Kentucky athletic teams.

1976-77 KENTUCKY VARSITY BASKETBALL ROSTER

No.	Name	Pos.	Class	Ht.	Wt.	Age	Exp.	Hometown
12*	Larry Johnson	G	Sr.	6-3	205	22	3L	Morganfield, Ky.
20	Dwane Casey	G	So.	6-2	195	19	1L	Morganfield, Ky.
21	Jack Givens	F-G	Jr.	6-4	205	20	2L	Lexington, Ky.
22	Truman Claytor	G	So.	6-1	173	19	1L	Toledo, Ohio
25	Jay Shidler	G	Fr.	6-1	185	18	--	Lawrenceville, Ill.
30*	Merion Haskins	F	Sr.	6-4	205	21	2L	Campbellsville, Ky.
31	Tim Stephens	F-G	Fr.	6-3	175	18	--	Stearns, Ky.
32	James Lee	F	Jr.	6-5	230	20	2L	Lexington, Ky.
34	LaVon Williams	F-C	Fr.	6-6	200	18	--	Denver, Colo.
53	Rick Robey	F-C	Jr.	6-10	235	20	2L	New Orleans, La.
55	Mike Phillips	C	Jr.	6-10	235	20	2L	Akron, Ohio
**	Kyle Macy	G	So.	6-3	175	19	--	Peru, Ind.

*Co-captains: **Transfer—will sit out year.

HEAD COACH—Joe B. Hall (Fifth Year at Kentucky)
 ASSISTANT COACHES—Dick Parsons, Leonard Hamilton and Jim Long
 STUDENT MANAGER—"Tripp" Ramsey

SQUAD STRENGTH—11
 Seniors—2
 Juniors—4
 Sophomores—2
 Freshmen—3

LETTERMEN RETURNING—8
 From Kentucky—5
 From 2 Other States—3

LETTERMEN LOST—3

1975-76 KENTUCKY VARSITY BASKETBALL STATISTICS (31 Games) — FINAL

Name—Pos.	G	Min.	Fg-Fga	Pct.	Ft-Fta	Pct.	Reb-Ave.	A	Pf-Dq	Pts.	Ave.	T.O.
GIVENS, F	30	1068	243-494	49.2	116-140	82.9	216-7.2	81	80-0	602	20.1	76
PHILLIPS, C	30	874	199-367	54.2	69-117	59.0	295-9.8	22	93-5	467	15.6	97
JOHNSON, G	30	1072	136-304	44.7	64-89	71.9	165-5.5	98	99-3	336	11.2	81
LEE, F	30	783	116-236	49.2	47-77	61.0	220-7.3	41	105-8	279	9.3	92
ROBEY, F-C	12	357	73-130	56.2	41-56	73.2	90-7.5	17	39-4	187	15.6	35
WARFORD, G	28	636	77-165	46.7	28-37	75.7	31-1.1	68	67-3	182	6.5	46
CLAYTOR, G	28	542	70-178	39.3	28-36	77.8	26-0.9	32	44-0	168	6.0	45
FOWLER, F	25	234	32-65	49.2	25-37	67.6	44-1.8	7	43-1	89	3.6	13
HASKINS, F	29	302	20-44	45.5	27-35	77.1	43-1.5	10	21-0	67	2.3	25
CASEY, G	20	144	10-27	37.0	5-9	55.6	13-0.7	12	20-0	25	1.3	11
HOLLAND, G	9	30	1-2	50.0	3-4	75.0	1-0.1	3	4-0	5	0.6	2
HALL, G	9	98	4-14	28.6	0-0	----	19-2.1	3	17-1	8	0.9	9
RAMSEY, F	2	8	0-1	----	0-0	----	3-1.5	0	0-0	0	---	1
Rebounds:							Ky. Team 84	D.B.	Ky-Opp 63-77			
KENTUCKY TOTALS	30		981-2027	48.4	453-637	71.1	1250-41.7	394	632-25	2415	80.5	539
OPPONENT TOTALS	30		938-1998	46.9	469-667	70.3	1098-36.6	353	625-27	2345	78.2	511

GAME-BY-GAME WILDCAT SCORING - 1975-76

Givens, F	15	24	31	8	20	14	2	16	27	23	22	26	14	15	21	28	19	18	16	16	24	20	27	30	33	18	26	16	15	28	6		
Phillips, C	6	0	2	0	9	10	27	13	17	26	8	30	14	5	18	35	20	18	6	6	17	24	24	18	25	18	22	3	17	19	16		
Johnson, G	0	18	2	10	16	4	15	5	14	10	8	8	15	22	9	12	13	14	7	7	14	6	12	10	13	16	16	12	15	12	16		
Lee, F	5	4	6	6	6	10	7	4	0	2	6	10	10	9	16	4	6	11	13	9	18	17	6	10	21	5	20	20	10	8			
Robey, F	24	14	30	21	11	18	10	16	13	0	...	19	11			
Warford, G	...	2	0	...	0	2	16	0	0	8	6	12	2	6	14	2	6	12	15	12	15	6	12	4	11	12	3	0	0	14			
Claytor, G	...	14	12	6	4	4	15	18	6	3	5	8	6	2	4	13	2	4	6	5	0	8	6	10	2	...	4	6	10	2	...		
Fowler, F	...	2	0	...	2	0	...	2	0	0	2		
Haskins, F	7	7	7	0	0	0	0	...	0	0	10	12	0	2	0	4	2	6	0	0	5	2	0		
Casey, G	2	1	0	4	1	0	
Holland, G	...	4	0	2	0	0	0	0	0	
Hall, C	...	0	2	2	0	0	0	0	
Ramsey, F
Kentucky	...	77	77	91	54	68	82	79	73	63	88	92	77	89	84	89	85	85	81	65	96	93	94	85	90	94	67	81	79	71			
Opponents	...	89	90	69	48	77	64	74	77	77	76	76	76	82	91	81	71	92	86	69	89	82	87	70	85	93	61	78	78	67			

INDIVIDUAL SINGLE GAME HIGHS

Points Scored	Phillips	2-2-76	Record	35 (FG 12, FT 11)
Field Goals	Phillips	1-17-76		14 (FGA 22)
Field Goals Attempted	Givens	1-10-76		27 (FGM 10)
Free Throws Scored	Givens	12-8-75		12 (FTA 14)
Free Throws Attempted	Givens	12-8-75		14 (FTM 12)
Rebounds	Phillips	2-2-76		14 (FTM 11)
	Phillips	1-10-76		28 (Team 53)

1975-76 TIME PLAYED AND HIGH GAME POINTS-REBOUNDS

(Losses in BOLD FACE)

Player-Pos.	Games	Minutes Played	Total Points	High Points	Total Rebounds	High Rebounds
Casey, g	20	144	25	6 UNCC (N)	13	3 Ga. Tech (H) Georgia (H)
Claytor, g	28	542	168	18 Notre Dame (N)	26	5 Ore. St. (H)
FOWLER, F	25	234	89	10 Mississippi (H)	44	5 LSU (A)
Givens, f	30	1068	602	33 LSU (A)	216	16 LSU (H)
HALL, C	9	98	8	2 Four Times	19	5 Kansas (A)
Haskins, f	29	302	67	12 Georgia (H)	43	5 Tennessee (H) Georgia (H)
HOLLAND, G	9	30	5	4 Northwestern (A)	1	1 Northwestern (A)
Johnson, g	30	1072	336	22 Florida (A)	165	9 Alabama (A)
Lee, f	30	783	279	21 Alabama (H)	220	12 Four Times
Phillips, c	30	874	467	35 Vanderbilt (H)	295	28 Tennessee (H)
RAMSEY, F	2	8	0	0	3	2 Mississippi (H)
Robey, f-c	12	357	187	30 Miami (H)	90	10 Miami (H) Ga. Tech (H)
WARFORD, G	28	636	182	15 Georgia (A) Florida (H)	31	6 Mississippi (A)

STARTING COMBOS — 1975-76

Lee, Givens, Phillips, Johnson, Warford (Won 13, Lost 6)
 Haskins, Givens, Phillips, Johnson, Warford (Won 1, Lost 0)
 Lee, Givens, Phillips, Johnson, Claytor (Won 1, Lost 0)
 Robey, Givens, Hall, Johnson, Claytor (Won 2, Lost 1)
 Robey, Givens, Phillips, Johnson, Claytor (Won 3, Lost 2)
 Robey, Haskins, Phillips, Johnson, Givens (Won 0, Lost 1)

KENTUCKY BASKETBALL NO. 1 FOR 50-YEAR PERIOD (1926-75)

It comes as no surprise to Kentucky basketball fans that the Wildcats are "NO. 1"—but proving it to your contemporaries may end in the usual sports hassle—no absolute proof.

Look no more, our friends. Steve Boda of the NCAA Statistical Bureau has come up with the clincher—a 50-year record of the nation's winningest collegiate teams which shows Kentucky perched firmly at the top with no other team in sight. Here is how the top ten stack up.

Team	Years	Won	Lost	Winning Percentage
1. Kentucky	50*	991	246	.801
2. St. John's	50	899	330	.731
3. North Carolina	50	922	361	.719
4. Western Kentucky	50	932	371	.715
5. Duquesne	47	754	319	.703
6. Kansas	50	800	367	.686
7. North Carolina State	50	815	386	.679
8. Notre Dame	50	815	391	.676
9. UCLA	50	841	411	.672
10. St. Bonaventure	49	669	329	.670

*—49 Seasons

KENTUCKY FROSH RECORD

Year	Won	Lost	PF	PA	Coach
1923	11	0	357	162	S. A. Boles
1924	7	3	265	193	L. S. Burnham
1925	11	0	417	185	Ray Eklund
1926	(Record Unknown)				S. A. Boles
1927	19	0	822	413	J. R. McFarland
1928	7	1	222	110	Fred Major
1929	9	1	260	193	M. E. Potter
1930	8	0	250	143	M. E. Potter
1931	4	2	178	116	(Unknown)
1932	10	0	463	175	Elmer Gilb
1933	8	1	408	204	J. R. Campbell and Len Miller
1934	16	0	809	340	Len Miller
1935 (Incomplete)	11	1	397	232	Paul McBrayer
1936	11	1	392	263	Paul McBrayer
1937	7	2	321	201	Paul McBrayer
1938	8	2	399	286	Paul McBrayer
1939	9	1	433	293	Paul McBrayer
1940 (Incomplete)	16	0	504	283	Paul McBrayer
1941	(No Team)				
1942	2	2	185	163	Paul McBrayer
1943-1948	(No Schedule Played)				
1949	15	0	1203	673	Harry Lancaster
1950	15	1	1269	767	Harry Lancaster
1951	13	0	1112	620	Harry Lancaster
1952-1953	(No Team)				
1954	6	0	646	391	Harry Lancaster
1955	9	4	1156	832	Harry Lancaster
1956	4	4	680	562	Harry Lancaster
1957	7	0	612	431	Harry Lancaster
1958	16	1	1658	1125	Harry Lancaster
1959	6	3	773	617	Harry Lancaster
1960	9	5	1129	967	Harry Lancaster
1961	13	5	1579	1358	Harry Lancaster
1962	13	5	1647	1223	Harry Lancaster
1963	14	3	1437	1053	Harry Lancaster
1964	13	3	1600	1305	Harry Lancaster
1965	17	2	1741	1268	Harry Lancaster
1966	5	10	1165	1227	Harry Lancaster
1967	18	2	1977	1531	Harry Lancaster
1968	11	9	1838	1667	Harry Lancaster
1969	18	4	1984	1650	Harry Lancaster and Joe Hall
1970	16	6	1975	1782	Joe Hall
1971	12	8	1728	1640	Joe Hall
1972	22	0	2208	1487	Joe Hall
1973*	2	10	713	824	Dick Parsons
1974*	7	3	863	693	Dick Parsons
1975*	4	2	477	459	Ray Edelman
1976*	5	2	604	572	Jim Long

*Junior Varsity Teams

Scouting Reports



1st Game—WISCONSIN at Lexington—Saturday, Nov. 27 (TV)

Site—Rupp Arena (23,000) Lexington
Location—Madison, Wis.
Enrollment—36,902
Conference—Big Ten
Nickname—Badgers
Colors—Cardinal and White
Athletic Director—Elroy Hirsch
Publicist—Jim Mott
Ph. 606 262-1811
1975-76 Record—Won 10, Lost 16
(Conf. Finish—9th)

Tipoff—7:30 p.m. EST(TV)
Series—Tied 1-1 since '63
Last Game—69-65 UW (N) in '68
Biggest Win Margin—
UK 23 (108-85) in '63
UW 4 (69-65) in '68
Records at Site—
UK 1-0 (Last Win in '63)
Hall Record—Won 0, Lost 0

Coach—Bill Cofield (1st Year at UW)

Offense—Floating Stack
Chief Losses—Dale Koehler (F) 19.4; Tim Paterick (G) 8.1; Bob Johnson (C) 6.8
Top Returnees—Brian Colbert (6-0 G) 8.6; Al Rudd (6-10 C) 8.6; James Smith (6-2 G) 8.2; Bob Falk (6-2 G) 7.2; Bill Pearson (6-8 F) 6.1; Pete Brey (6-7 F) 4.1
Best Newcomers—Joe Chernelich (6-6 F) 19.8; Bob Jenkins (6-2 G) 16.0; James Gregory (6-8 F) 20.0; Arnold Gaines (6-4 G) 17.9

Defense—Man-to-Man

OUTLOOK: A new coach and four freshmen will give the Badgers a completely new look as Wisconsin seeks to improve its basketball image. Chernelich at "strong" forward and Jenkins at "strong" guard, were both all-stars in Wisconsin, while Gregory, from Washington D.C., will claim "small" forward. Gaines, twice an All-Maryland choice, will play point guard. Filling in center could be Rudd, who set a UW accuracy mark (.570) as a freshman. Colbert had a fine finish last year and could possibly win a starting berth.

2nd Game—TEXAS CHRISTIAN at Lexington—Thursday, Dec. 2

Site—Rupp Arena (23,000) Lexington
Location—Fort Worth, Texas
Enrollment—6,000
Conference—Southwest
Nickname—Horned Frogs
Colors—Purple and White
Athletic Director—Frank Windegger

Publicist—Jim Garner
Ph. 817 924-1181
1975-76 Record—Won 11, Lost 16
(Conf. Finish—7th)
Tipoff—7:30 p.m. EST
Series—No Games Played
Hall Record—
Won 0, Lost 0

COACH—Johnny Swaim (10th Year at TCU—Won 99, Lost 128—Pct. 43.6)

Offense—Fast Break
Chief Losses—Gary Landers (F) 15.2; Rick Hensley (G) 10.7; Thomas Bledsoe (C) 12.8; Lynn Royal (F) 6.4
Top Returnees—Randy Boyts (6-4 G) 14.6; Tim Marion (6-6 F) 8.9
Best Newcomers—Daryle Braden (6-8 F) JUCO; Mike Wysong (6-1 G) JUCO

Defense—Man-to-Man

OUTLOOK: TCU loses three starters, however, coach Swaim remains optimistic with returning regulars Randy Boyts, 14.6 ppg, and Tim Marion, 8.9 ppg, who showed flashes of brilliance as a freshman last year. Swaim is also enthusiastic about three JUCO transfers - 6-8 Daryle Braden; 6-4 Cornelius McFadgon, and 6-1 Mike Wysong.

3rd Game—INDIANA at Bloomington—Monday, Dec. 6 (TV)

Site—Assembly Hall (17,357) Bloomington
Location—Bloomington, Ind.

Tipoff—7:35 p.m. EST (TV)
Series—IU leads 12-6

Enrollment—32,651
Conference—Big Ten
Nickname—Hoosiers
Colors—Cream and Crimson
Athletic Director—Paul Dietzel
Publicist—Tom Miller
Ph. 812 337-2421
1975-76 Record—Won 32, Lost 0
(Conf. Finish—First)

Last Game—77-68 (OT) IU (N) in '75
Biggest Win Margin—
UK 35 (91-56) in '65
IU 24 (98-74) in '74
Records at Site—
UK 1-4 (Last Win in '70)
IU 4-1 (Last Win in '74)
Hall Record—Won 1, Lost 5

COACH—Bobby Knight (5 Years at IU—Won 125, Lost 20—Pct. 86.2)

Offense—Pattern
Chief Losses—Scott May (F) 23.5; Tom Abernethy (F) 10.0; Quinn Buckner (G) 8.9; Bobby Wilkerson (G) 7.8; Jim Crews (G) 3.3
Top Returnees—Kent Benson (6-11 C) 17.3; Wayne Radford (6-3 G) 4.7; Rich Valavicius (6-5 F) 2.4; Jim Wisman (6-2 G) 2.5; Bobby Bender (6-3 G) 2.1
Best Newcomers—Mike Woodsen (6-5 F); Butch Carter (6-5 G); Mike Miday (6-7 F); Derek Holcomb (6-10 C); Glen Grunwald (6-9 F); Bill Cunningham (6-4 G)

Defense—Man-to-Man

OUTLOOK: Losing four starters from the 1976 undefeated NCAA champions could spur the Hoosiers' to dig in tougher than ever, and with 6-11 All-American Kent Benson healthy from off-season wrist surgery, coach Bobby Knight certainly has the nucleus around which to mold a superior freshman group with five lettermen. As usual, the Hoosiers will feature a sticky defense, and while the offense will run at times, it will rely more on the high percentage shot.

4th Game—KANSAS at Lexington—Saturday, Dec. 11 Rupp Arena Dedication Game

Site—Rupp Arena (23,000) Lexington
Location—Lawrence, Kan.
Enrollment—23,500
Conference—Big Eight
Nickname—Jayhawks
Colors—Crimson and Blue
Athletic Director—Clyde Walker
Publicist—Don Baker
Ph 913 864-3417
1975-76 Record—Won 13, Lost 13
(Conf. Finish—Tie for 4th)

Tipoff—7:30 p.m. EST
Series—UK leads 7-1 since '50
Last Game—54-48 UK (A) in '75
Biggest Win Margin—
UK 37 (100-63) in '74
KU 8 (71-63) in '73
Records at Site—
UK 3-0 (Last Win in '72)
KU 0-3
Hall Record—Won 3, Lost 1

COACH—Ted Owens (12 Years at KU—Won 223, Lost 104—Pct. 68.2)

Offense—Controlled Double Post—Tentative
Chief Losses—Norm Cook (F) 14.8
Top Returnees—Clint Johnson (6-2 G) 11.0; Ken Koenigs (6-10 F) 10.7; Herb Nobles (6-7 F) 10.8; Paul Mokeski (7-0 C) 10.6; Milt Gibson (6-0 G) 5.5
Best Newcomers—John Douglas (6-2 G) JUCO 19.9; Andre Wakefield (6-2 G) JUCO 12.2; Hasan Houston (6-2 G) 31.0; Mac Stallcup (6-7 F) 15.6; Scott Anderson (6-7 F) 21.1

Defense—Man-to-Man and Zone

OUTLOOK: Kansas will base its '77 hopes on a blend of youth and experience in an attempt to regain the Big Eight title which last season escaped it the first time in three years. Eight lettermen return including 6-9 Donnie Von Moore, a part-time starter in '73-74 who missed last season because of illness. The Jayhawks lost only Norm Cook, who opted for the NBA. Owens' feels so confident of his recruits he has stressed all positions are open although four starters return. "A vital necessity for team success is that we anticipate much competition for positions," Owens said.

5th Game—SOUTH CAROLINA at Columbia—Monday, Dec. 13 (TV)

Site—Carolina Coliseum (12,401) Columbia Series—UK leads 4-1 since '28
Location—Columbia, S.C. Last Game—76-66 UK
Enrollment—27,000 (UKIT) in '67
Conference—Independent Biggest Win Margin
Nickname—Fighting Gamecocks UK 39 (64-25) in '41
Colors—Garnet and Black SC 6 (44-38) in '33
Athletic Director—Harold "Bo" Hagan Records at Site—
Publicist—Tom Price UK 0-1
Ph. 803 777-5204 SC 1-0 (Last Win in '33)
Tipoff—8:10 p.m. EST (TV) Hall Record—Won 0, Lost 0
COACH—Frank McGuire (12 Years at SC—Won 222, Lost 95—Pct. 70.0)
Offense—Controlled Freelance Defense—Multiple
Chief Losses—Alex English (F) 22.6; Mike Dunleavy (G) 14.7; Bob Mathias (C) 8.6
Top Returnees—Nate Davis (6-4 F) 15.9; Jack Gilloon (6-0 G) 9.1; Billy Truitt (6-1 G) 3.5; Bryan Grevey (6-5 F) 1.8
Best Newcomers—Karlton Hilton (6-6 F) JUCO 19.0; Jim Graziano (6-9 C) 22.0; Mike Doyle (6-4 G) 22.0; Mark Connaughton (6-8 F) 22.0

OUTLOOK: New faces will dot the Gamecock lineup with the graduation loss of all-time scoring leader Alex English and two other starters, however, that is not to say SC will not be competitive. Carolina hasn't had a losing season in 11 years and has lost only nine home games in eight years. Spectacular leaping Nate Davis and playmaker Jack Gilloon are the nucleus around which McGuire will base his hopes during a rebuilding year.

U. K. INVITATIONAL TOURNAMENT

Friday and Saturday, Dec. 17, 18

(See also special UKIT information on pages 26-31)

Site All Games—Rupp Arena (23,000)

Tipoff Times—7:00 and Approx. 9:00 p.m. EST Both Nights)

(25-minute intermission between games)

BOWLING GREEN

Location—Bowling Green, Ohio Series—UK Leads 1-0 since '49
Enrollment—16,263 Last Game—63-61 UK (N) in '49
Conference—Mid-American Biggest Win Margin—
Nickname—Falcons UK 2 (63-61) in '49
Colors—Orange and Brown BG No Wins
Athletic Director—Dick Young Records at Site—
Publicist—Bob Moyers No Games Played
Ph. 419 372-2401 Hall Record—Won 0, Lost 0
1975-76 Record—Won 12, Lost 15
(Conf. Finish—4th)
COACH—John Weinert (1st Year at BG)
Offense—One-Four Defense—Multiple
Chief Losses—Andre Richardson (F) 9.2; John Arnold (F) 7.9
Top Returnees—Tommy Harris (6-4 W) 19.0; Ron Hammye (6-9 I) 14.5; Dan Hipsher (6-5 W) 10.5; Jim Feckley (6-2 G) 3.8
Best Newcomers—Marty Schroeder (6-0 G) TR. 15.7; Jeff Lambert (6-2 W) 28.5; Mike Huebner (6-11 I) 27.4; Rosie Barnes (6-3 P) 26.5

OUTLOOK: In Tommy Harris and Ron Hammye, coach John Weinert begins his first BG campaign with two of the best players in the MAC at his side. Harris' 19 ppg mean was the leagues second best last year and Hammye's 9.1 rebound mark ranked fifth. Also back are Dan Hipsher and Jim Feckley, who split a starting role when Hipsher broke an ankle after 16 games. Two excellent freshmen, Rosie Barnes and Mike Huebner, could break into the starting lineup.

UTAH

Location—Salt Lake City, Utah
 Enrollment—22,000
 Conference—Western Athletic
 Nickname—Utes or Runnin' Utes
 Colors—Crimson and White
 Athletic Director (Acting)—Arnie Ferrin
 Publicist—Bruce Woodbury
 Ph. 801 581-8171
 1975-76 Record—Won 19, Lost 8
 (Conf. Finish—Tie for 2nd)

Series—UK leads 2-1 since '44
 Last Game—70-65 UK (UKIT) in '54
 Biggest Win Margin—
 UK 8 (46-38) in '44
 UU 4 (49-45) in '47
 Records at Site—
 UK 1-0 (Last Win in '54)
 0-1
 Hall Record—
 Won 0, Lost 0

COACH—Jerry Pimm (2 Years at Utah—Won 36, Lost 17—Pct. 67.9)

Offense—Passing Game, Fast Break
 Chief Losses—Chas Menatti (F) 14.1; Doug Terry (G) 9.7
 Top Returnees—Jeff Judkins (6-6 F) 19.4; Jeff Jonas (6-0 G) 11.1; Bustér Matheney (6-8 C) 12.5; Earl Williams (6-5 G) 4.8; Greg Deane (6-6 G-F) 4.4
 Best Newcomers—Pat McCanna (6-10 C) 21.0; Donnie Rice (6-3 G) 18.0; Richard Kieval (5-11 G) 19.0

Defense—Pressing Man-to-Man

OUTLOOK: Starting his third campaign, coach Jerry Pimm has put together another exciting, high-scoring basketball machine. Finishing last year with a 19-8 overall record and 9-5 WAC, the Utes would have been in the NCAA playoffs except for a late season loss. Top gun is Jeff Judkins, who led the WAC all-game scoring parade with 19.4 ppg. Playmaker Jeff Jonas, a sensational passer who set a Ute record 223 assists, is back along with 6-8 Buster Matheney, who contributed 12.5 ppg and 6.7 rebounds. Sophomores Earl Williams and Greg Deane, and 6-9 senior Tony Hodges, 3.3 ppg, will vie for two starting slots.

WEST VIRGINIA

Location—Morgantown, W. Va.
 Enrollment—14,000
 Conference—Eastern Intercollegiate
 Nickname—Mountaineers
 Colors—Old Gold and Blue
 Athletic Director—Dr. Leland E. Byrd
 Publicist—Ron Steiner
 Ph. 304 293-2821
 1975-76 Record—Won 15, Lost 13
 (Conf. Finish—Independent)

Series—UK leads 10-4 since '24
 Last Game—106-100 UK (A) in '70
 Biggest Win Margin—
 UK 24 (102-78) in '64
 WV 18 (44-26) in '27
 Records at Site—
 UK 8-3 (Last Win in '69)
 WV 3-8 (Last Win in '59)
 Hall Record—Won 0, Lost 0

COACH—Joedy Gardner (2 Years at WVU—Won 29, Lost 26—Pct. 52.7)

Offense—Multiple
 Chief Losses—Stan Boskovich (F) 17.8; Warren Baker (F) 9.2; Earnie Hall (G) 5.8
 Top Returnees—Tony Robertson (6-5 G-F) 17.9; Russell Chapman (6-7 F) 8.0; Bob Huggins (6-4 G-F) 6.9; Sid Bostick (6-6 F) 4.7
 Best Newcomers—Lowes Moore (6-1 G) 22.0; Joe Fryz (6-2 G) 27.5; Dennis Hosey (6-6 F) 17.0

Defense—Multiple

OUTLOOK: Eight lettermen return from a Mountaineer team which posted the most wins (15) of any WVU team since 1968. Experience will be no problem since seven of those returnees started at one time or another. Tony Robertson led the team with 17.9 ppg, 100 assists and 53 percent shooting, and is expected to pick up where he left off. "With our personnel, we will be more aggressive on defense and will have a more effective press because of our increased quickness," said coach Gardner.

8th Game—NOTRE DAME at Louisville—Thursday, Dec. 30

Site—Freedom Hall (16,613) Louisville	Tipoff—7:30 p.m. EST
Location—South Bend, Ind.	Series—UK leads 24-14
Enrollment—11,345	Last Game—79-77 UK in '75
Conference—Independent	Biggest Win Margin—
Nickname—Fighting Irish	UK 34 (103-69) in '65
Colors—Gold and Blue	ND 21 (41-20) in '36
Athletic Director—Edward W. Krause	Records at Site—
Publicist—Roger Valdiserri	UK 14-3 (Last Win in '75)
Ph. 219 283-7516	ND 3-14 (Last Win in '73)
1975-76 Record—Won 23, Lost 6	Hall Record—Won 3, Lost 1
COACH—Richard (Digger) Phelps (5 Years at ND—Won 92, Lost 51—Pct. 63.0)	
Offense—Multiple	Defense—Man-to-Man and Zone
Chief Losses—Adrian Dantley (F) 28.6; Bernard Rencher (G) 4.7; Bill Laimbeer (C) 8.2	
Top Returnees—Don Williams (6-3 G) 12.1; Dave Batton (6-9 F) 9.1; Bill Paterno (6-6 F) 8.5; Bruce Flowers (6-8 F) 7.9; Toby Knight (6-9 C) 7.5	
Best Newcomers—Rich Branning (6-3 G) 27.4; Bill Hanzlik (6-7 F) 20.0	

OUTLOOK: Despite losing All-American Adrian Dantley to the NBA, and Bill Laimbeer and Bernard Rencher to academics, the outlook should be bright at Notre Dame. Returning is a wealth of talent, both size-wise and quality. Leading a list of six players who started at one time or another last year is Don Williams (12.1 ppg). Joining him in the backcourt is defensive specialist Ray Martin. The frontline should be very effective with Dave Batton, Toby Knight, Bill Paterno, and Bruce Flowers. Two outstanding frosh - Rich Branning and Bill Hanzlik - should contribute after gaining experience.

GEORGIA

9th Game—at Lexington—Monday, Jan. 3

27th Game—at Athens—Monday, Mar. 7

Site—Rupp Arena (23,000) Lexington	Tipoff—7:30 p.m. EST
Georgia Coliseum (10,400) Athens	Tipoff—8:00 p.m. EST
Location—Athens, Ga.	Series—UK leads 54-9 since '21
Enrollment—21,000	Last Game—86-81 UG (A) in '76
Conference—Southeastern	Biggest Win Margin—
Nickname—Bulldogs	UK 77 (143-66) in '56
Colors—Red and Black	UG 11 (71-60) in '50
Athletic Director—Joel Eaves	Records at Site—
Publicist—Claude Felton	UG 1-25 at Lexington
Ph. 404 542-1622	UK 16-6 at Athens
1975-76 Record—Won 12, Lost 15	Hall Record—Won 7, Lost 1
(Conf. Finish—Tie for 6th)	
COACH—John Guthrie (3 Years at Georgia—Won 26, Lost 52—Pct. 33.3)	

Offense—Two-Guard
 Chief Losses—Jacky Dorsey (F) 21.8; Bryan Drafts (F) 3.4
 Top Returnees—Walter Daniels (6-2 G) 15.0; Lucius Foster (6-10 C) 12.6; Tony Flanagan (6-3 G) 10.7; Curtis Jackson (6-7 F) 5.9
 Best Newcomers—Lavon Mercer (6-10 C) 37.0; Jimmy Daughtry (6-1 G) 22.0; David Reavis (6-6 F) JUCO 16.0

Defense—Man-to-Man

OUTLOOK: The Bulldogs lose only one starter - Jack Dorsey, who went the hardship route to the NBA - from last year's team which jumped to sixth place in the SEC after twice finishing in the cellar. Sophomore guard Walter Daniels leads the pack with 15.0 ppg, followed by Lucius Foster, Tony Flanagan (who is playing football for the first time) and Curtis Jackson. The Dogs will display a wealth of depth with frosh Lavon Mercer and Jimmy Daughtry expected to approach first line duty after gaining early experience.

VANDERBILT

10th Game—at Nashville—Saturday, Jan. 8 (TV)

18th Game—at Lexington—Saturday, Feb. 5

Site—Memorial Gym (15,581) Nashville
 Rupp Arena (23,000) Lexington

Location—Nashville

Enrollment—7,000

Conference—Southeastern

Nickname—Commodores

Colors—Black and Gold

Athletic Director—Clay Stapleton

Publicist—Lew Harris

Ph. 615 322-4727

1975-76 Record—Won 16, Lost 11
 (Conf. Finish—3rd)

Tipoff—3:00 p.m. CST (TV)

Tipoff—7:30 p.m. EST

Series—UK leads 77-27 since '12

Last Game—69-65 VU (A) in '76

Biggest Win Margin—

UK 69 (98-29) in '47

VU 17 (82-65) in '74

Records at Site—

UK 32-14 at Nashville

VU 12-41 at Lexington

Hall Record—Won 3, Lost 5

COACH—Wayne Dobbs (1st Year at VU)

Offense—Fast Break and Pattern

Defense—Man-to-Man

Chief Losses—Jeff Fosnes (F) 17.9; Butch Feher (F) 16.9; Joe Ford (G) 15.6

Top Returnees—Dicky Keffer (5-11 G) 8.3; John Sneed (6-9 C) 7.5

Best Newcomers—Tommy Springer (5-10 G) 27.0; Greg Fuller (6-4 G-F) 29.5; Clarence Smith (6-8 C) 12.5; Charles Davis (6-7 F) 20.0

OUTLOOK: A new era of basketball is under way at Vanderbilt, where a new coach and virtually a new cast of players will carry the black and gold banner. Coach Wayne Dobbs' work is cut out for him, for replacing the celebrated "F Troop" - Fosnes, Ford and Feher - will be no easy task. Diminutive Dicky Keffer and powerful John Sneed are Vandy's best hopes for honors. Danny Shultz, a 6-4 forward who recorded several starts as a freshman, is expected to be fully recovered from a shoulder injury which sidelined him last year.

TENNESSEE

11th Game—at Lexington—Wednesday, Jan. 12

26th Game—at Knoxville—Saturday, Mar. 5 (TV)

Site—Rupp Arena (23,000) Lexington

Stokely Center (12,700) Knoxville

Location—Knoxville, Tenn.

Tipoff—7:30 p.m. EST

Tipoff—4:00 p.m. EST (TV)

Series—UK leads 96-42 since '10

Enrollment—25,946
Conference—Southeastern
Nickname—Volunteers
Colors—Orange and White
Athletic Director—Bob Woodruff
Publicist—Haywood Harris
Ph. 615 974-3373
1975-76 Record—Won 21, Lost 6
(Conf. Finish—2nd)

Last Game—92-85 UT (A) in '76
Biggest Win Margin—
UK 55 (95-40) in '52
UT 28 (87-59) in '68
Records at Site—
UT 11-54 in Lexington
UK 33-27 in Knoxville
Hall Record—Won 3, Lost 5

COACH—Ray Mears (14 Years at Tennessee—Won 256, Lost 106—Pct. 70.7)
Offense—1-3-1, Fast Break
Defense—Zone
Chief Losses—Doug Ashworth (C) 5.7; Austin Clark (W) 2.6
Top Returnees—Ernie Grunfield (6-6 F) 25.3; Bernard King (6-7 F) 25.2; Mike Jackson (6-3 G) 16.7
Best Newcomers—Reggie Johnson (6-9 C) 29.7; Bert Bertelkamp (6-3 G) 23.9

OUTLOOK: Coach Ray Mears can hardly conceal a smile when he contemplates another season spearheaded by All-Americans Ernie Grunfeld and Bernard King, who together averaged over 50 ppg. Not far behind is talented and deadly shooting Mike Jackson who hit 48.3 per cent, mostly from long range, to average 16.7 ppg. In 6-9 freshman Reggie Johnson, the Vols could have their first big center since Len Kosmalski. Rounding out the first five should be diminutive 5-10 sophomore guard Johnny Darden, who averaged six assists as a freshman.

AUBURN

12th Game—at Auburn—Saturday, Jan. 15

20th Game—at Lexington—Saturday, Feb. 12

Site—Memorial Coliseum (13,000) Auburn
Rupp Arena (23,000) Lexington
Location—Auburn, Ala.
Enrollment—17,747
Conference—Southeastern
Nickname—Tigers
Colors—Orange and Blue
Athletic Director—Lee Hayley
Publicist—Buddy Davidson
Ph. 205 826-4750
1975-76 Record—Won 16, Lost 10
(Conf. Finish—Tie for 4th)

Tipoff—2:00 p.m. CST
Tipoff—7:30 p.m. EST
Series—UK leads 36-8 since '21
Last Game—93-82 UK (H) in '76
Biggest Win Margin—
UK 66 (84-18) in '47
AU 19 (88-69) in '65
Records at Site—
UK 8-7 at Auburn
AU 0-19 at Lexington
Hall Record—Won 5, Lost 3

COACH—Bob Davis (3 Years at AU—Won 44, Lost 34—Pct. 56.4)
Offense—Fast Break
Defense—Man-to-Man
Chief Losses—Gary Redding (F) 13.2; Glen Moon (C) 1.6
Top Returnees—Eddie Johnson (6-2 G) 19.7; Mike Mitchell (6-8 F) 18.7; Stan Pietkiewicz (6-5 G) 10.1; Myles Patrick (6-8 C) 7.5; Cedrick Hordges (6-8 C) 4.9
Best Newcomers—Benny Anthony (6-7 F) 23.4; Charles Price (6-3 G) 21.0

OUTLOOK: Auburn is loaded with talent, returning four starters and eight of its top ten players, including only one senior - All-America candidate Eddie Johnson, who should easily become the Tigers' all-time leading scorer barring injury. High jumping Mike Mitchell, AU rebound leader for two years, has one forward post nailed down, while Myles Patrick, center last year, likely will challenge Pepto Bolden at the other forward to make room for mammoth Cedric Hordges at center. Long shooting Stan Pietkiewicz will get heat from defensive oriented soph Dom Fucci and junior Wayne Bracy, with frosh Bubba Price contending.

FLORIDA

13th Game—at Gainesville—Monday, Jan. 17

21st Game—at Lexington—Monday, Feb. 14

Site—Alligator Alley (5,454) Gainesville
Rupp Arena (23,000) Lexington

Location—Gainesville, Fla.

Enrollment—28,000

Conference—Southeastern

Nickname—Gators

Colors—Orange and Blue

Athletic Director—Ray Graves

Publicist—Norm Carlson

Ph. 904 392-0641

1975-76 Record—Won 12, Lost 14

(Conf. Finish—Tie for 6th)

COACH—John Lotz (3 Years at UF—Won 39, Lost 41—Pct. 48.8)

Offense—Fast Break and Pattern

Defense—Pressure and Man-to-Man

Chief Losses—Gene Shy (F) 16.0; Mike Lederman (G) 12.6; Greg Armstrong (G) 3.0

Top Returnees—Bob Smyth (6-8 C) 13.3; Al Bonner (6-6 F) 11.9; Malcolm Cesare (6-8 F) 8.3

Best Newcomers—Richard Glasper (6-1 G) JUCO; Ed Barnes (6-5 F)

OUTLOOK: Gator coach John Lotz feels he has a nucleus for a winning team - which starts with center Bob Smyth, who gave forth some superlative efforts last year. Sixth man Al Bonner and Malcolm Cesare will add muscle to a frontline which misses Gene Shy for the first time in four years. Also missing is team leader Mike Lederman. Two newcomers, 6-1 Iowa State transfer Chuck Fritz, and JUCO transfer Richard Glasper could step in at guard.

LOUISIANA STATE

14th Game—at Lexington—Saturday, Jan. 22

22nd Game—at Baton Rouge—Saturday, Feb. 19

Site—Rupp Arena (23,000) Lexington
LSU Assembly Center

(14,327) Baton Rouge

Location—Baton Rouge, La.

Enrollment—24,791

Conference—Southeastern

Nickname—Tigers

Colors—Purple and Gold

Athletic Director—Carl Maddox

Publicist—Paul Manasseh

Ph. 504 388-8226

1975-76 Record—Won 12, Lost 14

(Conf. Finish—9th)

COACH—Dale Brown (4 Years at LSU—Won 48, Lost 54—Pct. 47.1)

Offense—Controlled Fast Break

Defense—Variations

Chief Losses—Ed LeBlanc (C) 10.7

Top Returnees—Kenny Higgs (6-0 G) 22.2; Bob Miller (6-5 G-F) 12.1; Floyd Bailey (6-5 C) 11.5; Lionel Green (6-8 F) 5.4

Best Newcomers—Durand Macklin (6-6 F) 24.1; Scott Spencer (6-7 F) 24.3; Rick Mattick (7-0 C) 21.0

Tipoff—7:30 p.m. EST

Tipoff—7:30 p.m. CST

Series—UK leads 42-3 since '33

Last Game—85-70 UK (A) in '76

Biggest Win Margin—

UK 42 (107-65) in '56

LSU 17 (88-71) in '72

Records at Site—

LSU 0-18 at Lexington

UK 15-3 at Baton Rouge

Hall Record—Won 6, Lost 2

OUTLOOK: With four returning starters and a wealth of talent from its best recruiting year in some time, LSU should make its presence known in the basketball strong Southeastern Conference. Back are Kenny Higgs, the nation's 15th top scorer of last year, and leaping Floyd Bailey, who is looking forward to the return of the dunk. Teaming with Higgs from Kentucky is Durand Macklin, a prep All-America from Louisville, and LSU's biggest ever player, 7-0, 260 lb. Rick Mattick of Fort Lauderdale, Fla. The Tigers will have the benefit of depth for the first time in Dale Brown's five year tenure.

MISSISSIPPI

15th Game—at Lexington—Monday, Jan. 24

23rd Game—at Oxford—Monday, Feb. 21

Site—Rupp Arena (23,000) Lexington
C. M. "Tad" Smith Coliseum
(8,500) Oxford

Location—Oxford, Miss.

Enrollment—9,200

Conference—Southeastern

Nickname—Rebels

Colors—Red and Navy Blue

Athletic Director—John H. Vaught

Publicist—Billy Gates

Ph. 601 232-7345

1975-76 Record—Won 6, Lost 21
(Conf. Finish—10th)

Tipoff—7:30 p.m. EST

Tipoff—7:30 p.m. CST

Series—UK leads 46-4 since '25

Last Game—94-87 UK (A) in '76

Biggest Win Margin—

UK 58 (116-58) in '52

UM 20 (37-17) in '27

Records at Site—

UM 1-24 at Lexington

UK 9-2 at Oxford

Hall Record—Won 6, Lost 2

COACH—Bob Weltlich (1st Year at UM)

Offense—Multiple

Defense—Man-to-Man

Chief Losses—Harvey Murray (F) 5.4; Herb Wright (F) 3.5

Top Returnees—Eugene Harris (6-6½ F) 14.8; John Billips (6-4½ G) 13.1; Walter Actwood (6-6 F) 12.0; Ronnie Davis (6-7 F) 9.0

Best Newcomers—John Stroud (6-7 F) 25.5; Tom Warda (6-3½ G-F) 16.0

OUTLOOK: First year coach Bob Weltlich inherits nine lettermen including five seniors. Much of Weltlich's initial success will be dependent on the Rebs' adjustment to his coaching techniques and gaining consistency and senior leadership from Harris and Actwood. Senior John Billips, a swingman who averaged 13 ppg, will team with Jim Varner or Henry Jackson at the guard posts. Major problem areas are lack of a proven post man, the absence of a take-charge playmaker, and adjustment to a new coaching staff.

ALABAMA

16th Game—at Tuscaloosa—Saturday, Jan. 29

24th Game—at Lexington—Saturday, Feb. 26 (TV)

Site—Memorial Coliseum (15,043) Tuscaloosa
Rupp Arena (23,000) Lexington

Location—Tuscaloosa, Ala.

Enrollment—17,000

Conference—Southeastern

Nickname—Crimson Tide

Colors—Crimson and White

Tipoff—7:30 p.m. CST

Tipoff—4:00 p.m. EST (TV)

Series—UK leads 59-16 since '23

Last Game—90-85 UK (H) in '76

Biggest Win Margin—

UK 42 (74-32) in '49

UA 24 (101-77) in '56

Athletic Director—Paul Bryant
Publicist—Kirk McNair
Ph. 205 348-6084
1975-76 Record—Won 23, Lost 5
(Conf. Finish—1st)

Records at Site—
UK 16-9 at Tuscaloosa
UA 4-32 at Lexington
Hall Record—Won 5, Lost 3

COACH—C. M. Newton (8 Years at UA—Won 129, Lost 84—Pct. 60.6)

Offense—Fast Break

Defense—Man-to-Man

Chief Losses—Leon Douglas (C) 20.6

Top Returnees—Anthony Murray (6-3 G) 11.9; Rickey Brown (6-8 F-C) 11.5;
Reginald King (6-6 F) 10.9; T. R. Dunn (6-4 G-F) 9.7

Best Newcomers—Chris Bragwell (6-9 C) 29.0; William Henry (6-9 C) 15.0; Kent
Looney (5-10 G) 25.0; Robert Scott (6-2 G) 14.6

OUTLOOK: "With all but one of our front line returning, you would think we would be pretty well set, and yet, I think we have more question marks than we've had for four years," said coach C. M. Newton. The answer is obvious - the Leon Douglas era has ended at Bama. But don't count out the Tide, SEC Champs or co-champs the past three years. Outstanding new talent in Scott, Looney and Bragwell, molded into the likes of Murray, Dunn, Brown and King could put the Tide atop the conference again.

MISSISSIPPI STATE

17th Game—at Starkville—Monday, Jan. 31

25th Game—at Lexington—Monday, Feb. 28

Site—Humphrey Coliseum (10,000) Starkville
Rupp Arena (23,000) Lexington

Location—State College, Miss.

Enrollment—11,100

Conference—Southeastern

Nickname—Bulldogs

Colors—Maroon and White

Athletic Director—Bob Tyler

Publicist—Bob Hartley

Ph. 601 325-2311

1975-76 Record—Won 13, Lost 13

(Conf. Finish—8th)

COACH—Kermit Davis (6 Years at MSU—Won 77, Lost 78—Pct. 49.7)

Offense—Point Guard (1-3-1)

Defense—Man-to-Man and 2-3 zone

Chief Losses—Taylor Williams (F) 9.5; Rich Knarr (G) 7.4; Joe Dean (G) 1.8

Top Returnees—Ray White (6-5 G) 18.3; Gary Hooker (6-5 F) 17.7; Wiley Peck
(6-7 C) 7.7; Walter Wright (6-7 F) 6.3; Al Perry (6-0 G) 5.9

Best Newcomers—Rickey Brown (6-10 C) 28.9; Larry Fitzgerald (5-10 G) 19.3;
Buddy Payne (6-8 F) 23.0; James Mundie (6-0 G) 18.3; Bill Kamphuis (6-9
C) 10.0

OUTLOOK: State's youthful Bulldogs of last year retain that image as no senior figures prominently into coach Kermit Davis' plans this year. White, named to the coaches All-SEC last year as a frosh, will lead a team which was said last year to need only the right big man at the center post. Davis has his man in freshman Rickey Brown, a prep All-American from Atlanta, Ga. Gary Hooker, whose on-court antics rival his talent, returns with SEC assists leader Al Perry (207) and massive Walter Wright, a 6-6, 230 lb. competitor. Finishing in the first division will come as a surprise to no one for the new look Bulldogs, who finished 10-4 in their new Coliseum in '76.

19th Game—FLORIDA STATE at Louisville—Monday, Feb. 7

Site—Freedom Hall (16,613) Louisville

Location—Tallahassee, Fla.

Enrollment—22,000

Conference—Metro

Nickname—Seminoles

Colors—Garnet and Gold

Athletic Director—John Bridgers

Publicist—Mark Carlson

Ph. 904 644-4038

1975-76 Record—Won 21, Lost 6

(Conf. Finish—Independent in '76)

COACH—Hugh Durham (10 Years at FS—Won 190, Lost 79—Pct. 70.6)

Offense—Two-One-Two

Defense—Man-to-Man

Chief Losses—Larry Warren (G) 9.9; Greg Grady (C) 8.1; Zach Perkins (F) 6.4

Top Returnees—David Thompson (6-8 F) 14.4; Harry David (6-7 F-C) 12.3;

Carlton Byrd (5-8 G) 8.0; Wayne Smalls (6-2 G) 7.4

Best Newcomers—Kris Anderson (6-8 F-C); Mickey Dillard (6-2 G); Tony Jackson (6-0 G)

Tipoff—7:30 p.m. EST

Series—Tied 2-2 since '58

Last Game—73-54 FSU (NCAA)
in '72

Biggest Win Margin—

UK 29 (83-54) in '62

FS 19 (73-54) in '72

Records at Site—

UK 2-1 at Lexington

FS 1-2 at Lexington

Hall Record—Won 0, Lost 0

OUTLOOK: Eight lettermen return with an intent to prove wrong post-season selectors who ignored them after posting a 21-6 record last year which included losses to ranked teams such as Indiana, Alabama, Oregon State and Washington State. Balance was the Seminoles strong point and is expected to remain the same this year. "We have the ability to be a better team," said Durham. "We should be quicker, stronger offensively and more experienced, but we are still going to have to prove ourselves. We worked hard last year and felt we earned a bid, but you can be sure that no one will take anything for granted this year."

SERIES SCORES WITH 1976-77 OPPONENTS

Date	Ky. Opp.	Date	Ky. Opp.	Date	Ky. Opp.
WISCONSIN (1-1)		NOTRE DAME (24-14)		2- 6-54 (LV) .	100 68
1-20-63 (UKIT)	108 85	1-12-29 (A) ..	19 16	2- 9-55 (H) ..	86 40
12-31-68 (N) ..	65 69	2-10-36 (A) ..	20 41	2-27-56 (LV) .	143 66
TEXAS CHRISTIAN (0-0)		1- 5-37 (LV) .	28 41	1-30-57 (H) ..	84 53
INDIANA (6-12)		1-15-38 (A) ..	37 47	1-29-58 (N) ..	74 55
12-18-24 (H) ..	18 20	1-14-39 (LV) .	37 42	1-29-59 (H) ..	108 55
1- 5-25 (A) ..	23 34	1-13-40 (A) ..	47 52	1-27-60 (N) ..	84 60
12-21-26 (H) ..	19 38	1- 4-41 (LV) .	47 48	2- 7-61 (H) ..	74 67
2- 4-28 (A) ..	29 48	7- 7-42 (A) ..	43 46	1-31-62 (N) ..	86 59
12-30-40 (S-Bowl)	45 48	1-23-43 (LV) .	60 55	1-31-63 (H) ..	74 67
12-23-42 (LV) .	52 58	1- 8-44 (LV) .	55 54	2- 3-64 (A) ..	103 83
12-11-43 (LV) .	66 41	1-27-45 (LV) .	*58 59	1-25-65 (A) ..	102 82
12-16-44 (LV) .	61 43	1-26-46 (A) ..	47 56	2- 1-65 (H) ..	96 64
12-18-65 (UKIT)	91 56	2- 1-47 (LV) .	60 30	1-10-66 (A) ..	**69 65
12-13-69 (H) ..	109 92	2- 2-48 (A) ..	55 64	2- 5-66 (H) ..	74 50
12-12-70 (A) ..	*95 93	1-29-49 (LV) .	62 38	1-16-67 (A) ..	40 49
12-11-71 (LV) ..	**89 90	1-23-50 (A) ..	51 64	2-20-67 (H) ..	101 76
12- 9-72 (A) ..	58 64	1-15-51 (H) ..	69 44	1-15-68 (H) ..	104 73
3-17-73 (NCAA)	65 72	2- 2-52 (N) ..	71 66	2-19-68 (A) ..	106 87
12- 8-73 (LV) .	68 77	3-15-58 (NCAA)	89 56	1-13-69 (H) ..	88 67
12- 7-74 (A) ..	74 98	2-14-59 (N) ..	71 52	2-17-69 (A) ..	85 77
3-22-75 (NCAA)	92 90	2-13-60 (H) ..	68 65	1-12-70 (A) ..	72 71
12-15-75 (LV) .	*68 77	12- 7-60 (LV) .	68 62	2-16-70 (H) ..	116 86
KANSAS (7-1)		12-30-61 (LV) .	100 53	1-11-71 (H) ..	79 66
12-16-50 (H) ..	68 39	12-29-62 (LV) .	78 70	2-15-71 (A) ..	107 95
12-14-59 (A) ..	*77 72	12-28-63 (LV) .	101 81	1-17-72 (A) ..	73 85
12- 6-69 (H) ..	115 85	12-29-64 (LV) .	97 111	2-21-72 (H) ..	87 63
12- 4-71 (A) ..	79 69	12-29-65 (LV) .	103 69	1-15-73 (H) ..	89 68
12-23-72 (H) ..	77 71	12-31-66 (LV) .	96 85	2-19-73 (A) ..	99 86
12- 3-73 (A) ..	63 71	12-30-67 (LV) .	81 73	1- 7-74 (H) ..	80 74
12-23-74 (LV) .	100 63	12-28-68 (LV) .	110 90	2- 9-74 (A) ..	86 72
12-13-75 (A) ..	54 48	12-27-68 (LV) .	102 100	1- 6-75 (A) ..	96 77
SOUTH CAROLINA (4-1)		3-12-70 (NCAA)	109 99	2- 8-75 (H) ..	75 61
2-24-28 (SC) .	56 40	12-29-70 (LV) .	92 99	1-12-75 (H) ..	92 76
1-10-33 (H) ..	44 36	12-28-71 (LV) .	86 67	2- 9-76 (A) ..	81 86
2- 2-33 (A) ..	38 44	12-30-72 (LV) .	65 63	VANDERBILT (77-27)	
12-22-41 (H) ..	64 25	12-29-73 (LV) .	79 94	2-22-12 (H) ..	28 17
12-23-67 (UKIT)	76 66	12-28-74 (LV) .	113 96	2-23-12 (H) ..	22 18
BOWLING GREEN (1-0)		12-30-75 (LV) .	79 77	2-19-13 (H) ..	17 24
1-11-49 (N) ..	63 61	GEORGIA (54-9)		2-20-13 (H) ..	42 29
UTAH (2-1)		3- 1-21 (SIAA)	20 19	2-12-15 (H) ..	34 39
3-20-44 (NIT)	46 38	2- 3-23 (H) ..	19 23	3-13-15 (H) ..	36 24
3-24-47 (NIT)	45 49	2- 7-25 (A) ..	24 28	2- 4-16 (H) ..	25 39
12-21-54 (UKIT)	70 65	2-28-25 (SC) .	31 32	2- 5-16 (H) ..	20 23
WEST VIRGINIA (10-4)		2-15-26 (A) ..	22 18	2-14-19 (H) ..	26 36
2- 4-24 (H) ..	24 21	2-27-26 (SC) .	39 34	2-22-21 (H) ..	39 18
2- 2-25 (H) ..	29 19	2-15-28 (SC) .	33 16	1-18-22 (A) ..	12 22
2- 7-27 (H) ..	26 44	3- 2-29 (SC) .	24 26	1- 1-24 (H) ..	33 13
1- 8-40 (H) ..	47 38	2- 1-30 (A) ..	22 21	2-20-26 (H) ..	30 20
12-12-40 (H) ..	46 34	2-14-30 (H) ..	36 23	1-15-27 (H) ..	32 48
1-11-41 (A) ..	43 56	2-13-31 (A) ..	16 25	1-14-28 (H) ..	43 23
3-18-46 (NIT)	59 51	3- 2-40 (SEC)	51 43	2- 8-28 (A) ..	54 29
12-20-57 (UKIT)	70 77	1-19-41 (A) ..	51 26	1-21-31 (A) ..	42 37
12-20-58 (UKIT)	97 91	1-31-42 (H) ..	55 38	2-20-31 (H) ..	43 23
12-19-59 (UKIT)	70 79	1-18-43 (A) ..	60 28	2-10-32 (A) ..	61 37
12-22-62 (UKIT)	79 75	2-26-43 (SEC)	59 30	2-20-32 (H) ..	31 32
12-18-64 (UKIT)	102 78	3- 2-44 (SEC)	57 29	1-31-33 (A) ..	40 29
12- 1-69 (H) ..	106 87	1-29-45 (H) ..	73 37	2-18-33 (H) ..	45 28
12- 7-70 (A) ..	106 100	1-21-47 (A) ..	84 45	2- 2-34 (A) ..	48 26
		2-10-47 (H) ..	81 40	2-17-34 (H) ..	47 27
		1-20-48 (A) ..	88 51	2- 2-35 (A) ..	58 22
		2-21-49 (H) ..	95 40	3- 2-35 (H) ..	53 19
		1-17-50 (A) ..	60 71	2- 1-36 (A) ..	23 32
		1-28-50 (H) ..	88 56	2-24-36 (H) ..	61 41
		3- 3-50 (SEC)	79 63	1-30-37 (A) ..	41 26
		2-23-51 (H) ..	88 41	2-20-37 (H) ..	51 19
		1-16-52 (LV) .	99 55	1-29-38 (A) ..	42 19
		2- 4-54 (H) ..	106 55	2-21-38 (H) ..	48 24

Date	Ky. Opp.	Date	Ky. Opp.	Date	Ky. Opp.
1-30-39 (A) ..	51 37	TENNESSEE (96-42)		1-20-45 (A) ..	34 35
2-25-39 (H) ..	52 27	2-16-10 (H) ..	20 5	2-17-45 (H) ..	40 34
1-29-40 (A) ..	32 40	2- 7-12 (H) ..	27 15	3- 3-45 (SEC)	39 35
2-24-40 (H) ..	43 38	2-11-14 (H) ..	20 14	1-19-46 (A) ..	50 32
2-29-40 (SEC)	44 31	2-12-14 (H) ..	20 18	2-16-46 (H) ..	54 34
2- 1-41 (A) ..	51 50	2- 5-15 (A) ..	21 36	1-18-47 (A) ..	54 39
2-24-41 (H) ..	58 31	2- 6-15 (A) ..	22 27	2-15-47 (H) ..	61 46
1-26-43 (H) ..	39 38	2-17-15 (H) ..	22 13	1-17-48 (A) ..	65 54
2- 1-43 (A) ..	54 43	2-18-15 (H) ..	20 18	2-14-48 (H) ..	69 42
2- 4-46 (A) ..	59 37	2-23-16 (H) ..	17 28	3- 6-48 (SEC)	70 47
2- 9-46 (N) ..	64 31	2- 9-17 (H) ..	20 23	1-15-49 (A) ..	66 51
1-13-47 (A) ..	82 30	2-10-17 (H) ..	19 22	2- 8-49 (H) ..	71 56
2-21-47 (A) ..	84 41	3- 2-17 (A) ..	26 27	3- 5-49 (SEC)	83 44
2-27-47 (SEC)	98 29	3- 3-17 (A) ..	10 30	1-14-50 (A) ..	53 66
2- 9-48 (A) ..	82 51	2- 7-18 (H) ..	33 26	2-11-50 (H) ..	79 52
2-20-48 (H) ..	79 43	2- 8-18 (H) ..	40 12	3- 4-50 (SEC)	95 58
1-31-49 (A) ..	72 50	3- 1-18 (A) ..	29 18	1-20-51 (A) ..	70 45
2-26-49 (H) ..	70 37	3- 2-18 (A) ..	32 20	2-17-51 (H) ..	86 61
1-30-50 (A) ..	58 54	2- 7-19 (A) ..	22 40	1-19-52 (A) ..	65 56
2-25-50 (H) ..	70 66	2-28-19 (H) ..	30 14	2-16-52 (H) ..	95 40
1-27-51 (A) ..	74 49	2- 5-20 (H) ..	24 29	3- 1-52 (SEC)	81 66
2-24-51 (H) ..	89 57	2- 7-20 (H) ..	26 27	1-22-54 (A) ..	97 71
3- 3-51 (SEC)	57 61	2-27-20 (A) ..	25 28	2-18-54 (H) ..	90 63
1-28-52 (A) ..	88 51	2-28-20 (A) ..	36 25	1-22-55 (A) ..	84 66
2-21-52 (H) ..	75 45	1-20-23 (A) ..	26 30	3- 5-55 (H) ..	104 61
1-30-54 (A) ..	85 63	2-10-23 (H) ..	23 28	1-21-56 (A) ..	95 68
2-22-54 (H) ..	100 64	1-18-24 (A) ..	13 20	3- 3-56 (H) ..	101 77
1-29-55 (A) ..	75 71	2- 9-25 (A) ..	35 22	1-19-57 (A) ..	97 72
2-21-55 (H) ..	77 59	2-18-25 (H) ..	26 21	3- 2-57 (H) ..	93 75
1-28-56 (A) ..	73 81	2-12-26 (A) ..	51 17	1-18-58 (H) ..	77 68
2-20-56 (H) ..	76 55	2-18-26 (H) ..	27 21	3- 1-58 (A) ..	77 66
1-26-57 (A) ..	91 83	1-21-27 (A) ..	14 19	1-17-59 (H) ..	79 58
2-18-57 (H) ..	80 65	2-19-27 (H) ..	21 30	2-28-59 (A) ..	69 56
1- 6-58 (A) ..	86 81	1-28-28 (H) ..	48 18	1-16-60 (A) ..	78 68
2-17-58 (H) ..	65 61	2- 9-28 (A) ..	43 16	2-27-60 (H) ..	63 65
1- 6-59 (A) ..	66 75	1-17-29 (A) ..	35 29	1-21-61 (H) ..	83 54
2-18-59 (H) ..	83 71	1-19-29 (H) ..	27 22	3- 4-61 (A) ..	68 61
1- 5-60 (A) ..	76 59	1-18-30 (H) ..	23 20	12-22-61 (UKIT)	96 69
2-16-60 (H) ..	68 60	1-31-30 (A) ..	24 29	1-15-62 (A) ..	95 82
1- 9-61 (A) ..	62 64	1-10-31 (H) ..	31 23	3-10-62 (H) ..	90 59
2-21-61 (H) ..	60 59	1-31-31 (A) ..	*36 32	1-19-63 (N) ..	*69 78
3- 9-61 (N) ..	88 67	1-16-32 (A) ..	29 28	3- 2-63 (A) ..	55 63
1- 8-62 (A) ..	77 68	2-13-32 (H) ..	41 27	1-18-64 (H) ..	66 57
2-19-62 (H) ..	87 80	1-14-33 (A) ..	42 21	2-29-64 (A) ..	42 38
1- 7-63 (A) ..	106 82	1-28-33 (H) ..	44 23	1-16-65 (A) ..	58 77
2-18-63 (H) ..	67 69	1-13-34 (A) ..	44 23	2-27-65 (H) ..	61 60
1- 6-64 (A) ..	83 85	1-27-34 (H) ..	53 26	2-26-66 (H) ..	78 64
2-17-64 (H) ..	104 73	1-26-35 (H) ..	48 21	3- 5-66 (A) ..	62 69
1- 5-65 (H) ..	79 97	2-16-35 (A) ..	38 36	1-23-67 (H) ..	*50 52
2-16-65 (A) ..	90 91	1-25-36 (H) ..	40 31	2-13-67 (A) ..	57 76
1-15-66 (H) ..	96 83	2-15-36 (A) ..	28 39	1-22-68 (A) ..	59 87
2- 2-66 (A) ..	105 90	3- 1-36 (SEC)	28 39	2-12-68 (H) ..	60 59
1- 5-67 (H) ..	*89 91	1-23-37 (H) ..	43 26	1-18-69 (A) ..	69 66
3- 4-67 (A) ..	94 110	2-13-37 (A) ..	24 26	3- 8-69 (H) ..	84 69
1- 6-68 (A) ..	94 78	3- 1-37 (SEC)	39 25	1-17-70 (H) ..	68 52
3- 2-68 (H) ..	85 80	1-22-38 (N) ..	52 27	3- 7-70 (A) ..	86 69
2- 1-69 (H) ..	103 89	2-26-38 (A) ..	29 26	1-16-71 (A) ..	71 75
3- 1-69 (A) ..	99 101	1-21-39 (H) ..	29 30	3- 6-71 (H) ..	84 78
1-31-70 (A) ..	81 89	2-18-39 (A) ..	*36 34	1-22-72 (H) ..	72 70
2-28-70 (H) ..	90 86	3- 4-39 (SEC)	46 38	3- 9-72 (A) ..	67 66
1-30-71 (H) ..	102 92	1-20-40 (H) ..	35 26	1-20-73 (A) ..	64 65
2-27-71 (A) ..	119 90	2-17-40 (A) ..	23 27	3- 8-73 (H) ..	86 81
1-24-72 (H) ..	106 80	3- 1-40 (SEC)	30 29	1-14-74 (A) ..	54 67
2- 5-72 (A) ..	*85 80	1-18-41 (A) ..	22 32	2-26-74 (H) ..	61 58
1-22-73 (A) ..	75 76	2-15-41 (H) ..	37 28	1-13-75 (H) ..	88 82
2- 3-73 (H) ..	76 83	3- 2-41 (SEC)	33 36	2-15-75 (A) ..	98 103
1-28-74 (H) ..	65 82	1-17-42 (A) ..	40 46	1-10-76 (H) ..	*88 90
3- 2-74 (A) ..	69 71	2-14-42 (A) ..	36 33	2- 7-76 (A) ..	85 92
1-27-75 (A) ..	91 90	1-16-43 (A) ..	30 28	AUBURN (36-8)	
3- 1-75 (H) ..	109 84	2-13-43 (H) ..	53 29	1-29-21 (H) ..	40 25
1-17-76 (H) ..	77 76	2-28-43 (SEC)	30 33		
2-14-76 (A) ..	65 69				

* Overtime Period

Date	Ky. Opp.	Date	Ky. Opp.	Date	Ky. Opp.
2- 8-26 (H) ..	35 26	12-17-66 (H) ..	75 78	2-22-29 (H) ..	35 30
2-28-42 (SEC)	40 31	1-14-67 (A) ..	72 89	2-23-29 (H) ..	32 24
2-28-46 (SEC)	69 24	12- 4-67 (H) ..	99 76	2-25-33 (SEC)	49 31
2-28-47 (SEC)	84 18	1-13-68 (A) ..	78 96	3- 2-39 (SEC)	49 30
3- 4-49 (SEC)	70 39	1-11-69 (H) ..	88 67	2-10-41 (H) ..	60 41
1- 5-51 (H) ..	79 35	2-15-69 (A) ..	81 82	2-27-41 (SEC)	62 52
3- 2-51 (SEC)	84 54	1-10-70 (A) ..	88 69	2-27-42 (SEC)	59 32
1-30-52 (A) ..	88 48	2-14-70 (H) ..	110 66	2- 3-49 (N) ..	75 45
2-27-54 (N) ..	109 79	1- 9-71 (H) ..	101 75	2-16-49 (H) ..	85 31
2-26-55 (H) ..	93 59	2-13-71 (A) ..	65 74	2- 4-50 (N) ..	61 55
2- 4-56 (N) ..	82 81	1-15-72 (A) ..	70 72	2-15-50 (H) ..	90 50
2-25-57 (H) ..	103 85	2-19-72 (H) ..	95 68	2- 3-51 (N) ..	86 39
2-24-58 (N) ..	63 64	1-13-73 (H) ..	95 65	1- 2-52 (N) ..	116 58
2-21-59 (H) ..	75 56	2-17-73 (A) ..	94 83	2- 6-52 (H) ..	81 61
2-20-60 (A) ..	60 61	1-26-74 (A) ..	91 82	2-13-54 (H) ..	88 62
2-27-61 (H) ..	77 51	2-25-74 (H) ..	65 75	2- 5-55 (N) ..	84 66
2-26-62 (A) ..	63 60	1-25-75 (H) ..	87 65	2-11-56 (H) ..	88 49
2-23-63 (H) ..	78 59	2-24-75 (A) ..	58 66	2- 8-57 (N) ..	75 69
2-22-64 (N) ..	99 79	1-24-76 (A) ..	89 82	2- 8-58 (H) ..	96 65
1-18-65 (H) ..	73 67	2-21-76 (H) ..	96 89	2- 7-59 (N) ..	97 72
2-20-65 (A) ..	69 88			2- 6-60 (H) ..	61 43
1-29-66 (H) ..	115 78	LOUISIANA STATE (42-3)		2-11-61 (N) ..	74 60
2-12-66 (A) ..	77 64	2-27-33 (SEC)	51 38	2-10-62 (H) ..	83 60
1-21-67 (H) ..	60 58	2-26-37 (SEC)	57 37	2- 9-63 (N) ..	75 69
2-27-67 (A) ..	49 60	3- 3-39 (SEC)	53 34	2- 8-64 (H) ..	102 59
1-20-68 (A) ..	73 74	3- 3-44 (SEC)	55 28	2- 6-65 (H) ..	102 65
2-26-68 (H) ..	89 57	3- 2-45 (SEC)	68 37	2-21-66 (A) ..	108 65
2- 3-69 (H) ..	105 93	3- 2-46 (SEC)	59 36	1-30-67 (H) ..	96 53
3- 3-69 (A) ..	90 86	3- 5-48 (SEC)	63 47	2- 6-67 (A) ..	79 70
2- 2-70 (A) ..	84 83	1-31-51 (A) ..	81 59	1-29-68 (A) ..	85 76
3- 2-70 (H) ..	102 81	1- 5-52 (H) ..	57 47	2- 5-68 (H) ..	78 62
2- 1-71 (H) ..	114 76	3- 1-52 (SEC)	44 43	1- 4-69 (A) ..	69 59
3- 1-71 (A) ..	102 83	3- 9-54 (N) ..	63 56	2- 2-69 (H) ..	104 68
2- 7-72 (A) ..	78 72	12- 4-54 (H) ..	74 58	1- 3-70 (H) ..	95 73
3- 6-72 (H) ..	102 67	1-17-55 (A) ..	64 62	2- 7-70 (A) ..	120 85
2- 5-73 (H) ..	88 57	12- 3-55 (A) ..	62 52	1- 2-71 (A) ..	103 95
3- 3-73 (A) ..	91 79	1-14-56 (H) ..	107 65	2- 6-71 (H) ..	121 86
1-12-74 (H) ..	79 58	1-12-57 (A) ..	51 46	1- 8-72 (H) ..	93 82
2-11-74 (A) ..	*97 99	1-11-58 (H) ..	97 52	2-12-72 (A) ..	90 82
1-11-75 (A) ..	85 90	1-10-59 (A) ..	76 61	1- 6-73 (A) ..	58 61
2-10-75 (H) ..	119 76	1- 9-60 (H) ..	77 46	2-10-73 (H) ..	88 70
1-26-76 (A) ..	*84 91	1-13-61 (A) ..	59 73	1-19-74 (H) ..	93 64
2-23-76 (H) ..	93 82	1-12-62 (H) ..	84 63	2-18-74 (A) ..	60 61
		1-11-63 (A) ..	63 56	1-18-75 (A) ..	85 82
		1-10-64 (H) ..	103 84	2-17-75 (H) ..	108 89
		1- 9-65 (A) ..	79 66	1-31-76 (H) ..	90 81
		1-24-66 (H) ..	111 85	2-28-76 (A) ..	94 87
		1-28-67 (H) ..	102 72		
		2- 4-67 (A) ..	105 84	ALABAMA (59-16)	
		1-27-68 (A) ..	121 95	1-25-23 (H) ..	35 45
		2- 3-68 (H) ..	109 96	2- 5-25 (A) ..	15 24
		1-25-69 (A) ..	108 96	2- 1-26 (H) ..	27 16
		2-22-69 (H) ..	103 89	1-26-29 (H) ..	26 27
		1-24-70 (H) ..	109 96	2- 8-32 (H) ..	50 22
		2-21-70 (A) ..	121 105	2-13-33 (N) ..	35 21
		1-23-71 (A) ..	82 79	2- 1-34 (N) ..	33 28
		2-20-71 (H) ..	110 73	2- 8-34 (H) ..	26 21
		1-29-72 (H) ..	89 71	2- 1-35 (N) ..	33 26
		2-26-72 (A) ..	71 88	2-11-35 (H) ..	25 16
		1-27-73 (A) ..	86 71	2- 3-36 (A) ..	32 30
		2-24-73 (H) ..	94 76	2- 7-36 (H) ..	40 34
		1- 5-74 (A) ..	84 95	2- 1-37 (N) ..	38 27
		2- 4-74 (H) ..	73 70	2-10-37 (H) ..	31 34
		1- 4-75 (H) ..	115 80	1-31-38 (N) ..	57 31
		2- 3-75 (A) ..	77 76	2-12-38 (H) ..	27 21
		2- 2-76 (H) ..	85 71	1-28-39 (N) ..	38 41
		3- 1-76 (A) ..	85 70	2- 1-39 (H) ..	45 27
				1-27-40 (N) ..	32 36
		MISSISSIPPI (46-4)		2-10-40 (H) ..	46 18
		1- 9-25 (H) ..	26 23	2- 3-41 (A) ..	38 36
		2-11-27 (H) ..	17 37	2- 8-41 (H) ..	46 38
		2-27-28 (SC) ..	28 41		

FLORIDA (36-10)

1- 3-27 (H) ..	43 36
3- 2-31 (SC) ..	56 36
2-26-33 (SEC)	48 24
2-24-34 (SEC)	32 38
2-26-42 (SEC)	42 36
3- 1-45 (SEC)	57 35
3- 1-46 (SEC)	69 32
3- 4-48 (SEC)	87 31
3- 3-49 (SEC)	73 36
12-14-50 (H) ..	85 37
1-12-52 (A) ..	99 52
2- 8-54 (A) ..	97 55
2- 3-55 (H) ..	87 63
2- 6-56 (A) ..	81 70
2- 2-57 (H) ..	88 61
1-31-58 (A) ..	78 56
1-31-59 (H) ..	94 51
1-29-60 (A) ..	75 62
2- 4-61 (H) ..	89 68
2- 2-62 (A) ..	81 69
2- 2-63 (H) ..	94 71
2- 1-64 (A) ..	77 72
1-23-65 (A) ..	68 84
1-30-65 (H) ..	78 61
1- 8-66 (A) ..	78 64
2- 7-66 (H) ..	85 75

* Overtime Period

Date	Ky.	Opp.	Date	Ky.	Opp.	Date	Ky.	Opp.
3- 1-41 (SEC)	39	37	2-24-69 (H) ..	108	79	2-15-56 (H) ..	86	65
2- 2-42 (A) ..	35	41	1-26-70 (H) ..	86	71	2-11-57 (A) ..	81	89
2- 9-42 (H) ..	50	34	2-23-70 (A) ..	98	89	2-10-58 (H) ..	72	62
3- 1-42 (SEC)	36	34	1-25-71 (A) ..	86	73	2- 9-59 (A) ..	58	66
1-30-43 (A) ..	32	41	2-22-71 (H) ..	101	74	2- 8-60 (H) ..	90	59
2- 6-43 (H) ..	67	41	1-31-72 (H) ..	77	74	2-13-61 (A) ..	68	62
3- 3-45 (SEC)	52	41	2-28-72 (A) ..	70	73	2-12-62 (H) ..	44	49
3- 2-46 (SEC)	59	30	1-29-73 (A) ..	95	93	2-11-63 (A) ..	52	56
2- 3-47 (A) ..	48	37	2-26-73 (H) ..	111	95	2-10-64 (H) ..	65	59
2-17-47 (H) ..	63	33	1-21-74 (A) ..	77	81	2- 8-65 (H) ..	74	56
2- 5-48 (A) ..	41	31	2-23-74 (H) ..	71	94	2-19-66 (A) ..	73	69
2-16-48 (H) ..	63	33	1-20-75 (H) ..	74	69	2-11-67 (H) ..	*72	77
2- 2-49 (A) ..	56	40	2-22-75 (A) ..	84	79	2-18-67 (A) ..	103	74
2-14-49 (H) ..	74	32	1- 5-76 (A) ..	63	76	2-10-68 (A) ..	92	84
2- 2-50 (A) ..	66	64	3- 6-76 (H) ..	90	85	2-17-68 (H) ..	107	81
2-13-50 (H) ..	77	57				1- 6-69 (A) ..	91	72
1-13-51 (H) ..	65	48	MISS. STATE (44-8)			2-10-69 (H) ..	91	69
1-26-52 (A) ..	71	67	2-28-21 (SIAA)	28	13	1- 5-70 (H) ..	111	76
3- 1-54 (A) ..	68	43	1-26-22 (H) ..	28	21	2- 9-70 (A) ..	86	57
2-28-55 (H) ..	66	52	1-14-24 (H) ..	16	17	1- 4-71 (A) ..	79	71
2-25-56 (N) ..	77	101	2-27-25 (SC) ..	31	26	2- 8-71 (H) ..	102	83
2-23-57 (H) ..	79	60	3- 1-26 (SC) ..	26	31	1-10-72 (H) ..	104	76
2-22-58 (N) ..	*45	43	2- 1-29 (A) ..	25	23	2-14-72 (A) ..	63	55
2-23-59 (H) ..	39	32	2- 2-29 (A) ..	32	14	1- 8-73 (A) ..	90	81
2-22-60 (N) ..	75	55	1-24-30 (H) ..	43	17	2-12-73 (H) ..	*100	87
2-25-61 (H) ..	80	53	1-25-30 (H) ..	20	14	2- 2-74 (A) ..	82	70
2-24-62 (A) ..	73	65	2-28-33 (SEC)	46	27	3- 4-74 (H) ..	108	69
2-25-63 (H) ..	80	63	2-28-36 (SEC)	41	39	2- 1-75 (H) ..	112	79
2-24-64 (A) ..	59	65	2-13-39 (H) ..	39	28	3- 8-75 (A) ..	118	80
2-22-65 (A) ..	71	75	2-13-40 (H) ..	45	37	1- 5-76 (A) ..	73	77
3- 1-65 (H) ..	78	72	2-27-43 (SEC)	52	43	3- 8-76 (H) ..	*94	93
1-31-66 (H) ..	82	62	1- 4-50 (N) ..	87	55			
2-14-66 (A) ..	90	67	3- 2-50 (SEC)	56	46	FLORIDA STATE (2-2)		
2-25-67 (A) ..	71	81	2- 2-51 (A) ..	80	60	12-1-58 (H) ...	91	68
3- 6-67 (H) ..	110	78	3- 1-51 (SEC)	92	70	12-3-60 (H) ...	58	63
1- 8-68 (A) ..	84	76	2-11-52 (H) ..	110	66	12-12-62 (H) ..	83	54
2-24-68 (A) ..	96	83	2-15-54 (H) ..	81	49	3-18-72 (NCAA)	54	73
1-27-69 (A) ..	83	70	2- 7-55 (A) ..	61	56			

* Overtime Period

WILDCATS' RECORD AGAINST ALL OPPONENTS

Team	First Meeting	Last Meeting	UK Won	UK Lost
Advent Memorial Club (Cincy)	1909	1909	0	1
Air Force	1965	1965	1	0
Akron	1937	1937	1	0
Alabama	1923	1976	59	16
Alumni	1934	1941	2	0
Arizona	1946	1946	1	0
Arkansas	1946	1950	3	0
Arkansas State	1945	1945	1	0
Army	1969	1969	1	0
Ashland YMCA	1914	1914	1	0
Auburn	1921	1976	36	8
Austin Peay	1973	1973	1	0
Baylor	1946	1963	5	0
Berea	1926	1945	11	0
Bethany	1911	1911	1	0
Bowling Green	1949	1949	1	0
Bradley	1949	1950	2	0
Brigham Young	1951	1951	1	0
Butler	1911	1962	3	0
*Cambridge University	1966	1966	1	0
Carnegie Tech	1931	1943	2	0
Central U.	1906	1913	8	9
Central Michigan	1975	1975	1	0
Centenary	1923	1937	3	1
Centre	1916	1929	18	10
CCNY	1950	1950	0	1
Chattanooga	1914	1935	9	0
Chicago	1932	1935	2	0
Christ Church (Cincinnati)	1906	1913	0	3
Cincinnati U.	1904	1948	21	10
Cincinnati YMCA	1905	1906	0	3
Clemson	1922	1939	11	2
Colorado State College	1959	1959	1	0
Columbia	1948	1948	1	0
Cornell	1966	1966	0	1
Creighton	1930	1948	7	4
Cumberland	1917	1921	4	1
Dartmouth	1942	1973	3	1
Dayton	1947	1967	3	1
De Paul	1943	1970	17	3
DePauw	1910	1944	1	2
Detroit	1938	1938	0	1
Duke	1930	1969	9	2
Eastern Normal	1928	1928	1	0
Florida	1927	1976	37	9
Florida State	1958	1972	2	2
Ft. Benning	1946	1946	1	0
Ft. Knox	1942	1947	7	0
Georgia	1921	1976	54	9
Georgia Tech	1924	1975	50	13
Georgetown (Ky.) College	1903	1938	35	14
Georgetown University	1922	1922	0	1
Great Lakes Navy	1942	1943	0	2
Hardin-Simmons	1965	1965	1	0
Holy Cross	1948	1948	2	0
Houston	1956	1956	1	0
Idaho	1946	1955	2	0
Illinois	1925	1966	8	4
Indiana	1924	1975	6	12

Indiana Central	1946	1949	4	0
Iowa	1956	1973	3	2
Iowa State	1964	1964	1	0
*Istanbul University	1966	1966	1	0
Jacksonville	1970	1970	0	1
Kansas	1950	1975	7	1
Kansas State	1940	1976	7	0
Kentucky Wesleyan	1910	1938	8	2+
La Salle	1953	1954	2	0
Lexington High	1909	1911	1	1
Lexington YMCA	1907	1912	3	4
Long Island U.	1939	1947	2	1
Louisiana State	1933	1976	42	3
Louisville Coliseum	1908	1908	1	1
Louisville U.	1913	1959	8	3
Louisville YMCA	1914	1914	1	0
Louisville YMHA	1914	1914	1	0
Loyola (Chicago)	1949	1964	4	3
Loyola (La.)	1963	1963	1	0
Marietta	1913	1916	2	2
Marquette	1938	1975	7	4
Marshall	1913	1933	6	0
Maryland	1928	1958	4	3
Maryville	1915	1940	5	0
Mercer	1921	1922	1	1
Mexico U.	1933	1942	3	0
Mexico YMCA	1924	1924	1	0
Miami (Florida)	1956	1956	1	0
Miami (Ohio)	1905	1975	16	4
Michigan	1924	1970	4	1
Michigan State	1935	1972	9	6
Minnesota	1951	1957	3	1
Mississippi	1925	1976	46	4
Mississippi State	1921	1976	44	8†
Missouri	1960	1971	2	0
Moore's Hill College	1906	1096	1	0
Morehead	1961	1061	1	0
Naval Academy	1928	1969	2	1
Nebraska	1940	1972	2	1
New Albany YMCA	1906	1906	0	1
New York U.	1935	1936	0	2
Niagara	1976	1976	1	0
North Carolina	1924	1975	6	11
North Carolina Charlotte	1976	1976	1	0
North Carolina State	1931	1947	2	0
Northwestern	1962	1975	7	1
Notre Dame	1929	1975	24	14
Oglethorpe	1934	1934	1	0
Ohio State	1933	1968	6	7
Ohio University	1944	1964	7	1
Ohio Wesleyan	1911	1911	0	1
Oklahoma A & M State	1944	1974	3	1
Oklahoma U.	1946	1946	1	0
Oregon	1973	1973	1	0
Oregon State	1966	1975	3	0
Otterbein	1911	1911	0	1
Pennsylvania	1967	1969	2	0
Penn. State	1952	1955	2	0
Phillips Oilers	1948	1948	0	1‡
Pittsburgh	1935	1960	4	0
Princeton	1926	1971	1	1
Providence	1976	1976	1	0
Purdue	1949	1970	2	1

Rhode Island	1946	1946	1	0
Rose Polytechnic	1910	1917	1	1
*Salonika University	1966	1966	1	0
Seattle	1958	1958	1	0
Sewanee	1923	1934	6	0
South Carolina	1928	1967	4	1
Southern California	1959	1961	0	2
St. Andrew	1915	1915	1	1
St. John's	1943	1952	8	3
St. Joseph's	1939	1939	1	0
St. Louis	1948	1966	7	9
Southern Methodist	1956	1958	2	1
Stanford	1973	1973	1	0
Syracuse	1950	1975	3	0
Temple	1944	1962	14	4
Tennessee	1910	1976	96	41
Texas A & M	1941	1946	2	0
Texas Tech	1963	1965	2	0
Texas Western	1966	1966	0	1
Transylvania	1903	1911	6	8#
Tufts	1945	1945	1	0
Tulane	1921	1966	37	5
Tulsa	1947	1948	3	0
UCLA	1951	1975	3	1
Utah	1944	1954	2	1
Utah State	1957	1957	1	0
Vanderbilt	1912	1976	77	27
Vernon College	1906	1906	1	0
Villanova	1949	1949	2	0
Virginia	1914	1966	6	2
Virginia Tech	1924	1962	2	1
VMI	1914	1960	2	2
Wabash	1925	1946	1	1
Wake Forest	1953	1963	2	0
*Warsaw University	1966	1966	2	0
Washington U.	1942	1948	2	0
Washington & Lee	1922	1956	12	1
Washington State	1974	1974	1	0
Wayne	1956	1956	1	0
Western Kentucky	1971	1971	0	1
Western Ontario	1945	1949	4	0
West Texas State	1950	1950	1	0
West Virginia	1924	1970	10	4
Wisconsin	1963	1968	1	1
Wright Field	1944	1944	1	0
Wyoming	1944	1944	1	0
Xavier	1935	1969	37	2
Yale	1961	1961	1	0

†Record includes nine games with Mississippi A&M which later became known as Mississippi State.

‡Pre-Olympic Games exhibitions not included.

#Record includes 10 games with Kentucky University, which became known as Transylvania in 1909.

*Played in International Universities Tournament at Tel Aviv, Israel, in August, 1966.

+Record does not take in account tie game played between UK and Kentucky Wesleyan Feb. 9, 1918. Unique 21-21 tie resulted from scorer's error which was not discovered until after teams departed.

ALL-TIME KENTUCKY CAGE RECORDS

(Revised to Start of 1976-77 Season)

TEAM RECORDS

Season

- Most Games Played—39* in 1947-48
(Regular Season Only—30* in 1946-47)
- Most Wins—36*# in 1947-48 (Won 36, Lost 3)
(Regular Season Only—28* in 1946-47 (Won 28, Lost 2)
(Conference Play Only—17* in 1969-70)
- Most Losses—13 in 1926-27 (2-13), 1966-67 (13-13) and 1973-74 (13-13)
(For Full Season 20 or More Games—13 in 1966-67) and (1973-74)
(Conference Play Only—10 in 1966-67 (8-10)
- Fewest Wins—1 in 1904-05 (Won 1, Lost 4)
(For Full Season 20 or More Games—13 in 1966-67) and (1973-74)
- Fewest Losses—0 in 1911-12 (9-0) and 1953-54 (25-0)
- Longest Win Streak—25 in 1953-54 (Won 25, Lost 0)
(Conference Play Only—14* in 1950-51, 1951-52, 1965-66. Including Play-off Game, Kentucky Won 15 Straight in 1953-54)
- Most Consecutive Wins, Conference Play—51* (Jan. 28, 1950-Jan. 8, 1955)
- Longest Losing Steak—9 (Jan. 25 to Feb. 23, 1923)
(Conference Play Only—4 in 1966-67) and (1973-74)
(Rupp-Coached Teams Have Never Lost More Than 3 in Row)
- Most Points—2858 in 31 Games, 1974-75
Regular Season Only—2523 in 26 Games, 1970-71
(Conference Play Only—1728* in 18 Games, 1970-71)
(Most Times 100 or More Points—15 in 1970-71)
(Two Consecutive Games—244 vs. Georgia and Tennessee, 1956)
- Fewest Points—19 in 3 Games, 1903
(For Full Season 20 or More Games—538 in 22 Games 1924-25)
- Greatest Average Scoring Margin—27.2 in 25 Games, 1953-54
(Including Tournament Play—29.9 in 37 Games, 1946-47)
(Conference Play Only—35.9* in 14 Games, 1953-54)
- Highest Scoring Average—96.8 in 28 Games, 1969-70
(Regular Season Only—96.7 in 26 Games, 1970-71)
(Conference Play Only—96.0* in 18 Games, 1970-71)
- Lowest Scoring Average—6.3 in 3 Games, 1903
- Best Winning Percentage—1.000 in 1911-12 (9-0) and 1953-54 (25-0)
(Conference Play Only—1.000 in 1932-33 (8-0) and 10 Other Years. Last 14-0 in 1953-54)
- Worst Season Percentage—.187 on Record 3-13 in 1926-27
(20 Games Minimum—.500 (13-13) in 1966-67 and 1973-74)
- Most Field Goal Attempts—3645*# in 39 Games, 1947-48
(Regular Season—2925# in 33 Games, 1947-48)
- Most Field Goals Made—1197 in 31 Games, 1974-75
(Conference Play Only—719* in 18 Games, 1974-75)
- Highest Field Goal Pct.—50.6 in 28 Games, 1970-71
(Regular Season Only—50.8 in 26 Games, 1970-71)
(Conference Play Only—52.2* in 18 Games, 1970-71)
- Most Free Throws Attempted—865 in 32 Games, 1951-52
(Conference Play Only—425* in 18 Games, 1970-71)
- Most Free Throws Made—579 in 28 Games, 1956-57
(Conference Play Only—320* in 18 Games, 1970-71)

*Also SEC Record

**The 1965-66 Wildcat team scored 2,950 points in 25 regular season, four NCAA and five International Universities Tournament games.

#Recognized As National Record

Highest Free Throw Pct.—76.7 in 26 Games, 1966-67
(Regular Season Only—76.7 in 26 Games, 1966-67)
Most Personal Fouls—767 in 31 Games, 1974-75
Fewest PF's—307 in 26 Games, 1944-45
Most Points Allowed—2434 in 31 Games, 1974-75
(Regular Season Only—2175 in 26 Games, 1970-71)
Fewest Points Allowed—(9 Game Min.)—137 in 9 games, 1911-12
(Conference Play Only—182* in 8 Games, 1934-35)
Most Rebounds—1817* in 32 Games, 1951-52
(Regular Season Only—1600 in 25 Games, 1950-51)
Best Rebound Average—64.6* in 25 Games, 1953-54
Most Wins in Conference—17* in 1969-70

Single Game

Most Points—143* (Kentucky 143 vs. Georgia 66, Feb. 27, 1956)
(Conference Play Only—Same)
Most Points, Both Teams—234 Kentucky 118 vs. Northwestern 116 at Evanston,
Dec. 10, 1966)
Conference Play Only—226 (Kentucky 121 vs. LSU 105, Feb. 21, 1970)
Most Points, Home Floor—121 (Kentucky 121 vs. Mississippi 86, Feb. 6, 1971)
Most Points on Opponent's Floor—121 (Kentucky 121 vs. LSU, 95, Jan. 27,
1968; Kentucky 121 vs. LSU, 105, Feb. 21, 1970)
Most Points on Neutral Court—143 (Kentucky 143 vs. Georgia 66, Armory,
Louisville, Feb. 27, 1956)
Most Points, One Half—75* (Kentucky 75 vs. Georgia 32, Feb. 27, 1956)
Fewest Points—1 (Kentucky 1 vs. Georgetown 32 in 1903 and vs. Kentucky U
22 in 1905)
(Conference Play Only—22 Against Tennessee 32, Jan. 18, 1941)
Fewest Points, One Half (Modern)—8 (Kentucky 8, Georgia 6 in First Half, Jan.
16, 1967 Athens)
Fewest Points, Both Teams—17 (State College 5 vs. Kentucky U. 12 in 1904)
Biggest Victory Margin—77* (Kentucky 143 vs. Georgia 66, Feb. 27, 1956)
Smallest Victory Margin—1 (41 One-point Wins. Last, 79-78 Providence (NIT),
Mar. 18, 1976)
Worst Defeat—68 (Kentucky 19 vs. Centre 87 in 1908-09)
(CCNY's 39-point Win Over UK in NIT of 1950 Worst Defeat in Modern
Records)
Smallest Margin of Defeat—1 (Tennessee 27 vs. Kentucky 26, March 2, 1917)
(Also on Record are 31 Other One-Point Losses. Last, Ole Miss 61 vs.
Kentucky 60, Feb. 18, 1974)
Most Points in Losing Game—100 vs. Jacksonville, 106 (NCAA) March 14, 1970
Fewest Points Allowed—5* (Kentucky 26 vs. Tennessee 5 in 1909-10 and
Kentucky 38 vs. Centre 5 in 1916)
(Conference Play Only—9* Against Tulane, Dec. 20, 1934)
Most Points Allowed—116 (Northwestern 116 vs. Kentucky 118 Dec. 10, 1966)
Most FG Attempted—125* Against Indiana Central, Nov. 29, 1947 (SEC Non-
Conference Record); Mississippi, Feb. 8, 1964
(Conference Play Only—125* Against Mississippi, Feb. 8, 1964)
Most FGA's, Both Teams—209 (Kentucky 125 vs. Mississippi 84, Feb. 8, 1964)
Fewest FG Attempted—39 Against Georgia, Jan. 16, 1967
Fewest FGA One Half—15 (2nd Half) vs. Florida, Jan. 30, 1965
Most Field Goals Scored—60* Against Georgia, Feb. 27, 1956
Most FG's Scored, Both Teams—96 (UK 50 vs. Northwestern 46, Dec. 10, 1966,
and UK 50 vs. Austin Peay 46, Mar. 15, 1973)
Conference Play Only—90* UK 52 vs. LSU 38, Jan. 27, 1968, and UK 48
vs. Alabama 42, Feb. 26, 1973)

*Also Southeastern Conference Record

Best Field Goal Pct.—65% vs. Florida (H) Feb. 21, 1976 and Auburn (H) Feb. 23, 1976
 (Conference Play Only—65% vs. Florida (H) Feb. 21, 1976 and Auburn (H) Feb. 23, 1976
 (First Half—72.7% vs. LSU, Jan. 24, 1966)
 (Second Half—72.4% vs. Florida (H) Feb. 21, 1976
 Lowest Field Goal Percentage—16.3 vs. Ga. Tech (A), Jan. 26, 1960
 Most Free Throws Attempted—55* Against Auburn, Feb. 27, 1954. Made 35.
 Fewest Free Throws Attempted—2 Against Ga., Feb. 8, 1975.
 Most Free Throws Made—48* Against Vanderbilt (A) Jan. 7, 1963. FTA 53.
 Fewest Free Throws Made—1 Against Ga., Feb. 8, 1975, in 2 Attempts
 Best Free Throw Pct.—1.000 (14 out of 14 vs. Duke, March 3, 1930; 11 out of 11 vs. Alabama, Feb. 1, 1934 and Vanderbilt, Mar. 2, 1974; 9 out of 9 vs. Mississippi, Jan. 4, 1969) 95.5* (21 out of 22 vs. Georgia, Feb. 19, 1973)
 Most Rebounds—108* Against Mississippi, Feb. 8, 1964
 Most Personal Fouls—41* Against Ohio U., Jan. 12, 1948
 (Conference Play Only—37* (Kentucky vs. Auburn, Feb. 27, 1954)
 Most PF's, Both Teams—71* (Kentucky 37 vs. Auburn 34, Feb. 27, 1954)
 (Non-Conference Game—68—Kentucky 41, Ohio U. 27, Jan. 12, 1948)
 Fewest PF's Both Teams—17 (Kentucky 7 vs. SMU 10, Dec. 21, 1956)

INDIVIDUAL RECORDS (Season)

Most Points—948 by Dan Issel in 28 Games, 1969-70
 (Regular Season Only—876 by Dan Issel in 26 Games, 1969-70)
 (Conference Play Only—612 by Dan Issel in 18 Games, 1969-70)
 (Soph. Year—608 by Cotton Nash in 26 Games, 1961-62)
 Highest Scoring Average—33.9 by Dan Issel in 28 Games, 1969-70
 (Regular Season Only—33.7 by Dan Issel in 26 Games, 1969-70)
 (Conference Play Only—34.0 by Dan Issel in 18 Games, 1969-70)
 (Soph. Year—23.4 by Cotton Nash in 1961-62)
 Most Rebounds—528* by Cliff Hagan in 32 Games, 1951-52
 (Regular Season Only—447 by Bill Spivey in 25 Games, 1950-51)
 (Conference Play Only—250 by Cliff Hagan in 14 Games, 1951-52)
 Most FG Attempts—667 by Dan Issel in 28 Games, 1969-70
 (Regular Season Only—614 by Dan Issel in 26 Games, 1969-70)
 (Conference Play Only—433 by Dan Issel in 18 Games, 1969-70)
 Most Field Goals Made—369 by Dan Issel in 28 Games, 1969-70
 (Regular Season Only—339 by Dan Issel in 26 Games, 1969-70)
 (Conference Play Only—239 by Dan Issel in 18 Games, 1969-70)
 Most Free Throws Attempted—275 by Dan Issel in 28 Games, 1969-70
 (Regular Season Only—259 by Dan Issel in 26 Games, 1969-70)
 (Conference Play Only—169 by Dan Issel in 18 Games, 1969-70)
 Most Free Throws Made—210 by Dan Issel in 28 Games, 1969-70
 (Regular Season Only—198 by Dan Issel in 26 Games, 1969-70)
 (Conference Play Only—134 by Dan Issel in 18 Games, 1969-70)
 (Consecutive—27 in 6 Games by Louie Dampier, 1966-67)
 Highest Field Goal Pct.—57.7 by Jim Andrews in 28 Games, 1971-72
 (Regular Season Only—58.3 by Jim Andrews in 26 Games, 1971-72)
 (Conference Play Only—59.6 by Jim Andrews in 18 Games, 1971-72)
 Highest Free Throw Pct.—91.8 by Larry Steele in 23 Games, (45-49) 1969-70
 (Regular Season Only—90.9 by Larry Steele in 21 Games, (40-44) 1969-70)
 (Conference Play Only—90.9 by Kent Hollenbeck in 12 Games (40.44) 1970-71)
 Most Assists—129 by Mike Casey in 28 Games, 1968-69

*Also Southeastern Conference Record

#Recognized As National Record

Single Game

- Most Points—53 by Dan Issel (Against Mississippi at Oxford, Feb. 7, 1970)
Most Field Goals Attempted—42 By Bill Spivey (Against Ga. Tech, Feb. 18, 1950. Made 16)
Most Field Goals Made—23 by Dan Issel (Against Mississippi at Oxford, Feb. 7, 1970)
Most Free Throws Attempted—24 By Cliff Hagan (Against Temple, Dec. 5, 1953)
Most Free Throws Made—17 By Cliff Hagan (Against Miss., 1952, and Temple, 1953, and Roger Newman, Ohio State, 1961)
Consecutive Free Throws Made—16* By Cliff Hagan (Against Mississippi, Jan. 2, 1952)
Highest Field Goal Percentage (Min. 10 Made)—Rick Robey 91.7 (11 of 12) against Miami (O.) Dec. 10, 1975
Highest Free Throw Percentage (Min. 10 Made)—1.000 by Louie Dampier (13 of 13 against Florida, Jan. 30, 1965, and 14 of 14 against Oregon State Dec. 22, 1966) 10 other players have 13—1.000% performances. (Min. 15 made)—.944 (17 of 18) by Cliff Hagan against Mississippi, Jan. 2, 1952)
Most Rebounds—34* (SEC non-conference record) by Bob Burrow (Against Temple, Dec. 10, 1955)
Longest Field Goal Made—63 feet, 7½ inches By Cliff Barker (Against Vanderbilt, Feb. 26, 1949 in Alumni Gym). (Other long shots on record include 53 ft., 9½ in. By Ralph Beard Against Tennessee in 1947-48; 53 ft., 6 in. by Linville Puckett Against Miss. State in 1953-54; and 48 ft., 2¼ in. by Red Hagan Against Marquette in 1937-38)

INDIVIDUAL CAREER RECORDS (Varsity Play)

- Most Points—2138 by Dan Issel in 83 Games, 1968-70
(Conference Play Only—1399 by Dan Issel in 54 Games, 1968-70)
Highest Scoring Average—25.7 by Dan Issel, 1968-70
(Conference Play Only—25.9 by Dan Issel in 54 Games, 1969-70)
Most Games Played—139 by Ralph Beard, 1945-49
(Conference Play Only—54 by Dan Issel and Mike Pratt, 1968-70, and Jimmy Dan Conner and Mike Flynn, 1972-75)
Most Consecutive Games Started—120 by Alex Groza, Nov. 28, 1946 to March 26, 1949
(Conference Play Only—54 by Dan Issel and Mike Pratt in 1968-70)
Most Field Goals Attempted—1591 by Dan Issel, 1968-70
(Conference Play Only—1059 by Dan Issel, 1968-70)
Most Field Goals Made—825 by Dan Issel in 83 Games, 1968-70
(Conference Play Only—546 by Dan Issel in 54 Games, 1968-70)
Highest FG Pct.—56.3 By Jim Andrews in 80 Games, 1971-73
(Conference Play Only—56.5 By Jim Andrews in 52 Games, 1971-73)
Most Free Throws Attempted—661 by Dan Issel in 83 Games, 1968-70
(Conference Play Only—405 by Dan Issel in 54 Games, 1968-70)
Most Free Throws Made—488 by Dan Issel in 83 Games, 1968-70
(Conference Play Only—307 by Dan Issel in 54 Games, 1968-70)
Highest FT Pct.—83.5 by Louie Dampier in 80 Games, 1965-67
(Conference Play Only—79.3 by Larry Pursiful in 39 Games, 1960-62)
Most Rebounds—1078 by Dan Issel in 83 Games, 1968-70 (No Rebounds kept prior to 1951)
(Conference Play Only—685 by Dan Issel in 54 Games, 1968-70)
Best Rebound Average—16.1 By Bob Burrow in 51 Games, 1955-56
(Conference Play Only—17.5 By Bob Burrow in 30 Games, 1955-56)
Most Assists—293 By Larry Conley in 81 Games, 1964-66
Most Personal Fouls—296 By Wallace Jones, 1946-49 (Four Seasons)
(For 3 Seasons—294 By Pat Riley, 1965-67)

*Also Southeastern Conference Record

90 #Recognized As National Record

NCAA TOURNAMENT RECORDS

Most Appearances—22# (1942, 1945, 1948, 1949, 1951, 1952, 1955, 1956, 1957, 1958, 1959, 1961, 1962, 1964, 1966, 1968, 1969, 1970, 1971, 1972, 1973, 1975)

Most Points—4184 in 55 Games

Most Games—55#

MISCELLANEOUS RECORDS

Season Opener Consecutive Wins—34

(Kentucky lost first opening game since 1926 in defeat by Va. Tech, Dec. 1, 1962)

Consecutive Home Floor Wins—129# (Jan. 4, 1943 to Jan. 8, 1955)

(First 84 wins in Alumni Gym, remainder in Memorial Coliseum)

(Conference Play Only—70 from Jan. 21, 1939 to Jan. 8, 1955)

(Overall since 1943, Kentucky has been defeated on its home floor only 38 times)

(Most losses at home one season—7 in 1966-67)

Longest Winning Streak—32 (Dec. 5, 1953 to Jan. 8, 1955)

Consecutive Conference Wins—51* (Jan. 28, 1950 to Jan. 8, 1955)

(Excludes tournament and non-SEC games)

Consecutive SEC Losses—4 in 1966-67 and 1973-74 (Lost 3 in row only 11 times, 2 in row only 16 times)

Most SEC Champions—29*

(12 Titles won in tournament play. Title determined by regular season play since 1951. Tied LSU 1935 and 1954, Miss. State 1962, Tennessee 1972, Alabama 1975)

Consecutive SEC Championships—9*

(Kentucky held SEC title continuously from 1944 to 1953 when Wildcats were out of competition. The 1952 title represented UK's 6th straight regular season title and 12th win of season race since SEC organized in 1933.)

Attendance Highs—

One Game—18,833 (UK vs. Morehead, NCAA at Louisville, 1961)

Regular Season Game—18,274* (UK vs. Illinois at Louisville, 1958)

Home Game—13,690 (UK vs. LSU, Jan. 24, 1970)

Two Consecutive Games—31,581 in 1973 (15,581 UK-Austin Peay, 16,000 UK-Indiana, NCAA Mideast Regional, Nashville, Tenn.)

Complete Season—359,232 in 31 Games, 1974-75

Home Season—181,295 in 15 Games, 1969-70

Last Overtime Game—Mar. 8, 1976 (UK 94, Miss. St. 93) (H)

(Last double overtime game—Dec. 11, 1971 (Indiana 90, UK 89) (N)

(Last three-overtime game—Dec. 7, 1957, Kentucky 85, Temple 83)

Most Players on All-Tournament Team—5 (1947 All-SEC Tournament Team and 1965 UK Invitational Tournament Team)

MEMORIAL COLISEUM RECORDS

(Collegiate-Varsity)

Team—Single Game

Consecutive Wins—45 By Kentucky (Dec. 1, 1950 to Jan. 8, 1955)

(Part of Overall National Record of 129 Home Floor Victories)

(Kentucky has lost two in row in Memorial Coliseum only three times and three in row only once—1966-67)

Most Points—121 by Kentucky vs. Mississippi, 86, Feb. 6, 1971

Most Points By UK Opponent—98 (1 OT) By Illinois, Dec. 5, 1966

Biggest Margin of Victory—53 By Kentucky (UK 104 vs. Ga. Tech 51 on Jan. 7, 1956; and UK 108 vs. Georgia 55 on Jan. 29, 1959)

*Also Southeastern Conference Record

#Recognized As National Record

Most Points, Both Teams—207 (Kentucky 121 vs. Mississippi 86, Feb. 6, 1971)
 Biggest Margin of Defeat For Kentucky—23 (Alabama 94, UK 71, Feb. 23, 1974)
 Most Points In One Half—67 By Kentucky in Second Half vs. Auburn, Jan. 29, 1966
 Fewest Points—32 By Alabama (Alabama 32 vs. Kentucky 39 on Feb. 23, 1959)
 Smallest Margin of Victory—Kentucky 77 vs. UCLA 76 on Feb. 17, 1961; UK 61, Tennessee 60 on Feb. 27, 1965; UK 60, Tennessee 59 on Feb. 12, 1968; Kentucky 78 vs. Stanford 77 on Dec. 22, 1973; Kentucky 77, Vanderbilt 76 on Jan. 17, 1976; Kentucky 94, Miss. St. 93 (OT) Mar. 8, 1976
 Smallest Margin of Defeat—1 (Ga. Tech 59 vs. Kentucky 58 on Jan. 8, 1955; St. Louis 71 vs. Kentucky 70 on Dec. 10, 1956; Ga. Tech 86 vs. Kentucky 85 in double overtime on Jan. 5, 1963; Illinois 98 vs. UK 97 (1 OT) Dec. 5, 1966; Ohio State 82, UK 81, March 16, 1968)
 Most FGA's, Both Teams—209 (Kentucky 125 vs. Mississippi 84, Feb. 8, 1964)
 Most Field Goals Made—54 by Kentucky vs. Mississippi, Feb. 6, 1971
 Best FG Pct. (Game)—69.2 (18 of 26) By Miss. State vs. Kentucky, Feb. 12, 1962
 Best FG Pct. (First Half)—75.0 (15 of 20) By Ga. vs. UK, Jan. 11, 1971
 Best FG Pct. (Second Half)—87.5 (7 of 8) By Miss. State vs. UK, Feb. 12, 1962
 Most Free Throws Attempted—50 By Georgia vs. Kentucky, Feb. 4, 1954, and Georgia Tech, Jan. 5, 1957
 Most FTA's, Both Teams—89 (Kentucky 39 vs. Georgia Tech 50 on Jan. 5, 1957)
 Most FT Made—38 By Kentucky vs. Georgia on Jan. 29, 1959; UK 38 vs. Florida, Jan. 30, 1965
 Most Free Throws Missed—23 By Georgia vs. Kentucky on Feb. 4, 1954
 Most Rebounds—108 By Kentucky vs. Mississippi, Feb. 8, 1964
 Fewest Points, Both Teams—71 (Kentucky 39 vs. Alabama 32 on Feb. 23, 1959)
 Most Personal Fouls—34 By Mississippi vs. Kentucky, Feb. 6, 1965
 Most PF's, Both Teams—62 (UK 31 vs. Auburn 31, Feb. 5, 1973)
 Biggest Crowd—13,690 (Kentucky vs. Louisiana State, Jan. 24, 1970)

Individual—Single Game

Most Points—55 by Pete Maravich, LSU vs. Kentucky, Jan. 24, 1970
 Most Field Goals Attempted—53 by Pete Maravich, LSU vs. Kentucky, Feb. 22, 1969
 Most Field Goals Made—21 by Pete Maravich, LSU vs. Kentucky, Feb. 22, 1969 and Jan. 24, 1970
 Most Free Throws Attempted—24 By Cliff Hagan, Kentucky vs. Temple on Dec. 5, 1953
 Most Free Throws Made—17 By Cliff Hagan, Kentucky vs. Temple on Dec. 5, 1953
 (Consecutive—14 of 14 By Louie Dampier vs. Oregon State, Dec. 22, 1966)
 Most Rebounds—34* (SEC Record Non-Conference Play) By Bob Burrow, Kentucky vs. Temple on Dec. 18, 1954
 Longest Field Goal Made—53 ft., 6 in. By Linville Puckett, Kentucky vs. Miss. State on Feb. 15, 1954

HIGHS AND LOWS BY OPPONENTS (Modern—Since 1930)

Individual—Single Game

Most Points—64 Pete Maravich (LSU) Feb. 21, 1970 at Baton Rouge
 Most Rebounds—30 Jerry Lucas (Ohio State) March 18, 1961 (NCAA)
 Most Field Goals—23 Pete Maravich (LSU) Feb. 21, 1970 at Baton Rouge
 Most Free Throws Made—17 Pete Maravich (LSU) (22 FTA) Feb. 21, 1970 at Baton Rouge

*Also Southeastern Conference Record

#Recognized As National Record

Most FG's Attempted—53 Pete Maravich (LSU) Feb. 22, 1969
 Most FT's Attempted—22 Pete Maravich (LSU) Feb. 21, 1970 at Baton Rouge

Team—Single Game

Most Points—116 Northwestern (UK 118) Dec. 10, 1966
 (Conf. Only—110 Vanderbilt, UK 94, March 4, 1967)
 Fewest Points—6 Arkansas State (Kentucky 75) Jan. 8, 1945
 (All-Time Record—5 Tennessee 1910, Centre 1916, Ky. Wesleyan 1919)
 Biggest Victory Margin—39 CCNY 89-Kentucky 50 in NIT, Mar. 14, 1950
 (All-Time Record—68 Centre 87-Kentucky 19 in 1910)
 Smallest Victory Margin—1 Vanderbilt 32, Kentucky 31, Feb. 20, 1932 (28
 One-Point Losses since 1930. All-Time, 34 losses) Last by Mississippi 61,
 Kentucky 60, Feb. 18, 1974.
 Most Rebounds—81 Notre Dame, Dec. 29, 1964
 (Rebounds not recorded prior to 1951)
 Most Field Goals—51 Notre Dame (109 Attempts) Dec. 29, 1964
 (All-Time Record—Same)
 Fewest Field Goals—2# Arkansas State Jan. 8, 1945
 Most FG's Attempted—109 Notre Dame (Made 51) Dec. 29, 1964
 Field Goal Attempts Not Recorded Prior To 1947)
 Most Free Throws Made—35 Auburn (49 Attempts) Feb. 27, 1954
 (All-Time Record—Same)
 Fewest Free Throws Missed—0 Georgia Tech (Made 5) Jan. 21, 1946, and
 Georgia (Made 6) Feb. 19, 1973
 Most FT's Attempted—53 Tennessee (Made 33) March 3, 1956
 (All-Time Record—Same)
 Best FT Shooting Percentage—(Minimum 15 FTA) 91.7 (22 of 24) by Notre
 Dame (N), Jan. 14, 1939
 Best FG Shooting Pct.—69.2 By Miss. State, Feb. 12, 1962, at Lexington
 (First Half—75.0% by Georgia (H) Jan. 11, 1971)
 (Second Half—87.5% By Miss. State (H) Feb. 12, 1962)
 Lowest FG Shooting Percentage—24.1% Notre Dame Feb. 14, 1959
 (Shooting Percentages Not Recorded Prior To 1947)
 Most Personal Fouls—36 Iowa Dec. 14, 1973 (A)

*Also Southeastern Conference Record

#Recognized As National Record

**CITIZENS SAVINGS (HELMS) ATHLETIC FOUNDATION
 COLLEGIATE BASKETBALL SELECTIONS**

College Basketball Hall of Fame

1946—Adolph F. Rupp Coach	1966—Cliff Hagan Player
1933—Forest (Aggie) Sale Player	1968—Charles (Cotton) Nash Player
1964—Carey Spicer Player	1971—LeRoy Edwards Player

Player of the Year

1933—Forest Sale Center-Forward	1935—LeRoy Edwards— Center
1951—Bill Spivey Center	1975—Kevin Grevy Forward

Helms' National Champions

	W	L	Points	Points Against
1933—Kentucky	20	3	1073	630
1948—Kentucky	36	3	2690	1730
1949—Kentucky	32	2	2320	1492
1951—Kentucky	32	2	2540	1783
1954—Kentucky	25	0	2187	1508
1958—Kentucky	23	6	2166	1817

WILDCAT CAGE LETTERMEN

— A —

John Adams (63, 64, 65)
 Earl Adkins (55, 57, 58)
 Don Adkins (Mgr.)(74,75)
 Marvin Akers (41, 42, 43)
 Charles Alberts (25, 26)
 Abramson Allan (44)
 (Mgr.)
 Ermal Allen (40, 41, 42)
 Ed Allin (45)
 Carl Althaus (43)
 H. M. Amoss (04)
 Milerd Anderson
 (34, 35, 36)
 Jim Andrews (71, 72, 73)
 Lee Andrus (03, 04)
 Phil Argento (67, 68, 69)
 R. H. Arnett (04)
 Jay Atkerson (Mgr.)
 (57, 58, 59)
 Paul Adkins (21, 22)

— B —

H. A. Babb (Mgr.) (11)
 Adrian Back (42)
 Stanley Baer (05, 06, 07)
 Scotty Baesler (62, 63)
 Richard C. Barbee
 (06, 07, 08, 09)
 Cliff Barker (47, 48, 49)
 Bill Barlowe (43)
 B. Barnett (11, 12, 13)
 Dale Barnstable
 (47, 48, 49, 50)
 Bobby Barton (Mgr.) (67)
 Ralph Beard
 (46, 47, 48, 49)
 Ed Beck (56, 57, 58)
 Cecil Bell (31)
 Cliff Berger (66, 67, 68)
 Henry Besuden (26)
 Bill Bibb (54)
 Arthur Bicknell (40)
 Doug Billips (Mgr.)
 (69,70)
 Jerry Bird (54, 55, 56)
 Crittenden Blair (34)
 Harry Bliss (35)
 Ralph Boren (24)
 Brad Bounds (66, 67)
 Bob Brannum (44, 47)
 D. P. Branson (05, 06)
 John Brewer (55, 56, 57)
 Leo Brewer (08)
 Melvin Brewer
 (41, 42, 43)
 G. C. Bridges (10)
 Jake Bronston (30, 31)
 T. R. Bryant (05, 06, 07)
 Nathaniel Buls (44)
 Carey Burchett (34)
 (Mgr.)
 Carroll Burchett
 (60, 61, 62)
 L. S. Burnham
 (19, 20, 22, 23)
 Bob Burrow (55, 56)

Bill Busey (68)
 Kirk Byars (Mgr.) (63)

— C —

Gerry Calvert
 (55, 56, 57)
 Patrick Campbell (17, 18)
 George Campbell (35)
 (Mgr.)
 Kenton Campbell (45, 46)
 Burgess Carey (25, 26)
 Ralph Carlisle
 (35, 36, 37)
 Armiel Carman (Mgr.) (16)
 Dwane Casey (76)
 Mike Casey (68, 69, 71)
 Billy Ray Cassady
 (56, 57, 58)
 J. S. Chambers (Mgr.) (09)
 Truman Claytor (76)
 Steve Clevenger
 (66, 67, 68)
 Marion Cluggish
 (38, 39, 40)
 Bennie Coffman (59, 60)
 Sid Cohen (59, 60)
 Lincoln Collinworth
 (56, 57, 58)
 Carl Combs (40)
 Cecil Combs (28, 29, 30)
 Charles Combs (38)
 Larry Conley (64, 65, 66)
 Jimmy Dan Conner (73, 74, 75)
 Joe Coons (05)
 Johnny Cox (57, 58, 59)
 Hugh Coy (54)
 John Crigler (56, 57, 58)
 George Critz (64)
 Larry Crosby (65) (Mgr.)
 John S. Crosthwaite (10)
 Albert Cummins (47)
 Fred Curtis (37, 38, 39)

— D —

Louie Dampier
 (65, 66, 67)
 Darrell Darby
 (31, 32, 33)
 Howard Dardeen (59)
 Berkley Davis (34)
 Bruce Davis (36)
 Mulford Davis
 (43, 46, 47)
 Robert Davis (37)
 William Davis (33, 34)
 Ted Deeken (62, 63, 64)
 Claire Dees (27, 28, 29)
 John DeMoisey
 (32, 33, 34)
 Truitt DeMoisey (44)
 Harry Denham (39)
 Jim Dinwiddle (69, 70, 71)
 J. A. Dishman (18, 19)
 Mike Dolan (Mgr.)
 (52, 54)
 A. L. Donan (06)
 Warfield Donohue
 (35, 36, 37)

H. H. Downing (08)
 Pat Doyle (63)
 Rick Drewitz (72, 73, 74)
 Hunter Durham (Mgr.)
 (61, 62)
 James Durham (45)

— E —

Ray Edelman (72, 73, 74)
 Leroy Edwards (35)
 Russell Ellington
 (35, 36)
 Randy Embry (63, 64, 65)
 Kenneth England (41, 42)
 Bill Evans (52, 54, 55)
 William Evans (42)
 (Mgr.)
 J. C. Everett (19, 20)

— F —

H. L. Farmer (12, 13)
 Keith Farnsley
 (39, 40, 41)
 J. B. Faulconer (Mgr.)
 (39)
 Allen Feldhaus
 (60, 61, 62)
 John Ferguson (71) (Mgr.)
 Fred Fest (23)
 Garrett Fitzpatrick (41)
 (Mgr.)
 Chigger Flynn (56) (Mgr.)
 Mike Flynn (73, 74, 75)
 Bob Fowler (76)
 W. C. Fox (07, 08, 09)

— G —

J. H. Gaiser (10, 11, 12)
 Gary Gamble (66, 67, 68)
 Elmer Gilb (29)
 Jack Givens (75, 76)
 Max Glickman (18)
 James Goforth
 (35, 36, 37)
 James Goodman (38, 39)
 Phil Grawemeyer
 (54, 55, 56)
 Kevin Grevey (73, 74, 75)
 William Griffin (Mgr.)
 (29)
 Alex Groza
 (45, 47, 48, 49)
 George Gumbert
 (14, 15, 16)
 Bob Guyette (73, 74, 75)
 J. White Guyn (04)

— H —

Cliff Hagan (51, 52, 54)
 Joseph Hagan
 (36, 37, 38)
 Jerry Hale (73, 74, 75)
 Dan Hall (75)
 Philip Haring (36, 38)
 (Mgr.)

Sam Harper (63, 64)
 Tom Harper (64)
 Carson Harreld (65, 66)
 (Mgr.)
 W. C. Harrison (11, 12)
 D. W. Hart (11, 12, 16)
 Merion Haskins (75, 76)
 Vernon Hatton
 (56, 57, 58)
 Basil Hayden (20, 21, 22)
 Elmo Head (37, 38, 39)
 G. Foster Helm (25, 27)
 J. H. Herman (06)
 Walter Hirsch (49, 51)
 Walter Hodge (37)
 Joey Holland (76)
 Joe Holland (46, 47, 48)
 Kent Hollenbeck
 (70, 71, 72)
 Dick Howe (57, 58)
 Lee Huber (39, 40, 41)
 C. T. Hughes (24, 25)
 Lowell Hughes (58, 59)
 Harry Hurd (62)

— I —

Robert Y. Ireland (16, 17)
 (Mgr.)
 Charles Ishmael (63, 64)
 Dan Issel (68, 69, 70)

— J —

Ralph Jackowski (38)
 Thad Jaracz (66, 67, 68)
 Irvine Jeffries (28)
 Paul Jenkins (26, 27, 28)
 Ned Jennings (59, 60, 61)
 Herbert Jerome (34)
 Ellis Johnson (31, 32, 33)
 Larry Johnson (74, 75, 76)
 Phil Johnson (56, 58, 59)
 Walter Johnson (44)
 Wallace Jones
 (46, 47, 48, 49)
 James Jordan (47, 48)

— K —

..... Kelly (05)
 William P. Kemper (Mgr.)
 (05)
 Ron Kennett (64)
 Stan Key (70, 71, 72)
 James King (40, 41, 42)
 William King
 (21, 22, 24)
 A. M. Kirby (07)
 William Kleiser (32)
 Edwin Knadler (27)
 Howard Kreuter (32, 33)
 Tommy Kron (64, 65, 66)

— L —

Bob Ladin (20, 21, 22)
 Art Lalb (68)
 Ed Lander (43)
 Phil Latham (Trn.)(74, 75)
 Dave Lawrence
 (33, 34, 35)

Roger Layne (51)
 James Lee (75, 76)
 Ken Lehkamp (Mgr.)
 (56, 57)
 Jim LeMaster (66, 67, 68)
 Larry Lentz (66)
 Morris Levin (31) (Mgr.)
 Garland Lewis
 (34, 35, 36)
 Bill Lickert (59, 60, 61)
 James Line
 (47, 48, 49, 50)
 Shelby Linville
 (50, 51, 52)
 Ercel Little (32)
 Steve Lochmueller (73, 74)
 Ronnie Lyons (72, 73, 74)

— M —

F. L. Marx (10, 11)
 B. G. Marsh (18)
 James Mathewson (42)
 Charles Maxson (33)
 (Mgr.)
 Jack May (35, 36) (Mgr.)
 Paul McBrayer
 (28, 29, 30)
 Bob McCowan, (69, 72)
 Jim McDonald
 (60, 61, 62)
 James McFarland
 (24, 25, 26)
 Lawrence McGinnis
 (28, 29, 30)
 Louis McGinnis
 (29, 30, 31)
 James McIntosh (37)
 James McKinney (36, 37)
 (Mgr.)
 C. F. Meadors (12)
 Hub Metry (64, 65)
 (Mgr.)
 Don Mills (58, 59, 60)
 Rav Mills (55, 56, 57)
 Terry Mills (69, 70, 71)
 Stanley Milward
 (28, 29, 30)
 Will Milward (24, 25)
 Terry Mobley (63, 64, 65)
 Gayle Mohny (26)
 Bob Moore (Mgr.)
 (50, 51, 52)
 Ralph Morgan (13, 14, 15)
 Tom Moseley (44)

— N —

Cotton Nash (62, 63, 64)
 Alonzo Nelson (45)
 Roger Newman (61)
 C. M. Newton (51)
 Tommy Nichols (36)
 Paul Noel (43)
 Randy Noll (70)

— O —

Dan Omlar (64) (Mgr.)
 Bernard Opper
 (37, 38, 39)
 Harp Owens (28, 29)
 Hays Owens (30)

— P —

Harold Park (45) (Mgr.)
 James Park (14)
 Clyde Parker (43)
 Ed Parker (Mgr.) (19)
 J. Ed Parker (45, 46, 47)
 Tom Parker (70, 71, 72)
 Jack Parkinson
 (44, 45, 46, 48)
 Dick Parsons (59, 60, 61)
 Tom Payne (71)
 Bart Peak (17)
 Leonard Pearson (50)
 Doug Pendencygraft (62)
 E. S. Penick (43)
 Dan Perry (72)
 George Perry (54)
 Mike Phillips (75, 76)
 Frank Phipps (27)
 Wayne Plummer (09)
 William Pogentz (21, 23)
 Randy Pool (68, 69)
 Tommy Porter
 (66, 67, 68)
 Shelby Post (08, 09)
 Sam Potter (34)
 Mike Pratt (68, 69, 70)
 R. C. Preston
 (11, 12, 13, 14)
 Linville Puckett (54)
 Larry Pursiful
 (60, 61, 62)

— R —

Frank Ramsey (51, 52, 54)
 Lloyd Ramsey (41-42)
 Tripp Ramsey (Mgr.) (76)
 Robert Reynolds (32)
 A. T. Rice (23, 24)
 S. H. Ridgway (20, 21)
 Carl Riefkin (23, 24)
 Pat Riley (65, 66, 67)
 R. N. Roark (04)
 Roy Roberts (62, 63)
 Rick Robey (75, 76)
 Al Robinson (59)
 William "Doc" Rodes (17)
 William Rodes (09, 10)
 Karl Rohs (25)
 Don Rolfes (63)
 Kenneth Rollins
 (43, 47, 48)
 Van Buren Ropke (27)
 Gayle Rose (52, 54, 55)
 Harold Ross (56, 57, 58)
 Ben Roth (Mgr.) (15)
 Layton Rouse (38, 39, 40)
 Willie Rouse (54)
 Herky Rupp (62)

— S —

Forest Sale (31, 32, 33)
 Charles Schrader (14, 17)
 Wilbur Schu (44, 45, 46)
 Herschel Scott
 (13, 14, 15)
 Jim Server (15, 16)
 Evan Settle (33, 34)
 A. P. Shanklin (18)

Shelby Shanklin (08)
 James Sharpe (27)
 Glenn Sims (73) (Mgr.)
 George Skinner (33)
 Bobby Slusher (59)
 Adrian Smith (57, 58)
 Bill Smith (56, 57, 58)
 G. J. Smith (73, 74, 75)
 G. K. Smith (21, 23)
 Mark Soderberg (70)
 Carey Spicer (29, 30, 31)
 Bill Spivey (50, 51)
 Vincent Splane (42)
 Carl Staker (40, 41, 42)
 Larry Stamper (71, 72, 73)
 Larry Steele (69, 70, 71)
 Gene Stewart (67)
 Bobby Stilz (36)
 C. P. St. John (04)
 N. Stone (08)
 John Stough (45, 48)
 Guy Strong (50)
 William Sturgill (45, 46)
 Bill Surface (Mgr.) (55)

— T —

Bob Tallent (66)
 Bob Taylor (35)
 Alan Theobald (Mgr. 68)
 H. C. Thomas (18, 19)
 Homer Thompson
 (37, 38, 39)

Tommy Thompson (Mgr.)
 (60)
 Milton Ticco
 (41, 42, 43)
 E. J. Tierney (35)
 Jack Tingle
 (44, 45, 46, 47)
 Garland Townes (50)
 Bill Trott (31)
 Lou Tsioropoulos
 (51, 52, 54)
 Jack Tucker (33, 34, 35)
 Paul Turrell (35)
 William P. Tuttle
 (12, 13, 14, 15)

— U —

Lovell Underwood
 (24, 25, 26)

— V —

Arthur Vastin (18)
 George Vulich (44, 45)

— W —

J. Rice Walker
 (36, 37, 38)
 Reggie Warford (76)
 L. B. Waters (05)
 Robert Watson
 (50, 51, 52)

A. J. Welsenberger (13)
 Wylie B. Wendt (06)
 Leo Wenkley (Mgr.) (30)
 Clint Wheeler (71)
 Lucian Whitaker
 (50, 51, 52)
 Waller White
 (40, 41, 42)
 Don Whitehead (44)
 E. Wilheling (21)
 W. G. Wilkinson (23)
 Maury Wilson
 (06, 07, 08)
 W. C. Wilson (13)
 Charles Worthington
 (31, 32)
 H. J. Wurtele (04)

— Y —

George Yates
 (30, 31, 33)
 Humzey Yessin (Mgr.)
 (46, 47, 48, 49)
 Rudy Yessin (44)

— Z —

George Zerfoss
 (16, 18)
 Karl Zerfoss
 (13, 14, 15, 16)
 Tom Zerfoss (14)

WHO WERE THE 'FABULOUS FIVE'?

The most frequently asked question tossed at basketball historians and sports authorities is "Who were the 'Fabulous Five' of Kentucky?" The answer is Alex Groza (center), Ralph Beard and Kenny Rollins (guards), Wah Wah Jones and Cliff Barker (forwards). This famous 1948 team, captained by Rollins, won 36 and lost 3 while sweeping to Kentucky's first NCAA title and went on to participate as a unit in the Olympic Games—helping the USA team capture the world championship. Rollins graduated after the '48 season, but the remaining foursome continued to play havoc with collegiate basketball and copped another NCAA title for Kentucky in 1949 on a record of 36-2.

KENTUCKY'S ALL-TIME RECORD 1903-1976

(73 Seasons — Won 1163, Lost 372, Ties 1)

HOME: Won 645, Lost 109

OTHER: Won 518, Lost 263, Tied 1

(No Schedule Played in 1952-53)

(Losses in Bold Face)

Date Team Site Ky. Opp.

1903—Won 1, Lost 2.

COACH: Unnamed
STARTERS: (A. C. Bush, B. W. Bush, Houlihan, Smith and Carter)

Feb. 6	Georgetown	(H)	6	15
Feb. 18	Lexington YMCA	(H)	11	10
Feb. 20	Kentucky U.	(H)	2	42
			19	69

1904—Won 1, Lost 4.

COACH: Leander E. Andrus, Mgr.
CAPTAIN: St. John (Guyn, Arnett, St. John, Wurtele, Coons)

Feb. 4	Georgetown	(A)	11	26
Feb. 11	Kentucky U.*	(A)	5	12
Feb. 13	Georgetown	(H)	10	22
Feb. 26	Kentucky U.	(A)	12	14
Mar. 1	Cincinnati	(H)	25	21

63 95

* Kentucky University (Transylvania) and Georgetown game at KU was called off because of failure to agree on a referee. State College (University of Kentucky) team was present and agreed to play. The offer was accepted and KU won, 12-5.

1905—Won 1, Lost 4.

COACH:
CAPTAIN: J. M. Coons

Jan. 13	Georgetown	(H)	9	14
Jan. 21	Cincinnati YMCA	(H)	22	43
Jan. 27	Kentucky U.	(H)	30	29
Feb. 4	Kentucky U.	(H)	1	22
Feb. 22	Kentucky U.	(H)	23	33

85 141

1906—Won 4, Lost 9.

COACH: W. B. Wendt (Mgr.)
CAPTAIN: D. P. Branson (Baer, Donan, Barbee, Wilson, Herman)

Jan. 11	Lexington YMCA*	(H)
Jan. 12	Miami (Ohio)	(H)	10	15
Jan. 19	Central U.	(H)	15	14
Jan. 20	Georgetown	(A)	9	34
Jan. 26	Central U.	(A)	17	15
Jan. 27	Cincinnati YMCA	(H)	16	29
Feb. 3	Christ Church, Cin.	(H)	24	38
Feb. 9	Georgetown	(H)	22	28
Feb. 12	New Albany YMCA	(A)	12	29
Feb. 13	Vernon College	(A)	34	14
Feb. 14	Moores Hill	(A)	32	11
Feb. 15	Christ Church, Cin.	(A)	17	54
Feb. 16	Cincinnati YMCA	(A)	9	38
Feb. 17	Miami (Ohio)	(A)	19	29

236 328

* W. B. Wendt on Jan. 9, 1909 verified that State College opened the 1906 season against Kentucky U. in the YMCA. Athletic committees of the two schools had cancelled all games after a fight at a football game in November, 1905. Wendt and the Kentucky U. manager agreed to play at the YMCA and list the State College foe as YMCA instead of Kentucky U. State College won but Mr. Wendt didn't remember the score, which he hadn't listed.

Date Team Site Ky. Opp.

1907—Won 3, Lost 6.

COACH: A. M. Kirby (Mgr.)
CAPTAIN: J. M. Wilson (Shanklin, Baer, Bryant, Barbee)

Jan. 16	Lexington YMCA	(H)	17	25
Jan. 19	Georgetown	(H)	16	15
Jan. 25	Central U.	(H)	22	9
Feb. 12	Central U.	(A)	23	25
Feb. 15	Kentucky U.	(H)	16	14
Feb. 21	Georgetown	(A)	8	19
Mar. 1	Lexington YMCA	(A)	22	41
Mar. 7	Kentucky U.	(A)	5	19
Mar. 9	Central U.	(H)	13	15

142 182

1907-08—Won 5, Lost 6.

COACH: J. S. Chambers (Mgr.)
CAPTAIN: Richard Barbee

Jan. 10	Lexington YMCA	(H)	19	29
Jan. 21	Kentucky U.	(H)	20	15
Jan. 25	Central U.	(A)	21	32
Feb. 4	Kentucky U.	(H)	20	15
Feb. 8	Louisville Coliseum	(H)	29	28
Feb. 11	Georgetown	(A)	22	30
Feb. 13	Central U.	(H)	31	20
Feb. 15	Lexington YMCA	(H)	19	23
Feb. 22	Louisville Coliseum	(A)	18	30
Mar. 3	Georgetown	(H)	18	13
Mar. 7	Central U.	(A)	10	29

227 264

1908-09—Won 5, Lost 4.

MGR.: J. S. Chambers
CAPTAIN: W. C. Fox

Jan. 9	Lexington High	(H)	29	9
Jan. 18	Advent Mem. Club	(A)	27	41
Jan. 19	Cincinnati	(A)	25	41
Jan. 27	Central U.	(H)	24	23
Feb. 6	Central U.	(A)	20	35
Feb. 8	Georgetown	(H)	45	32
Feb. 15	Georgetown	(A)	48	19
Feb. 19	Cincinnati	(H)	28	23
Feb. 26	Central U.	(H)	20	26

266 249

1909-10—Won 4, Lost 8.

COACH: R. E. Spahr and E. R. Sweetland
CAPTAIN: Bill Rodes

Jan. 8	Kentucky Wesleyan	(A)	14*	12
Jan. 22	Georgetown	(H)	31	11
Jan. 24	DePauw	(H)	11	24
Jan. 28	Central	(A)	17	87
Feb. 4	Georgetown	(A)	16	34
Feb. 7	Cincinnati	(A)	17	47
Feb. 9	DePauw	(A)	10	28
Feb. 10	Rose Poly	(A)	11	52
Feb. 16	Tennessee	(H)	20	5
Mar. 5	Central U.	(H)	13	31
Mar. 8	Georgetown	(H)	24	23
Mar. 11	Central	(A)	9	51

193 405

* Denotes one overtime period.

Date	Team	Site	Ky.	Opp.
1910-11—Won 5, Lost 6.				
COACH: H. J. Iddings				
CAPTAIN: J. H. Gaiser				
Jan. 13	Lexington High	(H)	29	36
Jan. 20	Transylvania	(H)	18	23
Jan. 27	Ky. Wesleyan	(A)	19	21
Feb. 4	Bethany	(H)	24	11
Feb. 9	Ohio Wesleyan	(A)	19	37
Feb. 10	Otterbein	(A)	27	41
Feb. 11	Cin. Christ's Church	(A)	21	32
Feb. 17	Georgetown	(A)	47	22
Feb. 23	Butler	(H)	21	16
Feb. 28	Transylvania	(A)	22	19
Mar. 3	Transylvania	(H)	30	24
			277	282

Date	Team	Site	Ky.	Opp.
1911-12—Won 9, Lost 0.				
COACH: E. R. Sweetland				
CAPTAIN: W. C. Harrison				
Jan. 5	Georgetown	(H)	38	12
Jan. 12	Central U.	(A)	32	13
Jan. 19	Miami (Ohio) U.	(H)	31	14
Feb. 1	Central U.	(H)	52	10
Feb. 7	Tennessee	(H)	27	15
Feb. 16	Lexington YMCA	(H)	32	20
Feb. 22	Vanderbilt	(H)	28	17
Feb. 23	Vanderbilt	(H)	22	18
Mar. 1	Georgetown	(A)	19	18
			281	137

SOUTHERN CHAMPIONS

Date	Team	Site	Ky.	Opp.
1912-13—Won 5, Lost 3.				
COACH: J. J. Tigert				
CAPTAIN: B. Barnett				
Jan. 24	Lexington YMCA	(H)	25	27
Feb. 8	Cincinnati	(H)	20	18
Feb. 13	Marietta	(H)	42	16
Feb. 15	Louisville	(H)	34	10
Feb. 19	Vanderbilt	(H)	17	24
Feb. 20	Vanderbilt	(H)	42	29
Feb. 27	Miami (Ohio) U.	(H)	24	16
Mar. 1	Cin. Christ's Church	(H)	19	30
			223	170

Date	Team	Site	Ky.	Opp.
1913-14—Won 11, Lost 2.				
COACH: Alpha Brumage				
CAPTAIN: William Tuttle				
Jan. 10	Ashland YMCA	(H)	28	15
Jan. 17	Louisville YMCA	(H)	30	21
Jan. 21	Marshall	(A)	46	6
Jan. 20	Ashland YMCA	(A)	30	19
Jan. 22	Virginia U.	(A)	23	39
Jan. 24	Va. Military Inst.	(A)	18	32
Jan. 31	Louisville YMHA	(H)	59	12
Feb. 7	Louisville	(H)	22	17
Feb. 11	Tennessee	(H)	20	14
Feb. 12	Tennessee	(H)	20	18
Feb. 21	Cincinnati	(H)	20	18
Feb. 23	Chattanooga	(H)	40	7
Feb. 28	Marietta	(H)	19	17
			375	235

Date	Team	Site	Ky.	Opp.
1914-15—Won 7, Lost 5.				
COACH: Alpha Brumage				
CAPTAIN: Ralph Morgan				
Jan. 16	Maryville	(H)	37	17
Jan. 22	Louisville	(H)	18	14
Jan. 30	St. Andrews	(H)	35	15
Feb. 4	Maryville	(A)	23	22
Feb. 5	Tennessee	(A)	21	36
Feb. 6	Tennessee	(A)	22	27
Feb. 12	Vanderbilt	(H)	34	39
Feb. 13	Vanderbilt	(H)	36	24

Date	Team	Site	Ky.	Opp.
Feb. 17	Tennessee	(H)	22	13
Feb. 18	Tennessee	(H)	20	18
Feb. 26	St. Andrews	(A)	25	50
Feb. 27	Louisville	(A)	15	26
			308	301

Date	Team	Site	Ky.	Opp.
1915-16—Won 8, Lost 6.				
COACH: James Park				
CAPTAIN: K. P. Zerfoss				
Jan. 14	Cincinnati	(A)	39	24
Jan. 18	Georgetown	(A)	29	22
Jan. 31	Georgetown	(H)	30	22
Feb. 4	Vanderbilt	(H)	25	39
Feb. 5	Vanderbilt	(H)	20	23
Feb. 12	Louisville	(H)	22	28
Feb. 15	Centre	(A)	38	5
Feb. 19	Cincinnati	(H)	34	10
Feb. 22	Louisville	(A)	32	24
Feb. 23	Tennessee	(H)	17	28
Feb. 26	Maryville	(H)	36	25
Feb. 29	Centre	(H)	38	14
Mar. 3	Marietta	(H)	22	27
Mar. 4	Marietta	(H)	23	27
			405	318

Date	Team	Site	Ky.	Opp.
1916-17—Won 4, Lost 6.				
COACH: W. P. Tuttle				
CAPTAIN: Robert Y. Ireland				
Jan. 17	Centre	(H)	31	21
Jan. 27	Georgetown	(A)	19	22
Jan. 30	Rose Polytechnic	(H)	33	12
Feb. 9	Tennessee	(H)	20	23
Feb. 10	Tennessee	(H)	19	22
Feb. 16	Centre	(A)	24	28
Feb. 21	Georgetown	(H)	32	18
Mar. 1	Cumberland	(A)	48	20
Mar. 2	Tennessee	(A)	26	27
Mar. 3	Tennessee	(A)	10	30
			262	223

Date	Team	Site	Ky.	Opp.
1917-18—Won 9, Lost 2, Tied 1.				
COACH: S. A. Boles				
CAPTAIN: Patrick Campbell				
Jan. 9	Ky. Wesleyan	(H)	23	13
Jan. 17	Centre	(A)	21	29
Jan. 24	Georgetown	(H)	22	18
Feb. 7	Tennessee	(H)	33	26
Feb. 8	Tennessee	(H)	40	12
Feb. 9	Ky. Wesleyan	(A)	21	21
(This unique tie game resulted from scorer's error which was not discovered until after teams' departures. The contest was re-scheduled but never played for unknown reasons.)				
Feb. 14	Georgetown	(A)	25	16
Feb. 21	Centre	(H)	22***	20
Feb. 28	Cumberland	(A)	42	21
Mar. 1	Tennessee	(A)	29	18
Mar. 2	Tennessee	(A)	32	20

Date	Team	Site	Ky.	Opp.
POST-SEASON GAME (For State Championship)				
Mar. 9	Centre	(N1)	12	22
			322	236

*** Denotes 3 overtime periods.
(N1) Louisville

Date	Team	Site	Ky.	Opp.
1918-19—Won 6, Lost 8.				
COACH: Andrew Gill				
CAPTAIN: J. A. Dishman				
Jan. 13	Ky. Wesleyan	(H)	46	5
Jan. 18	Georgetown	(H)	30	32
Jan. 25	Centre	(A)	30	38
Jan. 31	Cincinnati	(A)	18	28
Feb. 6	Chattanooga	(A)	28	25
Feb. 7	Tennessee	(A)	22	40
Feb. 8	Cumberland	(A)	22	21
Feb. 14	Vanderbilt	(H)	26	36

Date	Team	Site	Ky.	Opp.
Feb. 15	Georgetown	(A)	18	22
Feb. 21	Cincinnati	(H)	34	21
Feb. 22	Ky. Wesleyan	(H)	18	13
Feb. 24	Centre	(H)	10	21
Feb. 28	Tennessee	(H)	30	14
Mar. 8	Miami (Ohio) U.	(H)	14	38
			346	354

1919-20—Won 5, Lost 7.

COACH: George C. Buchheit
CAPTAIN: J. C. Everett

Jan. 17	Cincinnati	(A)	11	13
Jan. 22	Maryville	(H)	27	16
Jan. 31	Georgetown	(H)	25	14
Feb. 5	Tennessee	(H)	24	29
Feb. 7	Tennessee	(H)	26	27
Feb. 14	Centre	(A)	15	44
Feb. 17	Georgetown	(A)	28	16
Feb. 21	Ky. Wesleyan	(H)	43	13
Feb. 26	Cumberland	(A)	21	30
Feb. 27	Tennessee	(A)	25	28
Feb. 28	Tennessee	(A)	36	25
Mar. 6	Centre	(H)	18	*20
			299	275

1920-21—Won 13, Lost 1.

COACH: George C. Buchheit
CAPTAIN: Basil Hayden

Jan. 12	Ky. Wesleyan	(H)	38	13
Jan. 15	Cumberland	(H)	37	21
Jan. 18	Georgetown	(H)	38	23
Jan. 21	Chattanooga	(H)	42	10
Jan. 26	Cincinnati	(A)	26	19
Jan. 29	Auburn	(H)	40	25
Feb. 8	Centre	(A)	27	29
Feb. 15	Georgetown	(A)	56	11
Feb. 18	Centre	(H)	20	13
Feb. 22	Vanderbilt	(H)	39	18

SIAA TOURNAMENT (Atlanta, Ga.)

Feb. 25	Tulane		50	28
Feb. 26	Mercer		49	24
Feb. 28	Mississippi A & M		28	13
Mar. 1	Georgia (championship)		20	19
			510	266

1921-22—Won 10, Lost 6.

COACH: George C. Buchheit
CAPTAIN: R. E. Lavin

Jan. 14	Georgetown	(H)	17	26
Jan. 17	Louisville	(A)	38	14
Jan. 18	Vanderbilt	(A)	12	22
Jan. 21	Louisville	(H)	29	22
Jan. 26	Miss. A & M	(H)	28	21
Jan. 27	Marshall	(H)	34	12
Feb. 4	Centre	(A)	27	21
Feb. 6	Georgetown	(A)	26	17
Feb. 8	Washington & Lee	(A)	21	20
Feb. 9	Va. Military Inst.	(A)	32	37
Feb. 11	Georgetown U.	(A)	23	28
Feb. 13	Virginia	(A)	30	32
Feb. 16	Clemson	(H)	38	14
Feb. 20	Centre	(H)	40	23

SIAA TOURNAMENT (Atlanta, Ga.)

Feb. 24	Georgetown		41	21
Feb. 25	Mercer		22	35
			457	361

1922-23—Won 3, Lost 10.

COACH: George C. Buchheit
CAPTAIN: Fred Fest

Jan. 13	Georgetown	(A)	24	13
Jan. 20	Tennessee	(A)	26	30
Jan. 22	Chattanooga	(H)	25	18
Jan. 25	Alabama	(H)	35	45
Jan. 27	Centre	(H)	14	21

Date	Team	Site	Ky.	Opp.
Feb. 3	Georgia	(H)	19	23
Feb. 5	Cincinnati	(A)	24	33
Feb. 7	Centenary	(H)	21	38
Feb. 10	Tennessee	(H)	23	28
Feb. 14	Centre	(A)	10	17
Feb. 15	Clemson	(H)	17	30
Feb. 19	Georgetown	(H)	21	48
Feb. 23	Sewanee	(H)	30	14

289 348

1923-24—Won 13, Lost 3.

COACH: G. C. Buchheit
CAPTAIN: A. T. Rice

Jan. 1	Vanderbilt	(H)	33	13
Jan. 8	Mexico YMCA	(H)	25	14
Jan. 12	Georgetown	(A)	32	24
Jan. 14	Miss. A & M	(H)	16	17
Jan. 15	Sewanee	(H)	50	15
Jan. 18	Tennessee	(A)	13	20
Jan. 19	Chattanooga	(A)	24	23
Feb. 4	West Virginia	(H)	24	21
Feb. 9	Centre	(A)	27	18
Feb. 11	Georgetown	(H)	39	35
Feb. 13	Clemson	(H)	38	13
Feb. 14	Virginia	(H)	29	16
Feb. 19	Virginia Tech	(H)	36	14
Feb. 21	Centre	(H)	38	24
Feb. 23	Georgia Tech	(H)	33	27

SIAA TOURNAMENT (Atlanta, Ga.)

Feb. 29	North Carolina		20	41
			477	335

ALUMNI GYM ERA (1924-1950)

1924-25—Won 13, Lost 8.

COACH: C. O. Applegran
CAPTAIN: James McFarland

Dec. 13	Cincinnati	(H)	28	23
Dec. 18	Indiana	(H)	18	20
Dec. 20	Michigan	(H)	11	21
Jan. 3	Cincinnati	(A)	20	24
Jan. 5	Illinois	(A)	26	36
Jan. 6	Wabash	(A)	11	57
Jan. 9	Mississippi	(H)	26	23
Jan. 10	Georgetown	(H)	25	17
Jan. 17	Centre	(H)	33	26
Jan. 30	Washington & Lee	(H)	28	22
Feb. 2	West Virginia	(H)	29	19
Feb. 5	Alabama	(A)	15	24
Feb. 6	Georgia Tech	(A)	18	16
Feb. 7	Georgia	(A)	24	28
Feb. 9	Tennessee	(A)	35	22
Feb. 12	Tulane	(A)	29	22
Feb. 14	Georgetown	(A)	36	21
Feb. 18	Tennessee	(H)	26	21
Feb. 21	Centre	(H)	39	10

SOUTHERN CONF. TOUR. (Atlanta, Ga.)

Feb. 27	Mississippi A&M		31	26
Feb. 28	Georgia		31	32
			539	510

1925-26—Won 15, Lost 3.

COACH: Ray Eklund
CAPTAIN: Burgess Carey

Dec. 19	DePauw	(H)	29	38
Jan. 5	Indiana	(A)	23	34
Jan. 9	Berea	(H)	37	23
Jan. 12	Georgetown	(A)	36	21
Jan. 16	Georgia Tech	(H)	25	24
Jan. 22	Centre	(H)	45	25
Jan. 30	Georgetown	(H)	25	20
Feb. 1	Alabama	(H)	27	16
Feb. 4	Centre	(A)	46	19
Feb. 5	Washington & Lee	(H)	44	34
Feb. 8	Auburn	(H)	35	26

Date	Team	Site	Ky.	Opp.
Feb. 12	Tennessee	(A)	51	17
Feb. 15	Georgia	(A)	22	18
Feb. 18	Tennessee	(H)	27	21
Feb. 20	Vanderbilt	(H)	30	20

SOUTHERN CONF. TOUR. (Atlanta, Ga.)

Feb. 26	Va. Military Inst.		38	25
Feb. 27	Georgia		39	34
Mar. 1	Mississippi A&M		26	31
			605	446

1926-27—Won 3, Lost 13.

COACH: Basil Hayden
CAPTAIN: Paul Jenkins

Dec. 18	Cincinnati	(H)	10	48
Dec. 21	Indiana	(H)	19	38
Dec. 29	Cincinnati	(A)	23	51
Dec. 31	Princeton	(H)	26	30
Jan. 3	Florida	(H)	43	36
Jan. 10	Ky. Wesleyan	(A)	25	31
Jan. 15	Vanderbilt	(H)	32	48
Jan. 21	Tennessee	(A)	14	19
Jan. 22	Georgia Tech	(A)	16	48
Jan. 29	Centre	(H)	27	25
Feb. 1	Georgetown	(A)	19	26
Feb. 4	Washington & Lee	(H)	34	36
Feb. 7	West Virginia	(H)	26	44
Feb. 11	Mississippi	(H)	17	37
Feb. 12	Centre	(A)	22	16
Feb. 19	Tennessee	(H)	21	30
			374	563

1927-28—Won 12, Lost 6.

COACH: John Mauer
CAPTAIN: Paul Jenkins

Dec. 16	Clemson	(H)	33	17
Dec. 20	Miami (Ohio) U.	(H)	31	36
Jan. 4	Berea	(H)	37	16
Jan. 9	Centre	(A)	36	25
Jan. 14	Vanderbilt	(H)	43	23
Jan. 16	Virginia	(A)	31	28
Jan. 18	Naval Academy	(A)	26	32
Jan. 19	Maryland	(A)	7	37
Jan. 28	Tennessee	(H)	48	18
Feb. 3	Washington & Lee	(H)	34	28
Feb. 4	Indiana	(A)	29	48
Feb. 8	Vanderbilt	(A)	54	29
Feb. 9	Tennessee	(A)	43	16
Feb. 11	Georgia Tech	(H)	31	35
Feb. 18	Centre	(H)	30	20

SOUTHERN CONF. TOUR. (Atlanta, Ga.)

Feb. 24	South Carolina		56	40
Feb. 25	Georgia		33	16
Feb. 27	Mississippi		28	41
			630	505

1928-29—Won 12, Lost 5.

COACH: John Mauer
CAPTAIN: Lawrence McGinnis

Dec. 15	Eastern Normal	(H)	35	10
Dec. 21	Miami (Ohio) U.	(H)	43***	42
Jan. 4	North Carolina	(H)	15	25
Jan. 12	Notre Dame	(A)	19	16
Jan. 16	Georgia Tech	(A)	19	33
Jan. 17	Tennessee	(A)	35	29
Jan. 19	Tennessee	(H)	27	22
Jan. 26	Alabama	(H)	26	27
Feb. 1	Mississippi A&M	(A)	25	23
Feb. 2	Mississippi A&M	(A)	32	14
Feb. 3	Tulane	(A)	22	34
Feb. 8	Washington & Lee	(H)	31	30
Feb. 13	Centre	(H)	47	11
Feb. 22	Mississippi	(H)	35	30
Feb. 23	Mississippi	(H)	32	24

SOUTHERN CONF. TOUR. (Atlanta, Ga.)

Mar. 1	Tulane		29	15
Mar. 2	Georgia		24	26

*** Denotes 3 overtime periods. 496 411

1929-30—Won 16, Lost 3.

COACH: John Mauer
CAPTAIN: Paul McBrayer

Dec. 14	Georgetown	(H)	46	9
Dec. 20	Miami (Ohio) U.	(H)	35	20
Dec. 31	Berea	(H)	29	26
Jan. 3	Clemson	(H)	31	15
Jan. 10	Creighton	(H)	27	28
Jan. 11	Creighton	(H)	25	21
Jan. 18	Tennessee	(H)	23	20
Jan. 24	Mississippi A&M	(H)	43	17
Jan. 25	Mississippi A&M	(H)	20	14
Jan. 31	Tennessee	(A)	26	29
Feb. 1	Georgia	(A)	22	21
Feb. 3	Clemson	(A)	34	20
Feb. 8	Georgia Tech	(H)	39	19
Feb. 14	Georgia	(H)	36	23
Feb. 18	Ky. Wesleyan	(H)	32	20
Feb. 22	Washington & Lee	(H)	28	*26

SOUTHERN CONF. TOUR. (Atlanta, Ga.)

Feb. 28	Maryland		26	21
Mar. 1	Sewanee		44	22
Mar. 3	Duke		32	37

599 408

* Denotes overtime period.

ADOLPH RUPP ERA

1930-31—Won 15, Lost 3.

COACH: Adolph Rupp
CAPTAIN: Carey Spicer

Dec. 18	Georgetown	(H)	67	19
Dec. 27	Marshall	(H)	42	26
Dec. 31	Berea	(H)	41	25
Jan. 3	Clemson	(H)	33	21
Jan. 10	Tennessee	(H)	31	23
Jan. 16	Chattanooga	(H)	55	18
Jan. 21	Vanderbilt	(A)	42	37
Jan. 31	Tennessee	(A)	36	*32
Feb. 6	Washington & Lee	(H)	23	18
Feb. 9	Georgia Tech	(H)	38	34
Feb. 13	Georgia	(A)	16	25
Feb. 14	Clemson	(A)	26	29
Feb. 16	Georgia Tech	(A)	35	16
Feb. 20	Vanderbilt	(H)	43	23

SOUTHERN CONF. TOUR. (Atlanta, Ga.)

Feb. 27	North Carolina State		33	28
Feb. 28	Duke		35	30
Mar. 2	Florida		56	36
Mar. 3	Maryland (finals)		27	29

* Denotes overtime period.

679 469

1931-32—Won 15, Lost 2.

COACH: Adolph Rupp
CAPTAIN: Ellis Johnson

Dec. 15	Georgetown	(H)	66	24
Dec. 18	Carnegie Tech	(H)	36	34
Dec. 23	Berea	(H)	52	27
Dec. 30	Marshall	(H)	46	16
Jan. 2	Clemson	(H)	43	24
Jan. 14	Clemson	(A)	30	17
Jan. 15	Sewanee	(A)	30	20
Jan. 16	Tennessee	(A)	29	28
Jan. 21	Chattanooga	(H)	51	17
Jan. 30	Washington & Lee	(H)	48	28
Feb. 6	Duke	(H)	37	30
Feb. 8	Alabama	(H)	50	22
Feb. 10	Vanderbilt	(A)	61	37
Feb. 13	Tennessee	(H)	41	27
Feb. 20	Vanderbilt	(H)	31	32

SOUTHERN CONF. TOUR. (Atlanta, Ga.)

Feb. 26	Tulane		50	30
Feb. 27	North Carolina		42	43

743 456

Date	Team	Site	Ky.	Opp.
1932-33—Won 20, Lost 3.				
COACH: Adolph Rupp				
CAPTAIN: Forest Sale				
Dec. 12	Georgetown	(H)	62	21
Dec. 17	Marshall	(N1)	57	23
Dec. 20	Tulane	(H)	53	17
Dec. 21	Tulane	(H)	42	11
Dec. 30	Chicago	(A)	58	26
Jan. 2	Ohio State	(H)	30	46
Jan. 6	Creighton	(A)	32	26
Jan. 7	Creighton	(A)	22	34
Jan. 10	South Carolina	(H)	44	36
Jan. 14	Tennessee	(A)	42	21
Jan. 16	Clemson	(H)	67	18
Jan. 28	Tennessee	(H)	44	23
Jan. 31	Vanderbilt	(A)	40	29
Feb. 1	Clemson	(A)	42	32
Feb. 2	South Carolina	(A)	38	44
Feb. 6	Mexico U.	(H)	81	22
Feb. 11	Georgia Tech	(H)	45	22
Feb. 13	Alabama	(N2)	35	21
Feb. 18	Vanderbilt	(H)	45	28

SEC TOURNAMENT (Atlanta, Ga.)

Feb. 25	Mississippi		49	31
Feb. 26	Florida		48	24
Feb. 27	L.S.U.		51	38
Feb. 28	Mississippi State (championship)		46	27

SEC CHAMPIONS 1073 630

(N1) Ashland, Ky. (N2) Birmingham

1933-34—Won 16, Lost 1.

COACH: Adolph Rupp
CAPTAIN: John DeMoisey

Dec. 5	Alumni	(H)	53	20
Dec. 9	Georgetown	(H)	41	12
Dec. 14	Marshall	(H)	48	26
Dec. 16	Cincinnati	(H)	31	25
Dec. 21	Tulane	(A)	32	22
Dec. 22	Tulane	(A)	42	29
Jan. 12	Sewanee	(A)	55	16
Jan. 13	Tennessee	(A)	44	23
Jan. 20	Chattanooga	(H)	47	20
Jan. 27	Tennessee	(H)	53	26
Feb. 1	Alabama	(N1)	33	28
Feb. 3	Vanderbilt	(A)	48	26
Feb. 8	Alabama	(H)	26	21
Feb. 10	Georgia Tech	(H)	49	25
Feb. 15	Sewanee	(H)	60	15
Feb. 17	Vanderbilt	(H)	47	27

SEC TOURNAMENT (Atlanta, Ga.)

Feb. 24 Florida 32 38

(N1) Birmingham 741 399

1934-35—Won 19, Lost 2.

COACH: Adolph Rupp
CO-CAPTAINS: Dave Lawrence
and Jack Tucker

Dec. 10	Alumni	(H)	61	10
Dec. 13	Oglethorpe	(H)	81	12
Dec. 20	Tulane	(A)	38	9
Dec. 21	Tulane	(A)	52	12
Jan. 2	Chicago	(H)	42	16
Jan. 5	New York U.	(A)	22	23
Jan. 18	Tulane	(H)	63	22
Jan. 19	Tulane	(H)	55	12
Jan. 22	Chattanooga	(H)	66	19
Jan. 26	Tennessee	(H)	48	21
Feb. 1	Alabama	(N1)	33	26
Feb. 2	Vanderbilt	(A)	58	22
Feb. 5	Xavier	(A)	40	27
Feb. 9	Georgia Tech	(H)	57	30
Feb. 11	Alabama	(H)	25	16
Feb. 13	Michigan State	(A)	26	32

Date	Team	Site	Ky.	Opp.
Feb. 16	Tennessee	(A)	38	36
Feb. 22	Creighton	(H)	63	42
Feb. 23	Creighton	(H)	24	13
Mar. 2	Vanderbilt	(H)	53	19
Mar. 7	Xavier	(H)	46	29

SEC CO-CHAMPIONS 991 448
(N1) Birmingham

1935-36—Won 15, Lost 6.

COACH: Adolph Rupp
CAPTAIN: Milerd Anderson

Dec. 6	Georgetown	(H)	42	17
Dec. 17	Berea	(H)	58	30
Dec. 23	Pittsburgh	(H)	35	17
Jan. 8	New York U.	(A)	28	41
Jan. 14	Xavier	(A)	36	32
Jan. 17	Tulane	(H)	49	24
Jan. 18	Tulane	(H)	39	21
Jan. 21	Michigan State	(H)	27	19
Jan. 25	Tennessee	(H)	40	31
Feb. 1	Vanderbilt	(A)	23	32
Feb. 3	Alabama	(A)	32	30
Feb. 7	Alabama	(H)	40	34
Feb. 10	Notre Dame	(A)	20	41
Feb. 11	Butler	(A)	39	28
Feb. 15	Tennessee	(A)	28	39
Feb. 18	Xavier	(H)	49	40
Feb. 21	Creighton	(H)	68	38
Feb. 22	Creighton	(H)	29	31
Feb. 24	Vanderbilt	(H)	61	41

SEC TOURNAMENT (Knoxville, Tenn.)

Feb. 28 Mississippi State 41 39
Mar. 1 Tennessee 28 39

812 664

1936-37—Won 17, Lost 5.

COACH: Adolph Rupp
CAPTAIN: Warfield Donohue

Dec. 9	Georgetown	(H)	46	21
Dec. 12	Berea	(H)	70	26
Dec. 15	Xavier	(A)	34	28
Dec. 21	Centenary	(H)	37	19
Jan. 2	Michigan State	(H)	28	21
Jan. 5	Notre Dame	(N1)	28	41
Jan. 8	Creighton	(H)	59	36
Jan. 14	Michigan State	(A)	23	24
Jan. 16	Akron U.	(N2)	32	22
Jan. 23	Tennessee	(H)	43	26
Jan. 30	Vanderbilt	(A)	41	26
Feb. 1	Alabama	(N3)	38	27
Feb. 3	Tulane	(A)	28	35
Feb. 4	Tulane	(A)	28	25
Feb. 8	Mexico U.	(H)	60	30
Feb. 10	Alabama	(H)	31	34
Feb. 13	Tennessee	(A)	24	26
Feb. 20	Vanderbilt	(H)	51	19
Feb. 22	Xavier	(H)	23	15

SEC TOURNAMENT (Knoxville, Tenn.)

Feb. 26 Louisiana State 57 37
Feb. 28 Georgia Tech 40 30
Mar. 1 Tennessee (championship) 39 25

SEC CHAMPIONS 860 593

(N1) Louisville (N2) Cincinnati (N3) Birmingham

1937-38—Won 13, Lost 5.

COACH: Adolph Rupp
CAPTAIN: J. Rice Walker

Dec. 5	Berea	(H)	67	33
Dec. 18	Cincinnati	(H)	38	21
Dec. 22	Centenary	(H)	35	25

Date	Team	Site	Ky.	Opp.
SUGAR BOWL TOURNAMENT New Orleans, La.				
Dec. 29	Pittsburgh (championship)		40	29
Jan. 8	Michigan State	(A)	37	42
Jan. 10	Detroit	(A)	26	34
Jan. 15	Notre Dame	(A)	37	47
Jan. 22	Tennessee	(H)	52	27
Jan. 29	Vanderbilt	(A)	42	19
Jan. 31	Alabama	(N1)	57	31
Feb. 5	Xavier	(A)	32	39
Feb. 7	Michigan State	(H)	44	27
Feb. 12	Alabama	(H)	27	21
Feb. 14	Marquette	(H)	35	33
Feb. 17	Xavier	(H)	45	29
Feb. 21	Vanderbilt	(H)	48	24
Feb. 26	Tennessee	(A)	29	26

SEC TOURNAMENT (Baton Rouge, La.)				
Mar. 3	Tulane		34	36
(N1) Birmingham			725	541

1938-39—Won 16, Lost 4.

COACH: Adolph Rupp
CAPTAIN: Bernard Opper

Dec. 2	Georgetown	(H)	39	19
Dec. 10	Ky. Wesleyan	(H)	57	18
Dec. 17	Cincinnati	(H)	44	27
Dec. 21	Washington & Lee	(H)	67	47
Jan. 4	Long Island	(A)	34	52
Jan. 6	St. Joseph's	(A)	41	30
Jan. 14	Notre Dame	(N1)	37	42
Jan. 21	Tennessee	(H)	29	30
Jan. 28	Alabama	(N2)	38	41
Jan. 30	Vanderbilt	(A)	51	37
Feb. 4	Marquette	(H)	37	31
Feb. 8	Xavier	(A)	41	31
Feb. 11	Alabama	(H)	45	27
Feb. 13	Mississippi State	(H)	39	28
Feb. 18	Tennessee	(A)	36	**34
Feb. 21	Xavier	(H)	43	23
Feb. 25	Vanderbilt	(H)	52	27

SEC TOURNAMENT (Knoxville, Tenn.)				
Mar. 2	Mississippi		49	30
Mar. 3	Louisiana State		53	34
Mar. 4	Tennessee (championship)		46	38
			878	646

SEC CHAMPIONS

(N1) Louisville (N2) Birmingham

** Denotes 2 overtime periods

1939-40—Won 15, Lost 6.

COACH: Adolph Rupp
CAPTAIN: Layton Rouse

Dec. 9	Berea	(H)	74	24
Dec. 16	Cincinnati	(H)	30	39
Dec. 21	Clemson	(A)	55	31
SUGAR BOWL (New Orleans, La.)				
Dec. 27	Ohio State (championship)		36	30
Jan. 1	Kansas State	(H)	53	26
Jan. 6	Xavier	(A)	42	41
Jan. 8	West Virginia	(H)	47	38
Jan. 13	Notre Dame	(A)	47	52
Jan. 20	Tennessee	(H)	35	26
Jan. 27	Alabama	(N1)	32	36
Jan. 29	Vanderbilt	(A)	32	40
Feb. 3	Marquette	(A)	51	45
Feb. 10	Alabama	(H)	46	18
Feb. 12	Xavier	(H)	37	29
Feb. 13	Mississippi State	(H)	45	37
Feb. 17	Tennessee	(A)	23	27
Feb. 19	Georgia Tech	(A)	39	44
Feb. 24	Vanderbilt	(H)	43	38

Date	Team	Site	Ky.	Opp.
SEC TOURNAMENT (Knoxville, Tenn.)				
Feb. 29	Vanderbilt		44	31
Mar. 1	Tennessee		30	29
Mar. 2	Georgia (championship)		51	43
			892	724

SEC CHAMPIONS (N1) Birmingham

1940-41—Won 17, Lost 8.

COACH: Adolph Rupp
CAPTAIN: Lee Huber

Dec. 7	Alumni	(H)	62	25
Dec. 12	West Virginia	(H)	46	34
Dec. 13	Maryville	(H)	53	14
Dec. 18	Nebraska	(A)	39	40
Dec. 19	Creighton	(A)	45	54
Dec. 20	Kansas State	(A)	28	25
Dec. 27	Centenary	(H)	70	18

SUGAR BOWL (New Orleans, La.)

Dec. 30	Indiana		45	48
Jan. 4	Notre Dame	(N1)	47	48
Jan. 9	Xavier	(A)	48	43
Jan. 11	West Virginia	(A)	43	56
Jan. 18	Tennessee	(A)	22	32
Jan. 20	Georgia Tech	(A)	47	37
Jan. 25	Xavier	(H)	44	49
Feb. 1	Vanderbilt	(A)	51	50
Feb. 3	Alabama	(A)	38	36
Feb. 8	Alabama	(H)	46	38
Feb. 10	Mississippi	(H)	60	41
Feb. 15	Tennessee	(H)	37	28
Feb. 17	Georgia Tech	(H)	60	41
Feb. 24	Vanderbilt	(H)	58	31

SEC TOURNAMENT (Louisville, Ky.)

Feb. 27	Mississippi		62	52
Feb. 28	Tulane		59	30
Mar. 1	Alabama		39	37
Mar. 2	Tennessee		33	36
			1182	943

(N1) Louisville

1941-42—Won 19, Lost 6.

COACH: Adolph Rupp
CAPTAIN: Carl Staker

Dec. 6	Miami (Ohio) U.	(H)	35	21
Dec. 13	Ohio State	(A)	41	43
Dec. 16	Nebraska	(H)	42	27
Dec. 22	South Carolina	(H)	64	25
Dec. 30	Texas A&M	(H)	49	29
Jan. 2	Washington & Lee	(H)	62	32
Jan. 10	Xavier	(A)	40	39
Jan. 17	Tennessee	(A)	40	46
Jan. 19	Georgia	(A)	51	26
Jan. 20	Georgia Tech	(A)	63	53
Jan. 24	Mexico	(H)	56	26
Jan. 31	Georgia	(H)	55	38
Feb. 2	Alabama	(A)	35	41
Feb. 7	Notre Dame	(A)	43	46
Feb. 9	Alabama	(H)	50	34
Feb. 14	Tennessee	(A)	36	33
Feb. 16	Georgia Tech	(H)	57	51
Feb. 21	Xavier	(H)	44	36

SEC TOURNAMENT Louisville, Ky.

Feb. 26	Florida		42	36
Feb. 27	Mississippi		59	32
Feb. 28	Auburn		40	31
Mar. 1	Alabama (championship)		36	34

SEC CHAMPIONS

POST SEASON GAME (Louisville, Ky.)

Mar. 14	Great Lakes		47	58
---------	-------------	--	----	----

Date	Team	Site	Ky.	Opp.
NCAA TOURNAMENT (New Orleans, La.)				
Mar. 20	Illinois		46	44
Mar. 21	Dartmouth		28	47
			1161	928

1942-43—Won 17, Lost 6.

COACH: Adolph Rupp
CAPTAIN: Melvin Brewer

Dec. 12	Cincinnati	(H)	61	39
Dec. 19	Washington	(H)	45	38
Dec. 23	Indiana	(N1)	52	58
Jan. 2	Ohio State	(H)	40	45
Jan. 4	Ft. Knox	(H)	64	30
Jan. 9	Xavier	(A)	43	38
Jan. 16	Tennessee	(A)	30	28
Jan. 18	Georgia	(A)	60	28
Jan. 19	Georgia Tech	(A)	38	36
Jan. 23	Notre Dame	(N1)	60	55
Jan. 26	Vanderbilt	(H)	39	38
Jan. 30	Alabama	(A)	32	41
Feb. 1	Vanderbilt	(A)	54	43
Feb. 6	Alabama	(H)	67	41
Feb. 8	Xavier	(H)	48	36
Feb. 13	Tennessee	(H)	53	29
Feb. 15	Georgia Tech	(H)	58	31
Feb. 20	De Paul	(A)	44	53

SEC TOURNAMENT
Louisville, Ky.

Feb. 25	Tulane		48	31
Feb. 26	Georgia		59	30
Feb. 27	Mississippi State		52	43
Feb. 28	Tennessee		30	33

POST-SEASON GAME (N1)

Mar. 6	Great Lakes		39	53
(N1) Louisville			1124	887

1943-44—Won 19, Lost 2.

COACH: Adolph Rupp
CAPTAIN:

Dec. 1	Ft. Knox	(H)	51	18
Dec. 4	Berea (Naval V-12)	(H)	54	40
Dec. 11	Indiana	(N1)	66	41
Dec. 13	Ohio State	(A)	40	28
Dec. 18	Cincinnati	(H)	58	30
Dec. 20	Illinois	(A)	41	43
Dec. 28	Carnegie Tech	(A)	61	14
Dec. 30	St. John's	(A)	44	38
Jan. 8	Notre Dame	(N1)	55	54
Jan. 15	Wright Field	(H)	61	28
Jan. 31	Ft. Knox A.R.C.	(H)	76	48
Feb. 5	DePauw	(H)	38	35
Feb. 7	Illinois	(H)	51	40
Feb. 12	Cincinnati	(A)	38	35
Feb. 26	Ohio U.	(H)	51	35

SEC TOURNAMENT (Louisville, Ky.)

Mar. 2	Georgia		57	29
Mar. 3	Louisiana State		55	28
Mar. 4	Tulane (championship)		62	46

SEC CHAMPIONS

NATIONAL INVITATION TOUR. (New York)

Mar. 20	Utah		46	38
Mar. 22	St. John's		45	48
Mar. 26	Oklahoma A&M (consolation)		45	29

(N1) Louisville			1095	745
-----------------	--	--	------	-----

1944-45—Won 22, Lost 4.

COACH: Adolph Rupp
CAPTAIN:

Dec. 2	Ft. Knox	(H)	56	23
Dec. 4	Berea	(H)	56	32

Date	Team	Site	Ky.	Opp.
Dec. 9	Cincinnati	(H)	66	24
Dec. 16	Indiana	(N1)	61	43
Dec. 23	Ohio State	(H)	53	*48
Dec. 26	Wyoming	(N2)	50	46
Dec. 30	Temple	(A)	45	44
Jan. 1	Long Island	(A)	62	*52
Jan. 6	Ohio U.	(H)	59	46
Jan. 8	Arkansas State	(H)	75	6
Jan. 13	Michigan State	(H)	66	35
Jan. 20	Tennessee	(A)	34	35
Jan. 22	Georgia Tech	(A)	64	58
Jan. 27	Notre Dame	(N1)	58	*59
Jan. 29	Georgia	(H)	73	37
Feb. 3	Georgia Tech	(H)	51	32
Feb. 5	Michigan State	(A)	50	66
Feb. 17	Tennessee	(H)	40	34
Feb. 19	Ohio U.	(A)	61	38
Feb. 24	Cincinnati	(A)	65	35

SEC TOURNAMENT (Louisville, Ky.)

Mar. 1	Florida		57	35
Mar. 2	Louisiana State		68	37
Mar. 3	Alabama		52	41
Mar. 3	Tennessee (championship)		39	35

SEC CHAMPIONS

NCAA TOURNAMENT (New York)

Mar. 20	Ohio State		37	45
Mar. 21	Tufts (consolation)		66	56

* Denotes overtime period. 1464 1042

(N1) Louisville

(N2) Buffalo, N. Y.

1945-46—Won 28, Lost 2.

COACH: Adolph Rupp
CAPTAIN: Jack Parkinson

Dec. 1	Ft. Knox	(H)	59	36
Dec. 7	Western Ontario	(H)	51	42
Dec. 8	Western Ontario	(H)	71	28
Dec. 15	Cincinnati	(H)	67	31
Dec. 18	Arkansas	(H)	67	42
Dec. 21	Oklahoma	(H)	43	33
Dec. 29	St. John's	(A)	73	59
Jan. 1	Temple	(A)	45	53
Jan. 5	Ohio U.	(H)	57	48
Jan. 7	Fort Benning	(H)	81	25
Jan. 12	Michigan State	(A)	55	44
Jan. 14	Xavier	(A)	62	36
Jan. 19	Tennessee	(A)	50	32
Jan. 21	Georgia Tech	(A)	68	43
Jan. 26	Notre Dame	(N1)	47	56
Jan. 28	Georgia Tech	(H)	54	26
Feb. 2	Michigan State	(H)	59	51
Feb. 4	Vanderbilt	(A)	59	37
Feb. 9	Vanderbilt	(N2)	64	31
Feb. 16	Tennessee	(H)	54	34
Feb. 19	Ohio U.	(A)	60	52
Feb. 23	Xavier	(H)	83	40

SEC TOURNAMENT (Louisville, Ky.)

Feb. 28	Auburn		69	24
Mar. 1	Florida		69	32
Mar. 2	Alabama		59	30
Mar. 2	Louisiana State (championship)		59	36

SEC CHAMPIONS

POST-SEASON GAME
Louisville, Ky.

Mar. 9	Temple		54	43
--------	--------	--	----	----

NATIONAL INVITATION TOUR. (New York)

Mar. 16	Arizona		77	53
Mar. 18	West Virginia		59	51
Mar. 20	Rhode Island (Championship)		46	45

(N1) Louisville			1821	1198
(N2) Paducah, Ky.				

Date	Team	Site	Ky.	Opp.
1946-47—Won 34, Lost 3.				
COACH: Adolph Rupp				
CAPTAIN: Ken Rollins				
Nov. 28	Indiana Central	(H)	78	36
Nov. 30	Tulane	(H)	64	35
Dec. 2	Ft. Knox	(H)	68	31
Dec. 7	Cincinnati	(A)	80	49
Dec. 9	Idaho	(H)	65	35
Dec. 12	De Paul	(N1)	65	45
Dec. 14	Texas A&M	(H)	83	18
Dec. 16	Miami (Ohio) U.	(H)	62	49
Dec. 21	St. John's	(N2)	70	50
Dec. 23	Baylor	(H)	75	34
Dec. 28	Wabash	(H)	96	24

SUGAR BOWL (New Orleans, La.)

Dec. 30	Oklahoma A&M		31	37
Jan. 4	Ohio U.	(H)	46	36
Jan. 11	Dayton U.	(H)	70	29
Jan. 13	Vanderbilt	(A)	82	30
Jan. 18	Tennessee	(A)	54	39
Jan. 20	Georgia Tech	(A)	70	47
Jan. 21	Georgia	(A)	84	45
Jan. 25	Xavier	(H)	71	34
Jan. 27	Michigan State	(H)	86	36
Feb. 1	Notre Dame	(N1)	60	30
Feb. 3	Alabama	(A)	48	37
Feb. 8	De Paul	(A)	47	53
Feb. 10	Georgia	(H)	81	40
Feb. 15	Tennessee	(H)	61	46
Feb. 17	Alabama	(H)	63	33
Feb. 19	Xavier	(A)	58	31
Feb. 21	Vanderbilt	(A)	84	41
Feb. 22	Georgia Tech	(H)	83	46

SEC TOURNAMENT (Louisville, Ky.)

Feb. 27	Vanderbilt		98	29
Feb. 28	Auburn		84	18
Mar. 1	Georgia Tech		75	53
Mar. 1	Tulane (championship)		55	38

SEC CHAMPIONS

POST-SEASON GAME (Louisville)

Mar. 8	Temple		68	29
--------	--------	--	----	----

NATIONAL INVITATION TOURNAMENT
New York, N. Y.

Mar. 17	Long Island		63	62
Mar. 19	North Carolina State		60	42
Mar. 24	Utah		45	49

(N1) Louisville 2533 1416
(N2) Mad. Sq. Gar., Record Crowd, 18,493

1947-48—Won 36, Lost 3.

COACH: Adolph Rupp
CAPTAIN: Kenneth Rollins

Nov. 29	Indiana Central	(H)	80	41
Dec. 1	Ft. Knox	(H)	80	41
Dec. 5	Tulsa U.	(H)	72	18
Dec. 6	Tulsa U.	(H)	71	22
Dec. 10	De Paul	(N1)	74	50
Dec. 13	Cincinnati	(A)	67	31
Dec. 17	Xavier U.	(H)	79	37
Dec. 20	Temple U.	(A)	59	60
Dec. 23	St. John's	(A)	52	40
Jan. 2	Creighton	(A)	65	23
Jan. 3	Western Ontario	(H)	98	41
Jan. 5	Miami (Ohio)	(A)	67	53
Jan. 10	Michigan State	(A)	47	45
Jan. 12	Ohio U.	(A)	79	57
Jan. 17	Tennessee	(A)	65	54
Jan. 19	Georgia Tech	(A)	71	56
Jan. 20	Georgia	(A)	88	51
Jan. 24	Cincinnati	(H)	70	43
Jan. 31	De Paul	(A)	68	51
Feb. 2	Notre Dame	(A)	55	64
Feb. 5	Alabama	(A)	41	31
Feb. 5	Washington U.	(N2)	69	39

Date	Team	Site	Ky.	Opp.
Feb. 9	Vanderbilt	(A)	82	51
Feb. 14	Tennessee	(H)	69	42
Feb. 16	Alabama	(H)	63	33
Feb. 20	Vanderbilt	(H)	79	43
Feb. 21	Georgia Tech	(H)	78	54
Feb. 24	Temple	(N1)	58	38
Feb. 28	Xavier	(A)	59	37

SEC TOURNAMENT (Louisville, Ky.)

Mar. 4	Florida		87	31
Mar. 5	Louisiana State		63	47
Mar. 6	Tennessee		70	47
Mar. 6	Georgia Tech (championship)		54	43

SEC CHAMPIONS

NCAA TOURNAMENT (New York)

Mar. 18	Columbia		76	53
Mar. 20	Holy Cross		60	52
Mar. 23	Baylor (championship)		58	42

NATIONAL CHAMPIONS

OLYMPIC TRIALS (New York)

Mar. 27	Louisville		91	57
Mar. 29	Baylor		77	59

(Championship—Collegiate Bracket)

Mar. 31	Phillips Oilers (AAU Champs)		49	53
----------------	-------------------------------------	--	-----------	-----------

(N1) Louisville 2690 1730
(N2) Memphis

OLYMPIC TEAM EXHIBITION GAMES

Kentucky vs. Phillips Oilers

6-30-48	— Tulsa, Okla.		52	60
7- 2-48	— Kansas City, Mo.		70	**69
7- 9-48	— Lexington, Ky.		50	56

†OLYMPIC GAMES (London, England)

July 30	Switzerland		86	21
Aug. 2	Czechoslovakia		53	28
Aug. 3	Argentina		59	57
Aug. 4	Egypt		66	28
Aug. 6	Peru		61	33
Aug. 9	Uruguay		63	28
Aug. 11	Mexico		71	40
Aug. 13	France (championship)		65	21

WORLD CHAMPIONS

** Denotes two overtime periods.
† Kentucky participated as part of U.S. basketball entry.

1948-49—Won 32, Lost 2.

COACH: Adolph Rupp
CAPTAIN:

Nov. 29	Indiana Central	(H)	74	38
Dec. 8	De Paul	(N1)	67	36
Dec. 10	Tulsa U.	(H)	81	27
Dec. 13	Arkansas	(H)	76	39
Dec. 16	Holy Cross	(A)	51	48
Dec. 18	St. John's	(A)	57	30
Dec. 22	Tulane	(N1)	51	47

SUGAR BOWL (New Orleans, La.)

Dec. 29	Tulane		78	47
Dec. 30	St. Louis		40	42

Jan. 11	Bowling Green	(N2)	63	61
Jan. 15	Tennessee	(A)	66	51
Jan. 17	Georgia Tech	(A)	56	45
Jan. 22	De Paul	(A)	56	45
Jan. 29	Notre Dame	(N1)	62	38
Jan. 31	Vanderbilt	(A)	72	50
Feb. 2	Alabama	(A)	56	40
Feb. 3	Mississippi	(N3)	75	45
Feb. 5	Bradley	(N4)	62	52
Feb. 8	Tennessee	(H)	71	56
Feb. 12	Xavier	(H)	96	50
Feb. 14	Alabama	(H)	74	32
Feb. 16	Mississippi	(H)	85	31
Feb. 19	Georgia Tech	(H)	78	32

Date	Team	Site	Ky.	Opp.
Feb. 21	Georgia	(H)	95	40
Feb. 24	Xavier	(A)	51	40
Feb. 26	Vanderbilt	(H)	70	37

SEC TOURNAMENT (Louisville, Ky.)

Mar. 3	Florida		73	36
Mar. 4	Auburn		70	39
Mar. 5	Tennessee		83	44
Mar. 5	Tulane (championship)		68	52

SEC CHAMPIONS

NATIONAL INVITATION TOUR. (New York)

Mar. 14	Loyola of Chicago		56	67
---------	-------------------	--	----	----

NCAA TOURNAMENT
(Eastern Regionals)

New York, N. Y.				
Mar. 21	Villanova		85	72
Mar. 22	Illinois		76	47

NCAA FINALS (Seattle, Wash.)

Mar. 26	Oklahoma A&M (championship)		46	36
---------	--------------------------------	--	----	----

2320 1492

NATIONAL CHAMPIONS

(N1) Louisville (N3) Memphis
(N2) Cleveland (N4) Owensboro, Ky.

1949-50—Won 25, Lost 5.

COACH: Adolph Rupp
CAPTAIN: Dale Barnstable

Dec. 3	Indiana Central	(H)	84	61
Dec. 10	Western Ontario	(H)	90	18
Dec. 15	St. John's	(A)	58	69
Dec. 21	De Paul	(N1)	49	47
Dec. 25	Purdue	(A)	60	54

SUGAR BOWL (New Orleans, La.)

Dec. 29	Villanova		57	*56
Dec. 30	Bradley (championship)		71	66

Jan. 2	Arkansas	(A)	57	53
Jan. 4	Mississippi State	(N2)	87	55
Jan. 9	North Carolina U.	(H)	83	44
Jan. 14	Tennessee	(A)	53	66
Jan. 16	Georgia Tech	(A)	61	47
Jan. 17	Georgia	(A)	60	71
Jan. 21	De Paul	(A)	86	53
Jan. 23	Notre Dame	(A)	51	64
Jan. 26	Xavier	(A)	58	47
Jan. 28	Georgia	(H)	88	56
Jan. 30	Vanderbilt	(A)	58	54
Feb. 2	Alabama	(A)	66	64
Feb. 4	Mississippi	(N3)	61	55
Feb. 11	Tennessee	(H)	79	52
Feb. 13	Alabama	(H)	77	57
Feb. 15	Mississippi	(H)	90	50
Feb. 18	Georgia Tech	(H)	97	62
Feb. 23	Xavier	(H)	58	53
Feb. 25	Vanderbilt	(H)	70	66

SEC TOURNAMENT (Louisville, Ky.)

Mar. 2	Mississippi State		56	46
Mar. 3	Georgia		79	63
Mar. 4	Tennessee (championship)		95	58

SEC CHAMPIONS

NATIONAL INVITATION TOUR. (New York)

Mar. 14	City Col. of N. Y.		50	89
---------	--------------------	--	----	----

2089 1696

(N1) Louisville
(N2) Owensboro
(N3) Memphis

* Denotes overtime period.

Date	Team	Site	Ky.	Opp.
------	------	------	-----	------

MEMORIAL COLISEUM ERA

1950-51—Won 32, Lost 2.

(Including exhibition games, Kentucky won 39½ games and lost 2.)

COACH: Adolph Rupp
CAPTAIN: Walt Hirsch

Dec. 1	West Texas State	(H)	73	43
Dec. 9	†Purdue	(H)	70	52
Dec. 12	Xavier	(A)	67	56
Dec. 14	Florida	(H)	85	37
Dec. 16	Kansas	(H)	68	39
Dec. 23	St. John's	(A)	43	37

SUGAR BOWL (New Orleans, La.)

Dec. 29	St. Louis		42	*43
Dec. 30	Syracuse (consolation)		69	59

Jan. 5	Auburn	(H)	79	35
Jan. 8	De Paul	(H)	63	55
Jan. 13	Alabama	(H)	65	48
Jan. 15	Notre Dame	(H)	69	44
Jan. 20	Tennessee	(A)	70	45
Jan. 22	Georgia Tech	(A)	82	61
Jan. 27	Vanderbilt	(A)	74	49
Jan. 29	Tulane	(A)	104	68
Jan. 31	Louisiana State	(A)	81	59
Feb. 2	Mississippi State	(A)	80	60
Feb. 3	Mississippi	(N1)	86	39
Feb. 9	Georgia Tech	(H)	75	42
Feb. 13	Xavier	(H)	78	51
Feb. 17	Tennessee	(H)	86	61
Feb. 19	De Paul	(A)	60	57
Feb. 23	Georgia	(H)	88	41
Feb. 24	Vanderbilt	(H)	89	57

SEC CHAMPIONS

SEC TOURNAMENT (Louisville, Ky.)

Mar. 1	Mississippi State		92	70
Mar. 2	Auburn		84	54
Mar. 3	Georgia Tech		82	56
Mar. 3	Vanderbilt		57	61

POST-SEASON GAME

Mar. 13	Loyola of Chicago (H)		97	61
---------	-----------------------	--	----	----

NCAA TOURNAMENT

(First Round—Raleigh, N. C.)				
Mar. 20	Louisville		79	68
(Eastern Regional—New York N.Y.)				
Mar. 22	St. John's		59	43
Mar. 24	Illinois		76	74

(National Finals— Minneapolis, Minn.)				
Mar. 27	Kansas St. (championship)		68	58

NATIONAL CHAMPIONS 2540 1783

EXHIBITION GAME

Apr. 27	Ky. All-Stars	(H)	92	49
---------	---------------	-----	----	----

PUERTO RICO EXHIBITION TOUR

Aug. 25	San German Athletics		86	38
Aug. 26	Ponce Lions		83	43
Aug. 27	San Turce		93	40
Aug. 29	Univ. of Puerto Rico		91	44
Sept. 2	U. S. Navy		52	23

(Called at half on account of rain)

Sept. 3	Puerto Rico All-Stars		75	46
---------	-----------------------	--	----	----

† Memorial Coliseum Dedication Game.

* Denotes overtime period.

(N1) Owensboro, Ky.

1951-52—Won 29, Lost 3.

COACH: Adolph Rupp
CAPTAIN: Robert Watson

Dec. 8	Washington & Lee	(H)	96	46
Dec. 10	Xavier	(A)	97	72
Dec. 13	Minnesota	(A)	57	61
Dec. 17	St. John's	(H)	81	40

Date	Team	Site	Ky.	Opp.
Dec. 20	De Paul	(H)	98	60
Dec. 26	U.C.L.A.	(H)	84	53
SUGAR BOWL (New Orleans, La.)				
Dec. 28	Brigham Young		84	64
Dec. 29	St. Louis		60	61
Jan. 2	Mississippi†	(N1)	116	58
Jan. 5	Louisiana State	(H)	57	47
Jan. 7	Xavier	(H)	83	50
Jan. 12	Florida	(A)	99	52
Jan. 16	Georgia	(N2)	95	55
Jan. 19	Tennessee	(A)	65	56
Jan. 21	Georgia Tech	(A)	96	51
Jan. 26	Alabama	(A)	71	67
Jan. 28	Vanderbilt	(A)	88	51
Jan. 30	Auburn	(A)	88	48
Feb. 2	Notre Dame	(N3)	71	66
Feb. 4	Tulane	(H)	103	54
Feb. 6	Mississippi	(H)	81	61
Feb. 9	Georgia Tech	(H)	93	42
Feb. 11	Mississippi State	(H)	110	66
Feb. 16	Tennessee	(H)	95	40
Feb. 21	Vanderbilt	(H)	75	45
Feb. 23	De Paul	(A)	63	61

SEC CHAMPIONS

SEC TOURNAMENT (Louisville, Ky.)#

Feb. 28	Georgia Tech		80	59
Feb. 29	Tulane		85	61
Mar. 1	Tennessee		81	66
Mar. 1	Louisiana State		44	43

NCAA TOURNAMENT

(Eastern Regionals)

Raleigh, N. C.

Mar. 21	Penn. State		82	54
Mar. 22	St. John's		57	64

2635 1774

† Not counted as SEC game.

(N1) Owensboro, Ky.

(N2) Louisville

(N3) Chicago

Tournament abandoned after 1952.

1952-53—No Schedule.

(Under suspension by NCAA)

Intra-Squad Scrimmage Results

COACH: Adolph Rupp

CO-CAPTAINS: Cliff Hagan and Frank Ramsey

Dec. 13	Varsity	76	Freshmen	45
Jan. 19	Ramseys	71	Hagans	50
Feb. 4	Hagans	68	Ramseys	55
Feb. 28	Blues	49	Whites	47

264

197

1953-54—Won 25, Lost 0.

COACH: Adolph Rupp

CO-CAPTAINS: Cliff Hagan and Frank Ramsey

Dec. 5	Temple	(H)	86	59
Dec. 12	Xavier	(A)	81	66
Dec. 14	Wake Forest	(H)	101	69
Dec. 18	St. Louis	(A)	71	59

UK INVITATIONAL TOURNAMENT

Dec. 21	Duke		85	69
Dec. 22	LaSalle (championship)		73	60

Dec. 28	Minnesota	(H)	74	59
Jan. 4	Xavier	(H)	77	71
Jan. 9	Georgia Tech	(H)	105	53
Jan. 11	De Paul	(H)	81	63
Jan. 16	Tulane	(H)	94	43
Jan. 23	Tennessee	(A)	97	71
Jan. 30	Vanderbilt	(A)	85	63
Feb. 2	Georgia Tech	(N1)	99	48
Feb. 4	Georgia	(H)	106	55
Feb. 6	Georgia	(N2)	100	68

Date	Team	Site	Ky.	Opp.
Feb. 8	Florida	(A)	97	55
Feb. 13	Mississippi	(H)	88	62
Feb. 15	Mississippi State	(H)	81	49
Feb. 18	Tennessee	(H)	90	63
Feb. 20	De Paul	(A)	76	61
Feb. 22	Vanderbilt	(H)	100	64
Feb. 27	Auburn	(N3)	109	79
Mar. 1	Alabama	(A)	68	43

SEC PLAYOFF (Nashville, Tenn.)

(Playoff game to determine SEC champion and representative in NCAA Tournament. Kentucky and LSU tied for league title due to a schedule disagreement. Kentucky won but declined NCAA.)

Mar. 9	Louisiana State		63	56
				2187 1508

SEC CHAMPIONS

(N1) Louisville

(N2) Owensboro, Ky.

(N3) Montgomery

1954-55—Won 23, Lost 3.

COACH: Adolph Rupp

CAPTAIN: Bill Evans

Dec. 4	Louisiana State†	(H)	74	58
Dec. 11	Xavier	(A)	73	69
Dec. 18	Temple	(H)	79	61

UNIVERSITY OF KENTUCKY

INVITATIONAL TOURNAMENT

Lexington, Ky.

Dec. 21	Utah		70	65
Dec. 22	LaSalle (championship)		63	54

Dec. 30	St. Louis	(H)	82	65
Jan. 1	Temple	(A)	101	69
Jan. 8	Georgia Tech	(H)	58	59
Jan. 10	De Paul	(H)	92	59
Jan. 15	Tulane	(A)	58	44
Jan. 17	Louisiana State	(A)	64	62
Jan. 22	Tennessee	(A)	84	66
Jan. 29	Vanderbilt	(A)	75	71
Jan. 31	Georgia Tech	(A)	59	65
Feb. 3	Florida	(H)	87	63
Feb. 5	Mississippi	(N1)	84	66
Feb. 7	Mississippi State	(A)	61	56
Feb. 9	Georgia	(H)	86	40
Feb. 14	Xavier	(H)	66	55
Feb. 19	De Paul	(A)	76	72
Feb. 21	Vanderbilt	(H)	77	59
Feb. 26	Auburn	(H)	93	59
Feb. 28	Alabama	(H)	66	52
Mar. 5	Tennessee	(H)	104	61

SEC CHAMPIONS

NCAA TOURNAMENT

(Eastern Regionals)

Evanston, Illinois

Mar. 11	Marquette		71	79
Mar. 12	Penn State		84	59

1987 1588

† Game not counted in SEC standings.

(N1) Memphis

1955-56—Won 20, Lost 6.

COACH: Adolph Rupp

CAPTAIN: Phil Grawemeyer

Dec. 3	Louisiana State†	(A)	62	52
Dec. 10	Temple	(H)	61	73
Dec. 12	De Paul	(H)	71	69
Dec. 15	Maryland	(A)	62	61
Dec. 17	Idaho	(H)	91	49

UK INVITATIONAL TOURNAMENT

Dec. 20	Minnesota		72	65
Dec. 21	Dayton		74	89

Date	Team	Site	Ky.	Opp.
Dec. 28	St. Louis U.	(A)	101	80
Jan. 7	Georgia Tech	(H)	104	51
Jan. 12	Tulane	(H)	85	63
Jan. 14	Louisiana State	(H)	107	65
Jan. 21	Tennessee	(A)	95	68
Jan. 28	Vanderbilt	(A)	73	81
Jan. 30	Georgia Tech	(A)	84	62
Feb. 1	Duke	(H)	81	76
Feb. 4	Auburn	(N1)	82	81
Feb. 6	Florida	(A)	81	70
Feb. 11	Mississippi	(H)	88	49
Feb. 13	Mississippi State	(H)	86	65
Feb. 18	De Paul	(A)	79	81
Feb. 20	Vanderbilt	(H)	76	55
Feb. 25	Alabama	(N1)	77	101
Feb. 27	Georgia	(N2)	143	66
Mar. 3	Tennessee	(H)	101	77

NCAA TOURNAMENT

(Kentucky represented the SEC in NCAA when champion Alabama declined the bid.)
(Eastern Regionals) Iowa City, Iowa

Mar. 16	Wayne U.	(A)	84	64
Mar. 17	Iowa	(A)	77	89

2197 1802

† Game not counted in SEC standings.

(N1) Montgomery
(N2) Louisville

1956-57—Won 23, Lost 5.

COACH: Adolph Rupp
HONORARY CO-CAPTAINS:
Ed Beck and Gerry Calvert

Dec. 1	Washington & Lee	(H)	94	66
Dec. 3	Miami (Fla.)	(H)	114	75
Dec. 8	Temple	(A)	73	58
Dec. 10	St. Louis	(H)	70	71
Dec. 15	Maryland	(H)	76	55
Dec. 18	Duke	(A)	84	85

UK INVITATIONAL TOURNAMENT

Dec. 21	Southern Methodist		73	67
Dec. 22	Illinois (championship)		91	70

SUGAR BOWL (New Orleans, La.)

Dec. 28	Virginia Tech		56	55
Dec. 29	Houston (championship)		111	76
Jan. 5	Georgia Tech	(H)	95	72
Jan. 7	Loyola (Chicago)	(H)	81	62
Jan. 12	Louisiana State	(A)	51	46
Jan. 14	Tulane	(A)	60	68
Jan. 19	Tennessee	(A)	97	72
Jan. 26	Vanderbilt	(A)	91	83
Jan. 28	Georgia Tech	(A)	76	65
Jan. 30	Georgia	(H)	84	53
Feb. 2	Florida	(H)	88	61
Feb. 8	Mississippi	(N1)	75	69
Feb. 11	Mississippi State	(A)	81	89
Feb. 15	Loyola (Chicago)	(A)	115	65
Feb. 18	Vanderbilt	(H)	80	65
Feb. 23	Alabama	(H)	79	60
Feb. 25	Auburn	(H)	103	85
Mar. 2	Tennessee	(H)	93	75

SEC CHAMPIONS

NCAA TOURNAMENT

(Midwest Regional) Lexington, Ky.

Mar. 15	Pittsburgh		98	92
Mar. 16	Michigan State		68	80

(N1) Memphis 2357 1953

1957-58—Won 23, Lost 6.

COACH: Adolph Rupp
HONORARY CAPT.: Ed Beck

Dec. 2	Duke	(H)	78	74
Dec. 4	Ohio State	(A)	61	54
Dec. 7	Temple	(H)	85***	83
Dec. 9	Maryland	(A)	62	71

Date	Team	Site	Ky.	Opp.
Dec. 14	St. Louis	(A)	73	60
Dec. 16	Southern Methodist	(A)	64	65

UK INVITATIONAL TOURNAMENT

Dec. 20	West Virginia		70	77
Dec. 21	Minnesota		78	58
Dec. 23	Utah State	(H)	92	64
Dec. 30	Loyola (Chicago)	(H)	75	42
Jan. 4	Georgia Tech	(H)	76	60
Jan. 6	Vanderbilt	(A)	86	81
Jan. 11	Louisiana State	(H)	97	52
Jan. 13	Tulane	(H)	86	50
Jan. 18	Tennessee	(H)	77	68
Jan. 27	Georgia Tech	(A)	52	71
Jan. 29	Georgia	(N1)	74	55
Jan. 31	Florida	(A)	78	56
Feb. 8	Mississippi	(H)	96	65
Feb. 10	Mississippi State	(H)	72	62
Feb. 15	Loyola (Chicago)	(A)	56	57
Feb. 17	Vanderbilt	(H)	65	61
Feb. 22	Alabama	(N2)	45	*43
Feb. 24	Auburn	(N3)	63	64
Mar. 1	Tennessee	(A)	77	66

SEC CHAMPIONS

NCAA TOURNAMENT

(Midwest Regional) Lexington, Ky.

Mar. 14	Miami (Ohio)		94	70
Mar. 15	Notre Dame		89	56

(FINALS)

Louisville, Ky.

Mar. 21	Temple		61	60
Mar. 22	Seattle (championship)		84	72

2166 1817

NATIONAL COLLEGIATE CHAMPIONS
FOR RECORD FOURTH TIME

*** Three overtime periods.

* One overtime period.

(N1) Atlanta (N3) Birmingham
(N2) Montgomery

1958-59—Won 24, Lost 3.

COACH: Adolph Rupp
HONORARY CAPT.: Johnny Cox

Dec. 1	Florida State	(H)	91	68
Dec. 6	Temple	(A)	76	71
Dec. 8	Duke	(A)	78	64
Dec. 11	Southern Methodist	(H)	72	60
Dec. 13	St. Louis	(H)	76	57
Dec. 15	Maryland	(H)	58	*56

UK INVITATIONAL TOURNAMENT

Dec. 19	Ohio State		95	76
Dec. 20	W. Virginia (championship)		97	91
Dec. 29	Navy	(H)	82	69
Dec. 30	Illinois	(N1)	76	75
Jan. 3	Georgia Tech	(H)	72	62
Jan. 6	Vanderbilt	(A)	66	75
Jan. 10	Louisiana State	(A)	76	61
Jan. 12	Tulane	(A)	85	68
Jan. 17	Tennessee	(H)	79	58
Jan. 26	Georgia Tech	(A)	94	70
Jan. 29	Georgia	(H)	108	55
Jan. 31	Florida	(H)	94	51
Feb. 7	Mississippi	(N2)	97	72
Feb. 9	Mississippi State	(A)	58	66
Feb. 14	Notre Dame	(N3)	71	52
Feb. 18	Vanderbilt	(H)	83	71
Feb. 21	Auburn	(H)	75	56
Feb. 23	Alabama	(H)	39	32
Feb. 28	Tennessee	(A)	69	56

NCAA TOURNAMENT

(Kentucky represented the SEC in NCAA when champion Miss. State declined the bid.)
(Midwest Regional) Evanston, Ill.

Mar. 13	Louisville		61	76
---------	-------------------	--	-----------	-----------

Date	Team	Site	Ky.	Opp.
Mar. 14	Marquette		98	69
			2126	1737

* Denotes overtime period.

(N1) Louisville (N3) Chicago, Ill.
(N2) Jackson, Miss.

1959-60—Won 18, Lost 7.

COACH: Adolph Rupp

CO-CAPTS.: Bill Lickert and Don Mills

Dec. 1	Colorado State	(H)	106	73
Dec. 4	UCLA	(A)	68	66
Dec. 5	So. California	(A)	73	87
Dec. 12	St. Louis	(A)	61	73
Dec. 14	Kansas	(A)	77*	72

UK INVITATIONAL TOURNAMENT

Dec. 18	North Carolina		76	70
Dec. 19	West Virginia		70	79
Dec. 20	Temple	(N1)	97	92
Dec. 28	Ohio State	(H)	96	93
Jan. 2	Georgia Tech	(H)	54	62
Jan. 5	Vanderbilt	(A)	76	59
Jan. 9	Louisiana State	(H)	77	45
Jan. 11	Tulane	(H)	68	42
Jan. 16	Tennessee	(A)	78	68
Jan. 25	Georgia Tech	(A)	44	65
Jan. 27	Georgia	(N2)	84	60
Jan. 29	Florida	(A)	75	62
Feb. 6	Mississippi	(H)	61	43
Feb. 8	Mississippi State	(H)	90	59
Feb. 13	Notre Dame	(H)	68	65
Feb. 16	Vanderbilt	(H)	68	60
Feb. 20	Auburn	(A)	60	61
Feb. 22	Alabama	(N3)	75	55
Feb. 27	Tennessee	(H)	63	65
Mar. 5	Pittsburgh	(H)	73	66

1838 1642

* Denotes overtime period.

(N1) Louisville (N3) Montgomery, Ala.
(N2) Columbus, Ga.

1960-61—Won 19, Lost 9.

COACH: Adolph Rupp

CAPTAIN: Dick Parsons

Dec. 1	Va. Military Inst.	(H)	72	56
Dec. 3	Florida State	(H)	58	63
Dec. 7	Notre Dame	(N1)	68	62
Dec. 13	North Carolina	(N2)	70	65
Dec. 17	Temple	(A)	58	66

UK INVITATIONAL TOURNAMENT

Dec. 21	Illinois		83	78
Dec. 22	St. Louis		72	*74
Dec. 31	Missouri	(H)	81	69
Jan. 2	Miami (Ohio)	(H)	70	58
Jan. 7	Georgia Tech	(H)	89	79
Jan. 9	Vanderbilt	(A)	62	64
Jan. 13	Louisiana State	(A)	59	73
Jan. 14	Tulane	(A)	70	72
Jan. 21	Tennessee	(H)	83	54
Jan. 30	Georgia Tech	(A)	60	62
Feb. 4	Florida	(H)	89	68
Feb. 7	Georgia	(H)	74	67
Feb. 11	Mississippi	(N3)	74	60
Feb. 13	Mississippi State	(A)	68	62
Feb. 17	UCLA	(H)	77	76
Feb. 21	Vanderbilt	(H)	60	59
Feb. 25	Alabama	(H)	80	53
Feb. 27	Auburn	(H)	77	51
Mar. 4	Tennessee	(A)	68	61

SEC PLAYOFF (Knoxville, Tenn.)

(To determine SEC representative in NCAA Tournament after champion Miss. State declined bid. Second place Kentucky and Vanderbilt each had 10-4 records.)

Date	Team	Site	Ky.	Opp.
Mar. 9	Vanderbilt		88	67
Mar. 11	Marquette	(N4)	72	88

NCAA TOURNAMENT (Midwest Regional) Louisville, Ky.

Mar. 17	Morehead		71	64
Mar. 18	Ohio State		74	87

2027 1858

(N1) Louisville, Ky.

(N2) Greensboro, N. C.

(N3) Jackson, Miss.

(N4) Chicago, Ill.

* Denotes one overtime period.

1961-62—Won 23, Lost 3.

COACH: Adolph Rupp

CAPTAIN: Larry Pursiful

Dec. 2	Miami (Ohio)	(H)	93	61
Dec. 4	So. California	(H)	77	79
Dec. 11	St. Louis	(H)	86	77
Dec. 16	Baylor	(H)	94	60
Dec. 18	Temple	(H)	78	55

UK INVITATIONAL TOURNAMENT

Dec. 22	Tennessee		96	69
Dec. 23	Kansas St. (championship)		80	67
Dec. 27	Yale	(H)	79	58
Dec. 30	Notre Dame	(N1)	100	53
Jan. 2	Virginia	(H)	93	73
Jan. 6	Georgia Tech	(H)	89	70
Jan. 8	Vanderbilt	(A)	77	68
Jan. 12	Louisiana State	(H)	84	63
Jan. 15	Tennessee	(A)	95	82
Jan. 29	Georgia Tech	(A)	71	62
Jan. 31	Georgia	(N2)	86	59
Feb. 2	Florida	(A)	81	69
Feb. 10	Mississippi	(H)	83	60
Feb. 12	Mississippi State	(H)	44	49
Feb. 19	Vanderbilt	(H)	87	80
Feb. 24	Alabama	(A)	73	65
Feb. 26	Auburn	(A)	63	60
Mar. 5	Tulane	(H)	97	72
Mar. 10	Tennessee	(H)	90	59

SEC CO-CHAMPIONS

NCAA TOURNAMENT (Midwest Regional) Iowa City, Iowa

Mar. 16	Butler		81	60
Mar. 17	Ohio State		64	74

2141 1704

(N1) Freedom Hall, Louisville

(N2) Ga. Tech Coliseum, Atlanta

1962-63—Won 16, Lost 9.

COACH: Adolph Rupp

CAPTAIN: Scotty Baesler

Dec. 1	Virginia Tech	(H)	77	80
Dec. 8	Temple	(A)	56	52
Dec. 12	Florida State	(H)	83	54
Dec. 15	Northwestern	(H)	71	60
Dec. 17	North Carolina	(H)	66	68

UK INVITATIONAL TOURNAMENT

Dec. 21	Iowa		94	69
Dec. 22	West Va. (Championship)		79	75
Dec. 27	Dartmouth	(H)	95	49
Dec. 29	Notre Dame	(N1)	78	70
Dec. 31	St. Louis	(A)	63	87
Jan. 5	Georgia Tech	(H)	85	**86
Jan. 7	Vanderbilt	(A)	106	82
Jan. 11	Louisiana State	(A)	63	56
Jan. 12	Tulane	(A)	81	72
Jan. 19	Tennessee	(H)	69	*78
Jan. 26	Xavier	(H)	90	76
Jan. 28	Georgia Tech	(A)	62	66
Jan. 31	Georgia	(H)	74	67
Feb. 2	Florida	(H)	94	71

Date	Team	Site	Ky.	Opp.
Feb. 9	Mississippi	(N2)	75	69
Feb. 11	Mississippi State	(A)	52	56
Feb. 18	Vanderbilt	(H)	67	69
Feb. 23	Auburn	(H)	78	59
Feb. 25	Alabama	(H)	80	63
Mar. 2	Tennessee	(A)	55	63

1893 1697

(N1) Louisville (N2) Jackson

* Denotes overtime periods

1963-64—Won 21, Lost 6.

COACH: Adolph Rupp

CO-CAPTS.: Cotton Nash and Ted Deeken

Nov. 30	Virginia	(H)	75	64
Dec. 2	Texas Tech	(H)	107	91
Dec. 7	Northwestern	(A)	95	63
Dec. 9	North Carolina	(H)	100	80
Dec. 14	Baylor	(H)	101	65

UK INVITATIONAL TOURNAMENT

Dec. 20	Wisconsin		108	85
Dec. 21	Wake Forest		98	75

(Championship)

Dec. 28	Notre Dame	(N1)	101	81
---------	------------	------	-----	----

SUGAR BOWL (New Orleans, La.)

Dec. 30	Loyola (La.)		86	64
Dec. 31	Duke (Championship)		81	79

Jan. 4	Georgia Tech	(A)	67	76
Jan. 6	Vanderbilt	(A)	83	85
Jan. 10	Louisiana State	(H)	103	84
Jan. 11	Tulane	(H)	105	63
Jan. 18	Tennessee	(H)	66	57
Jan. 25	Georgia Tech	(H)	79	62
Feb. 1	Florida	(A)	77	72
Feb. 3	Georgia	(A)	103	83
Feb. 8	Mississippi	(H)	102	59
Feb. 10	Mississippi State	(H)	65	59
Feb. 17	Vanderbilt	(H)	104	73
Feb. 22	Auburn	(N2)	99	79
Feb. 24	Alabama	(A)	59	65
Feb. 29	Tennessee	(A)	42	38
Mar. 2	St. Louis	(H)	60	67

SEC CHAMPIONS

NCAA TOURNAMENT

(Midwest Regional)
Minneapolis, Minn.

Mar. 13	Ohio University		69	85
Mar. 14	Loyola (Chicago)		91	100

2326 1954

(N1) Louisville

(N2) Montgomery, Ala.

1964-65—Won 15, Lost 10.

COACH: Adolph Rupp

CAPTAIN: Randy Embry

Dec. 4	Iowa	(H)	85	77
Dec. 7	North Carolina	(N1)	67	82
Dec. 9	Iowa State	(H)	100	74
Dec. 12	Syracuse	(H)	110	77

UK INVITATIONAL TOURNAMENT

Dec. 18	West Virginia		102	78
Dec. 19	Illinois		86	91

Dec. 22	St. Louis	(A)	75	80
Dec. 29	Notre Dame	(N2)	97	111
Jan. 2	Dartmouth	(H)	107	67
Jan. 5	Vanderbilt	(H)	79	97
Jan. 9	Louisiana State	(A)	79	66
Jan. 11	Tulane	(A)	102	72
Jan. 16	Tennessee	(A)	58	77
Jan. 18	Auburn	(H)	73	67
Jan. 23	Florida	(A)	68	84

Date	Team	Site	Ky.	Opp.
Jan. 25	Georgia	(A)	102	82
Jan. 30	Florida	(H)	78	61
Feb. 1	Georgia	(H)	96	64
Feb. 6	Mississippi	(H)	102	65
Feb. 8	Mississippi State	(H)	74	56
Feb. 16	Vanderbilt	(A)	90	91
Feb. 20	Auburn	(A)	69	88
Feb. 22	Alabama	(A)	71	75
Feb. 27	Tennessee	(H)	61	60
Mar. 1	Alabama	(H)	78	72

2109 1914

(N1) Charlotte, N. C.

(N2) Louisville, Ky.

1965-66—Won 32, Lost 2.

COACH: Adolph Rupp

HON. CAPT.: (None)

Dec. 1	Hardin-Simmons	(H)	83	55
Dec. 4	Virginia	(A)	99	73
Dec. 8	Illinois	(A)	86	68
Dec. 11	Northwestern	(H)	86	75

UK INVITATIONAL TOURNAMENT

Dec. 17	Air Force		78	58
Dec. 18	Indiana (Championship)		91	56

Dec. 22	Texas Tech	(A)	89	73
Dec. 29	Notre Dame	(N1)	103	69
Jan. 3	St. Louis	(H)	80	70
Jan. 8	Florida	(A)	78	64
Jan. 10	Georgia	(A)	69	**65
Jan. 15	Vanderbilt	(H)	96	83
Jan. 24	Louisiana State	(H)	111	85
Jan. 29	Auburn	(H)	115	78
Jan. 31	Alabama	(H)	82	62
Feb. 2	Vanderbilt	(A)	105	90
Feb. 5	Georgia	(H)	74	50
Feb. 7	Florida	(H)	85	75
Feb. 12	Auburn	(A)	77	64
Feb. 14	Alabama	(A)	90	67
Feb. 19	Mississippi State	(A)	73	69
Feb. 21	Mississippi	(A)	108	65
Feb. 26	Tennessee	(H)	78	64
Mar. 5	Tennessee	(A)	62	69
Mar. 7	Tulane	(H)	103	74

SEC Champions

NCAA TOURNAMENT

(Midwest Regional—Iowa City, Iowa)

Mar. 11	Dayton		86	79
Mar. 12	Michigan		84	77

(Finals—College Park, Md.)

Mar. 18	Duke		83	79
Mar. 19	Texas Western		65	72

2519 2028

INTERNATIONAL UNIVERSITIES TOURNAMENT

Tel Aviv, Israel

Aug. 3	Warsaw Univ.		67	58
Aug. 4	Cambridge Univ.		104	45
Aug. 6	Salonika Univ.		91	60
Aug. 10	Istanbul Univ.		82	36
Aug. 11	Warsaw Univ.		87	57

(Championship)

2950 2284

(N1) Louisville

** Double overtime

1966-67—Won 13, Lost 13.

COACH: Adolph Rupp

HON. CAPT.: (None)

Dec. 3	Virginia	(H)	104	84
Dec. 5	Illinois	(H)	97	*98
Dec. 10	Northwestern	(A)	118	116
Dec. 13	North Carolina	(H)	55	64

Date	Team	Site	Ky.	Opp.
Dec. 17	Florida	(H)	75	78
UK INVITATIONAL TOURNAMENT				
Dec. 22	Oregon State		96	66
Dec. 23	Kansas St. (Championship)		83	79
Dec. 28	Cornell	(H)	77	92
Dec. 31	Notre Dame	(N1)	96	85
Jan. 5	Vanderbilt	(H)	89	*91
Jan. 14	Florida	(A)	72	89
Jan. 16	Georgia	(A)	40	49
Jan. 21	Auburn	(H)	60	58
Jan. 23	Tennessee	(H)	50	**52
Jan. 28	Louisiana State	(H)	102	72
Jan. 30	Mississippi	(H)	96	53
Feb. 4	Louisiana State	(A)	105	84
Feb. 6	Mississippi	(A)	79	70
Feb. 11	Mississippi State	(H)	72	*77
Feb. 13	Tennessee	(A)	57	76
Feb. 18	Mississippi State	(A)	103	74
Feb. 20	Georgia	(H)	101	76
Feb. 25	Alabama	(A)	71	81
Feb. 27	Auburn	(A)	49	60
Mar. 4	Vanderbilt	(A)	94	110
Mar. 6	Alabama	(H)	110	78

2151 2012

(N1) Louisville

* Overtime

** Double Overtime

1967-68—Won 22, Lost 5.

COACH: Adolph Rupp

CAPTAIN: Thad Jaracz

Dec. 2	Michigan	(A)	96	79
Dec. 4	Florida	(H)	99	76
Dec. 6	Xavier	(H)	111	76
Dec. 9	Pennsylvania	(H)	64	49
Dec. 12	North Carolina	(N1)	77	84

UK INVITATIONAL TOURNAMENT

Dec. 22	Dayton		88	85
Dec. 23	South Carolina		76	66

(Championship)

Dec. 30	Notre Dame	(N2)	81	73
Jan. 6	Vanderbilt	(A)	94	78
Jan. 8	Alabama	(A)	84	76
Jan. 13	Florida	(A)	78	96
Jan. 15	Georgia	(H)	104	73
Jan. 20	Auburn	(A)	73	74
Jan. 22	Tennessee	(A)	59	87
Jan. 27	Louisiana State	(A)	121	95
Jan. 29	Mississippi	(A)	85	76
Feb. 3	Louisiana State	(H)	109	96
Feb. 5	Mississippi	(H)	78	62
Feb. 10	Mississippi State	(A)	92	84
Feb. 12	Tennessee	(H)	60	59
Feb. 17	Mississippi State	(H)	107	81
Feb. 19	Georgia	(A)	106	87
Feb. 24	Alabama	(H)	96	83
Feb. 26	Auburn	(H)	89	57
Mar. 2	Vanderbilt	(H)	85	80

SEC Champions

NCAA TOURNAMENT

MIDEAST REGIONAL

Lexington, Ky.

Mar. 15	Marquette		107	89
Mar. 16	Ohio State		81	82

2400 2103

(N1) Greensboro, N.C. (N2) Louisville

1968-69—Won 23, Lost 5.

COACH: Adolph Rupp

CAPTAIN: Phil Argento

Nov. 30	Xavier	(H)	115	77
Dec. 2	Miami	(A)	86	77

Date	Team	Site	Ky.	Opp.
Dec. 7	North Carolina	(H)	77	87
Dec. 14	Pennsylvania	(A)	102	78
UK INVITATIONAL TOURNAMENT				
Dec. 20	Michigan		112	104
Dec. 21	Army		80	65
(Championship)				
Dec. 28	Notre Dame	(N1)	110	90
Dec. 31	Wisconsin	(N2)	65	69
Jan. 4	Mississippi	(A)	69	59
Jan. 6	Mississippi State	(A)	91	72
Jan. 11	Florida	(H)	88	67
Jan. 13	Georgia	(H)	88	68
Jan. 18	Tennessee	(A)	69	66
Jan. 25	Louisiana State	(A)	108	96
Jan. 27	Alabama	(A)	83	*70
Feb. 1	Vanderbilt	(H)	103	89
Feb. 3	Auburn	(H)	105	93
Feb. 8	Mississippi	(H)	104	68
Feb. 10	Mississippi State	(H)	91	69
Feb. 15	Florida	(A)	81	82
Feb. 17	Georgia	(A)	85	77
Feb. 22	Louisiana State	(H)	103	89
Feb. 26	Alabama	(H)	108	79
Mar. 1	Vanderbilt	(A)	99	101
Mar. 3	Auburn	(A)	90	86
Mar. 8	Tennessee	(H)	84	69

SEC Champions

NCAA TOURNAMENT

MIDEAST (Madison, Wisc.)

Mar. 13	Marquette	(N)	74	81
Mar. 15	Miami	(N)	72	71

2542 2199

(N1) Louisville; (N2) Chicago

1969-70—Won 26, Lost 2.

COACH: Adolph Rupp

CO-CAPTAINS: Dan Issel and Mike Pratt

Dec. 1	West Virginia	(H)	106	87
Dec. 6	Kansas	(H)	115	85
Dec. 8	North Carolina	(N1)	94	87
Dec. 13	Indiana	(H)	109	92

UK INVITATIONAL TOURNAMENT

Dec. 19	Navy		73	59
Dec. 20	Duke		98	76

(Championship)

Dec. 27	Notre Dame	(N2)	102	100
Dec. 29	Miami (Ohio)	(H)	80	58
Jan. 3	Mississippi	(H)	95	73
Jan. 5	Mississippi State	(H)	111	76
Jan. 10	Florida	(A)	88	69
Jan. 12	Georgia	(A)	72	71
Jan. 17	Tennessee	(H)	68	52
Jan. 24	Louisiana State	(H)	109	96
Jan. 26	Alabama	(H)	86	71
Jan. 31	Vanderbilt	(A)	81	89
Feb. 2	Auburn	(A)	84	83
Feb. 7	Mississippi	(A)	120	85
Feb. 9	Mississippi State	(A)	86	57
Feb. 14	Florida	(H)	110	66
Feb. 16	Georgia	(H)	116	86
Feb. 21	Louisiana State	(A)	121	105
Feb. 23	Alabama	(A)	98	89
Feb. 28	Vanderbilt	(H)	90	86
Mar. 2	Auburn	(H)	102	81
Mar. 7	Tennessee	(A)	86	69

SEC Champions

NCAA TOURNAMENT

MIDEAST (Columbus, Ohio)

Mar. 12	Notre Dame	(N3)	109	99
Mar. 14	Jacksonville	(N3)	100	106

2709 2253

(N1) Charlotte, N.C.; (N2) Louisville;
(N3) Columbus, Ohio

Date Team Site Ky. Opp.

1970-71—Won 22, Lost 6.

COACH: Adolph Rupp
HON. CO-CAPTAINS: Mike Casey and Larry Steele

Dec. 1	Northwestern	(A)	115	100
Dec. 5	Michigan	(H)	104	93
Dec. 7	West Virginia	(A)	106	100
Dec. 12	Indiana	(A)	95	93

UK INVITATIONAL TOURNAMENT

Dec. 18	De Paul		106	85
Dec. 19	Purdue		83	89

(Championship)

Dec. 22	Oregon State	(H)	84	78
Dec. 29	Notre Dame	(N1)	92	99
Jan. 2	Mississippi	(A)	103	95
Jan. 4	Miss. State	(A)	79	71
Jan. 9	Florida	(H)	101	75
Jan. 11	Georgia	(H)	79	66
Jan. 16	Tennessee	(A)	71	75
Jan. 23	Louisiana State	(A)	82	79
Jan. 25	Alabama	(A)	86	73
Jan. 30	Vanderbilt	(H)	102	92
Feb. 1	Auburn	(H)	114	76
Feb. 6	Mississippi	(H)	121	86
Feb. 8	Miss. State	(H)	102	83
Feb. 13	Florida	(A)	65	74
Feb. 15	Georgia	(A)	107	95
Feb. 20	Louisiana State	(H)	110	73
Feb. 22	Alabama	(H)	101	74
Feb. 27	Vanderbilt	(A)	119	90
Mar. 1	Auburn	(A)	102	83
Mar. 6	Tennessee	(H)	84	78

SEC Champions

NCAA TOURNAMENT
MIDEAST REGIONAL (Athens, Ga.)

Mar. 18	Western Ky. (N2)		83	107
Mar. 20	Marquette (N2)		74	91

2670 2373

(N1) Louisville; (N2) Athens, Ga.

1971-72—Won 21, Lost 7.

COACH: Adolph Rupp
HON. CO-CAPTAINS: Stan Key and Tom Parker

Dec. 1	Northwestern	(H)	94	85
Dec. 4	Kansas	(A)	79	69
Dec. 6	Kansas State	(A)	71	64
Dec. 11	Indiana	(N1)	89	**90
Dec. 13	Michigan State	(H)	85	91

UK INVITATIONAL TOURNAMENT

Dec. 17	Missouri		83	79
Dec. 18	Princeton		96	82

(Championship)

Dec. 28	Notre Dame	(N1)	83	67
Jan. 8	Mississippi	(H)	93	82
Jan. 10	Mississippi State	(H)	104	76
Jan. 15	Florida	(A)	70	72
Jan. 17	Georgia	(A)	73	85
Jan. 22	Tennessee	(H)	72	70
Jan. 24	Vanderbilt	(H)	106	80
Jan. 29	Louisiana State	(H)	89	71
Jan. 31	Alabama	(H)	77	74
Feb. 5	Vanderbilt	(A)	85	*80
Feb. 7	Auburn	(A)	78	72
Feb. 12	Mississippi	(A)	90	82
Feb. 14	Mississippi State	(A)	63	55
Feb. 19	Florida	(H)	95	68
Feb. 21	Georgia	(H)	87	63
Feb. 26	Louisiana State	(A)	71	88
Feb. 28	Alabama	(A)	70	73
Mar. 6	Auburn	(H)	102	67
Mar. 9	Tennessee	(A)	67	66

SEC Co-Champions (Earned NCAA bid by beating Tennessee twice)

NCAA TOURNAMENT
MIDEAST REGIONAL (Dayton, Ohio)

Date Team Site Ky. Opp.

Mar. 16	Marquette	(N2)	85	69
Mar. 18	Florida State	(N2)	54	73

2311 2093

(N1) Louisville; (N2) Dayton, Ohio

JOE HALL ERA

1972-73—Won 20, Lost 8.

COACH: Joe B. Hall
HON. CAPTAIN: Jim Andrews

Nov. 29	Chilean NAT (Exh)*	(H)	125	62
Dec. 2	Michigan State	(A)	75	66
Dec. 4	Iowa	(H)	66	79
Dec. 9	Indiana	(A)	58	64
Dec. 11	North Carolina	(N1)	70	78

UK INVITATIONAL TOURNAMENT

Dec. 15	Nebraska		85	60
Dec. 16	Oregon		95	68

(Championship)

Dec. 23	Kansas	(H)	77	71
Dec. 30	Notre Dame	(N1)	65	63
Jan. 6	Mississippi	(A)	58	61
Jan. 8	Mississippi State	(A)	90	81
Jan. 13	Florida	(H)	95	65
Jan. 15	Georgia	(H)	89	68
Jan. 20	Tennessee	(A)	64	65
Jan. 22	Vanderbilt	(A)	75	76
Jan. 27	Louisiana State	(A)	86	71
Jan. 29	Alabama	(A)	95	93
Feb. 3	Vanderbilt	(H)	76	83
Feb. 5	Auburn	(H)	88	57
Feb. 10	Mississippi	(H)	88	70
Feb. 12	Mississippi State	(H)	100	*87
Feb. 17	Florida	(A)	94	83
Feb. 19	Georgia	(A)	99	86
Feb. 24	Louisiana State	(H)	94	76
Feb. 26	Alabama	(H)	111	95
Mar. 3	Auburn	(A)	91	79
Mar. 8	Tennessee	(H)	86	81

SEC Champions

NCAA TOURNAMENT
MIDEAST REGIONAL (Nashville, Tenn.)

Austin Peay	(N2)	106	*100
Indiana	(N2)	65	72

2341 2098

(N1) Louisville; (N2) Nashville, Tenn.)

* Not counted in win or pts. total.

1973-74—Won 13, Lost 13

COACH: Joe B. Hall
CAPTAIN: Ronnie Lyons

Dec. 1	Miami (O.)	(H)	81	68
Dec. 3	Kansas	(A)	63	71
Dec. 8	Indiana	(N1)	68	77
Dec. 10	North Carolina	(N2)	84	101
Dec. 14	Iowa	(A)	88	80

UK INVITATIONAL TOURNAMENT

Dec. 21	Dartmouth		102	77
Dec. 22	Stanford		78	77

(Championship)

Dec. 29	Notre Dame	(N1)	79	94
Jan. 5	Louisiana State	(A)	84	95
Jan. 7	Georgia	(H)	80	74
Jan. 12	Auburn	(H)	79	58
Jan. 14	Tennessee	(A)	54	67
Jan. 19	Mississippi	(H)	93	64
Jan. 21	Alabama	(A)	77	81
Jan. 26	Florida	(A)	91	82
Jan. 28	Vanderbilt	(H)	65	82
Feb. 2	Mississippi State	(A)	82	70
Feb. 4	Louisiana State	(H)	73	70
Feb. 9	Georgia	(A)	86	72
Feb. 11	Auburn	(A)	97	*99
Feb. 16	Tennessee	(H)	61	58
Feb. 18	Mississippi	(A)	60	61
Feb. 23	Alabama	(H)	71	94
Feb. 25	Florida	(H)	65	75
Mar. 2	Vanderbilt	(A)	69	71
Mar. 4	Mississippi State	(H)	108	69

(N1) Louisville; (N2) Greensboro, N.C.

Date	Team	Ky.	Opp.
1974 AUSTRALIAN EXHIBITION TOUR (Not Counted in Won-Lost Record)			
May 13	Tahitian National Team	116	62
May 17	Australia	87	97
May 18	Newcastle	90	78
May 19	N.S.W. All Stars	123	67
May 21	Illawarra Hawks	115	57
May 22	N.S.W. All Stars	106	50
May 23	A.C.T.	96	69
May 25	Bulleen Heidelberg	88	83
May 26	St. Kilda Business House	80	67
May 27	Nunawading	99	82
May 28	Melbourne	79	86
May 30	Gippsland All Stars	127	74
May 31	Bulleen Heidelberg	72	71
June 1	Laker All Stars	111	83
June 3	So. Australian All Stars	109	96
June 4	So. Australian All Stars	110	81
June 5	So. Australian All Stars	111	84
June 6	Coburg	108	82
June 7	St. Kilda Business House	96	85

1923 1454

1974-75—Won 26, Lost 5

COACH: Joe B. Hall			
CAPTAIN: Jimmy Dan Conner			
Nov. 25	Ath. In Action*	(H)	103 65
Nov. 30	Northwestern	(H)	97 70
Dec. 2	Miami (O.)	(A)	80 73
Dec. 7	Indiana	(A)	74 98
Dec. 9	North Carolina	(N1)	90 78
UK INVITATIONAL TOURNAMENT			
Dec. 20	Washington State		97 75
Dec. 21	Oklahoma State		90 65
(Championship)			
Dec. 23	Kansas	(N1)	100 63
Dec. 28	Notre Dame	(N1)	113 96
Jan. 4	L. S. U.	(H)	115 80
Jan. 6	Georgia	(A)	96 77
Jan. 11	Auburn	(A)	85 90
Jan. 13	Tennessee	(H)	88 82
Jan. 18	Mississippi	(A)	85 82
Jan. 20	Alabama	(H)	74 69
Jan. 25	Florida	(H)	87 65
Jan. 27	Vanderbilt	(A)	91 90
Feb. 1	Mississippi State	(H)	112 79
Feb. 3	L. S. U.	(A)	77 76
Feb. 8	Georgia	(H)	75 61
Feb. 10	Auburn	(H)	119 76
Feb. 15	Tennessee	(A)	98 103
Feb. 17	Mississippi	(H)	108 89
Feb. 22	Alabama	(A)	84 79
Feb. 24	Florida	(A)	58 66
Mar. 1	Vanderbilt	(H)	109 84
Mar. 8	Mississippi State	(A)	118 80

SEC Co-Champions

Date	Team	Site	Ky.	Opp.
NCAA TOURNAMENT Midwest Regional (Tuscaloosa, Ala., and Dayton, O.)				
Mar. 15	Marquette	(N2)	76	54
Mar. 20	Central Michigan	(N3)	90	73
Mar. 22	Indiana	(N3)	92	90
Finals (San Diego, CA.)				
Mar. 29	Syracuse	(N4)	95	79
Mar. 31	UCLA	(N4)	85	92

2858 2434

* Exhibition—Not counted in won-lost record.
(N1) Louisville; (N2) Tuscaloosa, Ala.; (N3) Dayton, O.; (N4) San Diego, CA.

1975-76—Won 20, Lost 10

COACH: Joe B. Hall				
CAPTAIN: Jack Givens				
Nov. 22	Yugoslavia (EXH.)*	(H)	75	74
Dec. 1	Northwestern	(A)	77	89
Dec. 8	North Carolina	(N1)	77	90
Dec. 10	Miami	(H)	91	69
Dec. 13	Kansas	(A)	54	48
Dec. 15	Indiana	(N2)	68	*77
UK INVITATIONAL TOURNAMENT				
Dec. 19	Georgia Tech		66	64
Dec. 20	Oregon State		82	74
(Championship)				
Dec. 30	Notre Dame	(N2)	79	77
Jan. 3	Mississippi State	(A)	73	77
Jan. 5	Alabama	(A)	63	76
Jan. 10	Tennessee	(H)	88	*90
Jan. 12	Georgia	(H)	92	76
Jan. 17	Vanderbilt	(H)	77	76
Jan. 24	Florida	(A)	89	82
Jan. 26	Auburn	(A)	84	*91
Jan. 31	Mississippi	(H)	89	81
Feb. 2	Louisiana State	(H)	85	71
Feb. 7	Tennessee	(A)	85	92
Feb. 9	Georgia	(A)	81	86
Feb. 14	Vanderbilt	(A)	65	69
Feb. 21	Florida	(H)	96	89
Feb. 23	Auburn	(H)	93	82
Feb. 28	Mississippi	(A)	94	87
Mar. 1	Louisiana State	(A)	85	70
Mar. 6	Alabama	(H)	90	85
Mar. 8	Mississippi State	(H)	94	*93
NATIONAL INVITATION TOURNAMENT New York, N.Y.				
Mar. 13	Niagra		67	61
Mar. 16	Kansas State		81	78
Mar. 18	Providence		79	78
Mar. 21	U.N.C. Charlotte		71	67
(Championship)				

2415 2345

* Exhibition—Not counted in won-lost record.
(N1) Charlotte, N.C.; (N2) Louisville.

WILDCAT MASCOTS HAD COLORFUL NAMES

Over the years, Kentucky athletic teams have been spurred on in efforts toward victory by numerous colorfully-named wildcat mascots. Records indicate the first animal was given to the University in 1921. Named "Tom," this live Kentucky wildcat died quickly from being in captivity and was replaced with "TNT." Other live mascots followed—including "Whiskers," "Hot Tamale," and "Colonel"—only to pass from the scene due to death or being turned loose in the mountains after they did not thrive out of their native habitat.

WILDCATS ADD TO A GREAT TRADITION WITH NIT WIN

Celebrating the nation's Bicentennial Year in grand style was the University of Kentucky Wildcat basketball team, which battled from obscurity in mid-February to capture the country's oldest basketball prize—the 39th annual National Invitation Tournament in New York City.

By downing UNC-Charlotte 71-67 for the title, the Wildcats extended a fantastic win streak to 10, enabling them to finish the season with a 20-10 record.

While the Cats were putting together their second straight 20-game win season, it was the third such accomplishment in four years for head coach Joe B. Hall, who without doubt, fashioned his finest coaching job as he increased his 10-year career winning total to 155.

Beset with injuries, a critical lack of depth, and a fuzzy-cheeked, inexperienced team, Hall juggled personnel with a slight-of-hand artistry normally associated with a con man's "shell game."

After 6-foot-10 sophomore Rick Robey reinjured his knee Jan. 29 and was declared out for the season, Hall had only one player over 6-5—6-10 center Mike Phillips.

Several times during the remainder of the year, Hall was to floor a frontline which averaged only 6-4. But by juggling starters Jack Givens and James Lee (Robey's replacement) with reserves Merion Haskins and Bob Fowler, he put together a group which scrapped and took the fight to larger opponents.

By stressing a tough defensive philosophy and demanding run-outs at every opportunity, the Wildcats gradually began to get the feel of cohesiveness, a vital ingredient which was to bring them much happiness in the long run.

When Phillips suffered a sprained ankle in the NIT quarterfinals against Kansas State, Hall commented, "We'll just have to get out the bailing wire and put him back together like we've been doing everyone all year."

It was this type of doggedness plus a large portion of old fashioned discipline which produced an inner toughness that paid off so handsomely for the Wildcats—a toughness which turned them into an "alley-cat" type aggressor when their backs were to the wall.

A classic example of Kentucky's toughness and preparation came in the NIT semi-finals when Providence came from nowhere to take a 78-77 lead with only seven seconds left in the game.

When the Wildcats huddled on the bench during the ensuing time-out, Hall took a deep breath, knelt before them and calmly explained three options he set up for them. The pressure was unbelievably intense, but Hall's quiet confidence had a settling effect on his players as they returned to battle.

When Larry Johnson threw the ball inbounds to Phillips and took a return pass as he dashed upcourt, he was executing one of the options his coach had laid out. It proved to be the right one.

Of course, Johnson's last second shot which won the game is history, but the Morganfield native further endeared himself to Wildcat fans who were tuned in on the UK Television Network when he described his length of the court dash and subsequent two-handed shot in a post game interview.

"When I was dribbling downcourt, I broke to the left of the free throw lane and I couldn't decide whether to shoot with my left or right hand, so I just used both of them," he said.

Winning games in spectacular fashion is nothing new to Johnson, who beat Vanderbilt on national television earlier in the year with a 15-foot jump shot, and who scored critical points in the NIT wins over Niagara, Kansas State and UNCC. A strong (205 lbs.) and durable player, he led the Wildcats in time played (1,072 minutes) and has firmly established himself as one of the South's premier guards.

After the NIT awards presentation, a gleeful bunch of Wildcats were silenced as Hall entered the dressing room and held up his hand for attention.

"I have never been in a position like this before in my life," he said. "You have exceeded everyone's wildest dreams and it is a time for celebrating. But I want you to remember NOW that we got here because of discipline. If we are to continue the Kentucky tradition, it will be a disciplined one—that is my belief and I will never waver from that belief. When we get back home, your studies must be placed as top priority so we can be ready for next year.

"Some people have said this was a great ending. They are wrong. It is a great beginning because the NIT championship IS only the beginning for you.

"Fellas, there is one person in this room we all owe more to than we can ever repay. Will our only senior, Reggie (Warford), stand up, and let's show him what we feel for him."

An explosion of shouts and back slaps resulted for several moments as Warford tearfully accepted the accolades of his teammates.

"Coach, I have the game ball for Reggie," said Givens, who passed it around for team autographs.

It was an emotional but fitting climax for Warford's career, which saw him play only 22 minutes in three years. But his final year was to be quite different.

He shucked his bench status when he started his first ever game Jan. 5 at Alabama, and with the exception of the Providence game when he injured himself in pre-game warmups, started every one after that, with the Wildcats winning 14 of 20 games. But the gritty little southpaw saved the best for last, hitting seven of 10 shots to spark the Cats to the NIT title over UNCC.

Sitting alone on a bench, drained of strength and emotion, Warford looked up and said to no one in particular, "Now maybe they will remember me as a basketball player instead of a piano player," alluding to his reputation as a fine pianist.

The nine day visit to New York proved to be an educational venture as well as an athletic winner. Members of the team and official party were treated to the usual sight seeing spectacles of the nation's largest city, including museums, cathedrals, skyscrapers, etc. But the most awe inspiring trip had to be the visit to the Statue of Liberty Friday after the big semi-final win over Providence. Other highlights included Broadway plays, an ice hockey game in the Garden, and the finals of the Golden Gloves, rated as one of New York's biggest drawing cards.



1976-77 Student Statisticians, Managers and Trainer—Front Row—Statisticians Barbara Higgins, Bill Leitsch and Robb Bolton. Back Row—Mgr. Tripp Ramsey, Asst. Mgr.'s Tony Sosby, Mike Murphy, Don Sullivan, Charles Allen, Trainer Keith Webster and Asst. Mgr. Phil Witt.

(Editor's Note—The following mug shots of Wildcat personnel on pages 116-119 are shot one-column at 100-line screen specifically for newspaper reproduction.)



Cliff Hagan




Joe B. Hall




Dick Parsons




Leonard Hamilton




Dwane Casey




Truman Claytor




Jack Givens




Merion Haskins




Larry Johnson




James Lee




Kyle Macy




Mike Phillips




Rick Robey




Jay Shidler



Tim Stephens



LaVon Williams



RUPP ARENA—A long range shot of the Wildcat's first practice session shows the vast size of the 23,000 seat arena.



LEDFORD



HACKER



TREASE



McLANE

KENTUCKY RADIO, TELEVISION NETWORKS RANK WITH BEST IN NATION

Kentucky basketball has captured the imagination of fans throughout the country for years and the UK Radio Network deserves a large share of credit for popularizing Wildcat basketball into the far reaches of the East, Midwest and South.

Synonymous with the Wildcats is sportscaster Cawood Ledford, Sports Director of WHAS-Radio-TV, Louisville, who enters his 10th year with the network and 23rd year of covering Kentucky.

Assisting Ledford is Ralph Hacker, station manager of WVLK Radio in Lexington, who enters his third year as color commentator for the network after having covered the Wildcats for 10 years. Together, this broadcasting team brings all the excitement and color of UK basketball, both on and off the court, to a large radio audience.

Co-originating stations for the Lexington based firm of Jim Host and Associates, Inc., which owns broadcast rights to the network, are WHAS (840kc) and WVLK (590kc). Now entering its third year of a three-year contract, the Host firm has built up the network from 27 stations to a record total of 73 stations, one of the nation's largest collegiate basketball networks.

The UK Television Network enters its sixth year with WKYT-TV of Lexington as the Coordinator.

The Network, which handles delayed telecasts of Wildcat games in Rupp Arena and Freedom Hall in Louisville, covers a three-state area this year, including WOWK-TV in Huntington, W. Va., and WEHT-TV of Evansville, Ind.

Games in the University of Kentucky Invitational Tournament will be telecast live if both sessions are sellouts; otherwise, it will be on a delayed basis.

Tipoff time for regular season delayed games is 11:30 p.m., EST.

UKIT tipoff is approximately 9:00 p.m. Dec. 17, and the same time Dec. 18 if UK wins their first game. A loss would put them in the consolation game at 7:00 p.m.

Handling the play-by-play and color for the telecasts are Denny Trease, Sports Director of WKYT-TV, Lexington, and Hardin McLane of Elizabethtown.

TELEVISION COVERAGE

The following stations are included on the network:

Live and Delayed:

- Ch. 27—WKYT-TV, Lexington
- Ch. 13—WOWK-TV, Huntington, W. Va.
- Ch. 25—WEHT-TV, Evansville, Ind.
- Ch. 57—WKYH-TV, Hazard

Delayed:

- Ch. 6—WPSD, Paducah

Selected Games:

- Ch. 3—WAVE-TV, Louisville
- Ch. 13—WBKO-TV, Bowling Green
- Ch. 19—WXIX-TV, Cincinnati

